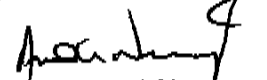


CLAUSE 35
Introductory sub-table (I)(a)

NAME OF THE COMPANY : BINNY LIMITED , CLASS OF SECURITY : EQUITY
SCRIP CODE : 514215 , NAME OF THE SCRIP :
QUARTER ENDED :
SHAREHOLDING PATTERN AS ON : 30-Sep-2014

Partly paid-up shares:	No. of partly paid-up shares	As a % of total no. of partly paid-up shares	As a % of total no. of shares of the company
Held by promoter/promoter group			
Held by public			
Total - D			
Outstanding convertible securities:-	No. of outstanding securities	As a % of total no. of outstanding convertible securities	As a % of total no. of shares of the company, assuming full conversion of the convertible securities
Held by promoter/promoter group			
Held by public			
Total - E			
Warrants:-	No. of warrants	As a % of total no. of warrants	As a % of total no. of shares of the company, assuming full conversion of warrants
Held by promoter/promoter group			
Held by public			
Total - F			
Total paid-up capital of the company, assuming full conversion of warrants and convertible securities	22319410		

For BINNY LIMITED


Authorised Signatory

CLAUSE 35
introductory sub-table (7)(a)

NAME OF THE COMPANY : BINNY LIMITED
SCRIP CODE : 514215 , NAME OF THE SCRIP : BINNY LTD. , CLASS OF SECURITY : EQUITY
QUARTER ENDED :
SHAREHOLDING PATTERN AS ON : 30-Sep-2014

STATEMENT SHOWING SHAREHOLDING PATTERN
TABLE (I) (a)

CATE GORY CODE	CATEGORY OF SHARE HOLDER	NO.OF HOLDERS	TOTAL NO.OF SHARES	SHARES IN DEMAT	TOTAL SHAREHOLDING AS A PERCENTAGE OF TOTAL NUMBER OF SHARES		SHARES PLEDGED OR OTHERWISE ENCUMBERED	
					AS A % OF (A+B) (VI)	AS A % OF (A+B+C) (VII)	Number of shares (VIII)	As a percentage (IX)- (VIII)/(IV)*100
(I)	(II)	(III)	(IV)	(V)	(VI)	(VII)	(VIII)	(IX)
A. SHAREHOLDING OF PROMOTER AND PROMOTER GROUP								
1. INDIAN								
a.	INDIVIDUALS/HINDU UNDIVIDED FAMILY	4	11390110	11390110	51.0323	51.0323	9774310	85.8140
b.	CENTRAL GOVERNMENT/ STATE GOVERNMENT(S)	0	0	0	0.0000	0.0000	0	0.0000
c.	BODIES CORPORATE	7	5279207	5273457	23.6529	23.6529	1615017	30.5920
d.	FINANCIAL INSTITUTIONS/ BANKS	0	0	0	0.0000	0.0000	0	0.0000
e.	ANY OTHER							
SUB - TOTAL (A) (1)		11	16669317	16663567	74.6852	74.6852	11389327	68.3250
2. FOREIGN								
a.	INDIVIDUALS (NON- RESIDENT INDIVIDUALS/ FOREIGN INDIVIDUALS)	0	0	0	0.0000	0.0000	0	0.0000
b.	BODIES CORPORATE	0	0	0	0.0000	0.0000	0	0.0000
c.	INSTITUTIONS	0	0	0	0.0000	0.0000	0	0.0000
d.	QUALIFIED FOREIGN INVESTOR	0	0	0	0.0000	0.0000	0	0.0000
e.	ANY OTHER							
SUB TOTAL (A) (2)		0	0	0	0.0000	0.0000	0	0.0000
TOTAL SHARE HOLDING OF PROMOTER AND PROMOTER GROUP (A) = (A) (1) + (A) (2)		11	16669317	16663567	74.6852	74.6852	11389327	68.3250




CLAUSE 35
Introductory sub-table (I) (a)

NAME OF THE COMPANY : BINNY LIMITED
 SCRIP CODE : 514215 , NAME OF THE SCRIP : BINNY LTD. , CLASS OF SECURITY : EQUITY
 QUARTER ENDED :
 SHAREHOLDING PATTERN AS ON : 30-Sep-2014

STATEMENT SHOWING SHAREHOLDING PATTERN
 TABLE (I) (a)

CATE GORY CODE	CATEGORY OF SHARE HOLDER	NO. OF HOLDERS	TOTAL NO. OF SHARES	SHARES IN DEMAT	TOTAL SHAREHOLDING AS A PERCENTAGE OF TOTAL NUMBER OF SHARES		SHARES PLEDGED OR OTHERWISE ENCUMBERED	
					AS A % OF (A+B) (VI)	AS A % OF (A+B+C) (VII)	Number of shares (VIII)	As a percentage (ix)- (VIII)/(IV)*100 (VIII)/(IV)*100
(I)	(II)	(III)	(IV)	(V)	(VI)	(VII)	(VIII)	(IX)
B. PUBLIC SHAREHOLDING								
1. INSTITUTIONS								
a.	MUTUAL FUNDS/UTI	0	0	0	0.0000	0.0000	NA	NA
b.	FINANCIAL INSTITUTIONS/ BANKS	15	982260	971000	4.4009	4.4009	NA	NA
c.	CENTRAL GOVERNMENT/ STATE GOVERNMENT(S)	4	368590	0	1.6514	1.6514	NA	NA
d.	VENTURE CAPITAL FUNDS	0	0	0	0.0000	0.0000	NA	NA
e.	INSURANCE COMPANIES	2	452747	452747	2.0294	2.0294	NA	NA
f.	FOREIGN INSTITUTIONAL INVESTORS	0	0	0	0.0000	0.0000	NA	NA
g.	FOREIGN VENTURE CAPITAL INVESTORS	0	0	0	0.0000	0.0000	NA	NA
h.	QUALIFIED FOREIGN INVESTOR	0	0	0	0.0000	0.0000	NA	NA
i.	ANY OTHER							
SUB - TOTAL (B) (1)		21	1803597	1423747	8.0808	8.0808	NA	NA




CLAUSE 35
Introductory sub-table (I)(a)

NAME OF THE COMPANY : BINNY LIMITED
SCRIP CODE : 514215 , NAME OF THE SCRIP : BINNY LTD. , CLASS OF SECURITY : EQUITY
QUARTER ENDED :
SHAREHOLDING PATTERN AS ON : 30-Sep-2014

STATEMENT SHOWING SHAREHOLDING PATTERN
TABLE (I) (a)

CATEGORY CODE	CATEGORY OF SHARE HOLDER	NO. OF HOLDERS	TOTAL NO. OF SHARES	SHARES IN DEMAT	TOTAL SHAREHOLDING AS A PERCENTAGE OF TOTAL NUMBER OF SHARES		SHARES PLEDGED OR OTHERWISE ENCUMBERED	
					AS A % OF (A+B) (VI)	AS A % OF (A+B+C) (VII)	Number of shares (VIII)	As a percentage (IX) = (VIII)/(IV)*100
(I)	(II)	(III)	(IV)	(V)	(VI)	(VII)	(VIII)	(IX)
2. NON-INSTITUTIONS								
a.	BODIES CORPORATE	130	200033	107343	0.8962	0.8962	NA	NA
b.	INDIVIDUALS -							
	I INDIVIDUAL SHAREHOLDERS HOLDING NOMINAL SHARE CAPITAL UPTO RS. 1 LAKE	9058	1738995	533157	7.7914	7.7914	NA	NA
	II INDIVIDUAL SHAREHOLDERS HOLDING NOMINAL SHARE CAPITAL IN EXCESS OF RS. 1 LAKE	22	1488371	1367921	6.2204	6.2204	NA	NA
c.	QUALIFIED FOREIGN INVESTOR	0	0	0	0.0000	0.0000	NA	NA
d.	ANY OTHER							
	CLEARING MEMBERS	15	4697	4697	0.0210	0.0210	NA	NA
	HINDU UNDIVIDED FAMILIES	52	45792	45752	0.2051	0.2051	NA	NA
	NON RESIDENT INDIANS	52	468568	453428	2.0993	2.0993	NA	NA
	TRUSTS	1	40	40	0.0001	0.0001	NA	NA
		120	519097	503957	2.3257	2.3257	NA	NA
SUB - TOTAL (B) (2)		9330	3846496	2512378	17.2338	17.2338	NA	NA
TOTAL PUBLIC SHAREHOLDING (B) = (B) (1) + (B) (2)		9351	5650093	3936125	25.3147	25.3147	NA	NA
TOTAL (A)+(B)		9362	22319410	20599692	100.0000	100.0000	11389327	51.0287



DATE CATEGORY CODE	CATEGORY OF SHARE HOLDER	NO. OF HOLDERS	TOTAL NO. OF SHARES	SHARES IN DEMAT	TOTAL SHAREHOLDING AS A PERCENTAGE OF TOTAL NUMBER OF SHARES	SHARES PLEDGED OR OTHERWISE ENCUMBERED	AS A % OF (A+B)	AS A % OF (A+B+C)	Number of shares (VIII)	As a percentage (IX) = (VIII) / (IV) * 100
(I)	(II)	(III)	(IV)	(V)	(VI)	(VII)	(VIII)	(IX)	(X)	
C. SHARES HELD BY CUSTODIANS AND AGAINST WHICH DEPOSITORY RECEIPTS HAVE BEEN ISSUED										
	Promoter and Promoter Group	0	0	0	0.0000	0.0000	NA	NA		
	Public	0	0	0	0.0000	0.0000	NA	NA		
	TOTAL CUSTODIAN (C)	0	0	0	0.0000	0.0000	NA	NA		
GRAND TOTAL (A)+(B)+(C)										
		9362	22319410	20599692	100.0000	11389327	51.0287			

A.N.



BIRNY LIMITED
 (ii) Statement showing holdings of securities (including shares, warrants, convertible securities) of persons belonging to the category "Promoter and Promoter Group" - 30-Sep-2014

Sl. No.	Name of the shareholder	Details of Shares held				Encumbered shares (*)				Details of convertible securities				Total shares (including underlying securities)
		No. of Shares held	As a % of grand total (A)+(B)+(C)	No. of Shares held	As a % of grand total (A)+(B)+(C)	No. of Shares held	As a % of grand total (A)+(B)+(C)	No. of Shares held	As a % of grand total (A)+(B)+(C)	Number of convertible securities held	As a % of the same class	Number of convertible securities held	As a % of the same class	
(I)	(II)	(IV)	(V)	(VI)	(VII)	(VIII)	(IX)	(X)	(XI)	(XII)	(XIII)	(XIV)	(XV)	
1	TIGERS FARMS PVT LTD	5750	0.0257	0	0.0000	0.0000	0	0.0000	0	0.0000	0	0.0000	0.6257	
2	SHEETALA CREDIT AND HOLDINGS PRIVATE LIMITED	850000	3.9683	0	0.0000	0.0000	0	0.0000	0	0.0000	0	0.0000	3.9683	
3	SATLUJ CREDIT AND HOLDINGS PRIVATE LIMITED	840000	3.7635	0	0.0000	0.0000	0	0.0000	0	0.0000	0	0.0000	1.2923	
4	TWENTIETH CENTURY-APCO LEASING PRIVATE LIMITED	288446	1.2923	0	0.0000	0.0000	0	0.0000	0	0.0000	0	0.0000	3.7635	
5	PROJECT CHEZEA CREDIT AND HOLDINGS PRIVATE LIMITED	840000	3.7635	0	0.0000	0.0000	0	0.0000	0	0.0000	0	0.0000	3.7635	
6	CALCOM CREDIT AND HOLDINGS PRIVATE LIMITED	840000	3.7635	0	0.0000	0.0000	0	0.0000	0	0.0000	0	0.0000	7.2359	
7	ARTHUR BROTHERS LIMITED	1615017	7.2359	1615017	100.0000	7.2359	0	0.0000	0	0.0000	0	0.0000	3.6327	
8	MAVE BANCHA	810800	3.6327	0	0.0000	0.0000	0	0.0000	0	0.0000	0	0.0000	2.5896	
9	PAJANAKSHMI K	576000	2.5896	0	0.0000	0.0000	0	0.0000	0	0.0000	0	0.0000	3.5643	
10	RAVIND NANDASOHAL	800000	3.5643	800000	100.0000	3.5643	0	0.0000	0	0.0000	0	0.0000	41.3255	
11	BRANDSOHAL K	9261310	41.3255	8974310	97.5329	40.3085	0	0.0000	0	0.0000	0	0.0000	74.6852	
	TOTAL	16669317	74.6852	11389337	65.3250	51.3287	0	0.0000	0	0.0000	0	0.0000	74.6852	

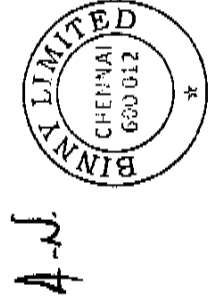


4-N

BINNY LIMITED

III(c) (i) Statement showing holding of securities (including shares, warrants, convertible securities) of persons belonging to the category "Public" and holding more than 1% of the total number of shares - 30-Sep-2014

Sr.No	Name of the shareholder	No. of Shares held	Percentage of Shares held	Grand Total (A)+(B)+(C) indicated in Statement at para (i) (a) above	Details of warrants		Details of convertible securities		Total shares including underlying
					Number of warrants held	As a % of total warrants	Number of convertible securities held	% w.r.t total convertible securities	
1	GOVERNOR OF TAMIL NADU	340940	1.5275	340940	0	0.0000	0	0.0000	1.5275
2	SARATHI VEL J	266000	1.2013	266000	0	0.0000	0	0.0000	1.2013
3	SADAYVEL KALLASAM	436000	1.9534	436000	0	0.0000	0	0.0000	1.9534
4	LIFE INSURANCE CORPORATION OF INDIA	452347	2.0266	452347	0	0.0000	0	0.0000	2.0266
5	RAMANATHAN SRINIVASAN	436000	1.9534	436000	0	0.0000	0	0.0000	1.9534
6	STATE BANK OF INDIA	971000	4.3504	971000	0	0.0000	0	0.0000	4.3504
	TOTAL	2922257	13.0230	2922257	0	0.0000	0	0.0000	13.0230



BINNY LIMITED
 (iii) (a) STATEMENT SHOWING DETAILS OF DEPOSITORY RECEIPTS (DRs) - 30-Sep-2014

SL. NO	TYPE OF OUTSTANDING DR (AFRS, GDRs, SDRs, etc.)	NUMBER OF OUTSTANDING DRs	NUMBER OF SHARES UNDERLYING OUTSTANDING DRs	SHARES UNDERLYING OUTSTANDING DRs AS A % OF TOTAL NUMBER OF SHARES (i.e., GRAND TOTAL [A]+[B]+[C] INDICATED IN STATEMENT AT PARA (I) (a) ABOVE)

KII



Handwritten signature

BHARU LIMITED
 III) (a) STATEMENT SHOWING THE VOTING PATTERN OF SHAREHOLDERS, IF MORE THAN ONE CLASS OF SHARES / SECURITIES
 IS ISSUED BY THE ISSUER.

CATEGORY OF SHARE HOLDER	NUMBER OF VOTING RIGHTS HELD IN EACH CLASS OF SECURITIES				TOTAL VOTING RIGHTS (III+IV+V)	TOTAL VOTING RIGHTS i.e. (VI)
	CLASS X (III)	CLASS Y (IV)	CLASS Z (V)	CLASS 2 (VI)		
(1) (A) PROMOTER AND PROMOTER GROUP						
(1) (B) INDIA						
(a) INDIVIDUALS/HINDU UNDIVIDED FAMILY						
(b) CENTRAL GOVERNMENT / STATE GOVERNMENT(S)						
(c) BODIES CORPORATE						
(d) FINANCIAL INSTITUTIONS / BANKS						
(e) ANY OTHER (SPECIFY)						
SUB-TOTAL (A) (1)						
(2) FOREIGN						
(a) INDIVIDUALS (NON-RESIDENT INDIVIDUALS / FOREIGN INDIVIDUALS)						
(b) BODIES CORPORATE						
(c) INSTITUTIONS						
(d) ANY OTHER						
SUB-TOTAL (A) (2)						
TOTAL SHAREHOLDING OF PROMOTER AND PROMOTER GROUP (A) = (A) (1) + (A) (2)						



BINNY LIMITED
 (11) (a) STATEMENT SHOWING THE VOTING PATTERNS OF SHAREHOLDERS, IS MORE THAN ONE CLASS OR SHARES / SECURITIES
 IS ISSUED BY THE ISSUER.

	(I)	(II)	(III)	(IV)	(V)	(VI)	(VII)	(VIII)
(5) PUBLIC SHAREHOLDING								
(1) INSTITUTIONS								
(a) MUTUAL FUNDS / OTC								
(b) FINANCIAL INSTITUTIONS / BANKS								
(c) CENTRAL GOVERNMENT / STATE GOVERNMENTS								
(d) VENTURE CAPITAL FUNDS								
(e) INSURANCE COMPANIES								
(f) FOREIGN INSTITUTIONAL INVESTORS								
(g) FOREIGN VENTURE CAPITAL INVESTORS								
(h) ANY OTHER (SPECIFY)								
SCF-TOTAL (b) (1)								
(2) NON-INSTITUTIONS								
(a) BODIES CORPORATE								
(b) INDIVIDUALS -								
I. INDIVIDUAL SHAREHOLDERS HOLDING NOMINAL SHARECAPITAL UP TO RS. 1 LAKE								
II. INDIVIDUAL SHAREHOLDERS HOLDING NOMINAL SHARECAPITAL IN EXCESS OF RS. 1 LAKE								
(c) ANY OTHER (SPECIFY)								
SUB-TOTAL (b) (2)								
TOTAL PUBLIC SHAREHOLDING								
(B) = (B) (1) + (B) (2)								
TOTAL (A) + (B)								
(C) SHARES HELD BY CUSTODIANS AND AGAINST WHICH DEPOSITORY RECEIPTS HAVE BEEN ISSUED								
GRAND TOTAL (A) + (B) + (C)								

