




<b>(I)(a) Statement showing Shareholding Pattern</b>			
<b>Name of the Company:</b> BUTTERFLY GANDHIMATHI APPLIANCES LIMITED <b>Scrip Code, Name of the scrip,</b> 517421, Butterfly Gandhimathi Appliances Limited, <b>class of security:-</b> Equity Shares of Face Value Rs. 10/- <b>Quarter ended:</b> 30th September, 2014			
Partly paid-up shares:-	No. of partly paid-up shares	As a % of total no. of partly paid-up shares	As a % of total no. of shares of the Company
Held by Promoter/ Promoter Group	N.A	N.A	N.A
Held by Public	N.A	N.A	N.A
<b>Total</b>			
Outstanding convertible securities:-	No. of outstanding securities	As a % of total no. of outstanding convertible securities	As a % of total no. of shares of the Company, assuming full conversion of the convertible securities
Held by Promoter/ Promoter Group	N.A	N.A	N.A
Held by Public	N.A	N.A	N.A
<b>Total</b>			
Warrants:-	No. of warrants	As a % of total no. of warrant	As a % of total no. of shares of the Company, assuming full conversion of Warrants
Held by Promoter/ Promoter Group	N.A	N.A	N.A
Held by Public	N.A	N.A	N.A
<b>Total</b>			
<b>Total paid-up capital of the Company, assuming full conversion of warrants and convertible securities</b>	<b>Rs. 17,87,95,510/- (Rupees Seventeen Crores Eighty Seven Lakhs Ninety Five Thousand Five Hundred and Ten only), consisting of 1,78,79,551 Equity Shares of Rs. 10/- each.</b>		

Statement Showing Shareholding Pattern								
Name of the Company :		BUTTERFLY GANDHIMATHI APPLIANCES LIMITED						
Scrip Code : 517421				Quarter Ended :	30-09-2014			
Category code	Category of Shareholder	Number of Share holders	Total number of shares	Number of shares held in dematerialized form	Total shareholding as a percentage of total number of shares		Shares Pledged or otherwise encumbered	
					As a percentage of (A+B) <sup>1</sup> (VI)	As a percentage of (A+B+C) (VII)	Number of Shares (VIII)	As a percentage (IX = (VIII)/(IV)*100
(I)	(II)	(III)	(IV)	(V)	(VI)	(VII)	(VIII)	(IX)
(A)	Shareholding of Promoter and Promoter Group <sup>2</sup>							
1	Indian							
(a)	Individuals/ Hindu Undivided Family	20	5091113	5091113	28.47	28.47	0	0.00
(b)	Central Government/ State Government(s)							
(c)	Bodies Corporate	3	6553665	6553665	36.65	36.65		
(d)	Financial Institutions/ Banks							
(e)	Any Others(Specify)							
(e-i)								
(e-ii)								
	Sub Total(A)(1)	23	11644778	11644778	65.12	65.12	0	0.00
2	Foreign							
(a)	Individuals (Non-Residents Individuals/ Foreign Individuals)							
(b)	Bodies Corporate							
(c)	Institutions							
(d)	Qualified Foreign Investor							
(e)	Any Others(Specify)							
(e-i)								
	Sub Total(A)(2)	0	0	0	0.00	0.00	0.00	0.00
	Total Shareholding of Promoter and Promoter Group (A)= (A)(1)+(A)(2)	23	11644778	11644778	65.12	65.12	0	0.00
(B)	Public shareholding							
1	Institutions							
(a)	Mutual Funds/ UTI	7	710192	710162	3.97	3.97		
(b)	Financial Institutions/ Banks	1	2000		0.01	0.01		
(c)	Central Government/ State Government(s)							
(d)	Venture Capital Funds							
(e)	Insurance Companies							
(f)	Foreign Institutional Investors							
(g)	Foreign Venture Capital Investors							
(h)	Qualified Foreign Investor							
(i)	Any Other (specify)							
(i-i)	RELIANCE ALTERNATIVE INVESTMENT FUND - Private Equity Scheme - I (Acting through Reliance Alternative Investments Services Pvt Ltd)	1	2451000	2451000	13.71	13.71		
	Sub-Total (B)(1)	9	3163192	3161162	17.69	17.69	0.00	0.00
2	Non-institutions							
(a)	Bodies Corporate	193	389716	386262	2.18	2.18		
(b)	Individuals							
i	Individuals -i. Individual shareholders holding nominal share capital up to Rs 1 lakh	12796	1890593	1011812	10.57	10.57		
ii	Individual shareholders holding nominal share capital in excess of Rs. 1 lakh.	25	725726	725726	4.06	4.06		
(c)	Qualified Foreign Investor	83	65546	63243	0.37	0.37		
(d)	Any Other ((Non Resident Individuals)							
(d-i)								
	Sub-Total (B)(2)	13097	3071581	2187043	17.18	17.18	0.00	0.00
(B)	Total Public Shareholding (B)= (B)(1)+(B)(2)	13106	6234773	5348205	34.88	34.88		
	TOTAL (A)+(B)	13129	17879551	16992983	100.00	100.00	0	0.00
(C)	Shares held by Custodians and against which Depository Receipts have been issued							
1	Promoter and Promoter Group							
2	Public							
	GRAND TOTAL (A)+(B)+(C)	13129	17879551	16992983	100.00	100.00	0	


2



(I)(b) Statement showing Shareholding of persons belonging to the category "Promoter and Promoter Group"

**I. PROMOTER**

Sr. No.	Name of the shareholder	Total Shares Held		Shares pledged or otherwise encumbered		Details of warrants		Details of convertible securities		Total shares (including underlying shares assuming full conversion of warrants and convertible securities) as a % of diluted share capital
		Number of shares	as a percentage of total number of shares (i.e., Grand Total (A)+(B)+(C) IV	Number of shares	As a percentage of grand total (A)+(B)+(C) of sub-clause (I)(a)	Number of warrants	As a % total number of warrants of the same class	Number of convertible securities held	% w.r.t total number of convertible securities of the same class	
1	V. M. SESHADRI	1251673	7.00							7.00
2	V. M. LAKSHMI NARAYANAN	1000965	5.60							5.60
3	V. M. BALASUBRAMANIAM	570130	3.19							3.19
4	V. M. GANGADHARAM	494083	2.76							2.76
5	V. M. KUMARASAN	487804	2.73							2.73
6	V. M. K. MANGALAM	218947	1.22							1.22
7	V. M. B. UNNAMALAI	217750	1.22							1.22
8	V. M. L. SHENBAGA LAKSHMI	217750	1.22							1.22
9	V. M. G. SIVAKAMI	217750	1.22							1.22
10	V. M. S. KARPAGAM	217750	1.22							1.22
11	V. M. L. KARTHIKEYAN	76700	0.43							0.43
12	GANDHIMATHI A	64500	0.36							0.36
13	V. M. S. NAMASIVAYAM	16495	0.09							0.09
14	GANGADHARAM VISWANATHAN	11300	0.06							0.06
15	V. M. L. SENTHILNATHAN	11055	0.06							0.06
16	V. M. L. KARTHIKEYAN	5000	0.03							0.03
17	SELVAMUTHUKUMARAN V M S	4800	0.03							0.03
18	V. M. G. MAYURESAN	3311	0.02							0.02
19	V. M. S. KUMARAGURU	2000	0.01							0.01
20	V. M. S. KUMARAGURU	1350	0.01							0.01
	<b>TOTAL</b>	<b>5091113</b>	<b>28.47</b>	<b>0.00</b>	<b>0.00</b>	<b>0.00</b>	<b>0.00</b>	<b>0.00</b>	<b>0.00</b>	<b>28.47</b>
	<b>II. PROMOTER GROUP</b>									
1	BUTTERFLY MARKETING PVT. LTD	2835000	15.86							15.86
2	LLM APPLIANCES LIMITED	3046565	17.04							17.04
3	BUTTERFLY CONSTRUCTIONS LIMITED	672100	3.76							3.76
	<b>TOTAL</b>	<b>6553665</b>	<b>36.65</b>	<b>0.00</b>	<b>0.00</b>	<b>0.00</b>	<b>0.00</b>	<b>0.00</b>	<b>0.00</b>	<b>36.65</b>
	<b>GRAND TOTAL I-II</b>	<b>11644778</b>	<b>65.12</b>	<b>0.00</b>	<b>0.00</b>	<b>0.00</b>	<b>0.00</b>	<b>0.00</b>	<b>0.00</b>	<b>65.12</b>



**(D)(c)(i) Statement showing Shareholding of persons belonging to the category "Public" and holding more than 1% of the total number of shares**


Sr. No.	Name of the shareholder	Number of shares	Shares as a percentage of total number of shares {i.e., Grand Total (A)+(B)+(C) indicated in Statement at para (I)(a) above}	Details of warrants		Details of convertible securities		Total shares (including underlying shares assuming full conversion of warrants and convertible securities) as a % of diluted share capital
				Number of warrants	As a % total number of warrants of the same class	Number of convertible securities held	% w.r.t total number of convertible securities of the same class	
1	SBI TAX ADVANTAGE FUND - SERIES I	385356	2.16	NIL	NIL	NIL	NIL	2.16
2	RELiance ALTERNATIVE INVESTMENT FUND - Private Equity Scheme - I (Acting through Reliance Alternative Investments Services Pvt Ltd)	2451000	13.71	NIL	NIL	NIL	NIL	13.71
3	SBI MAGNUM MULTICAP FUND	195000	1.09					1.09
	<b>TOTAL</b>	<b>3031356</b>	<b>16.96</b>	<b>0</b>	<b>0</b>	<b>0</b>	<b>0</b>	<b>16.96</b>



4

**(D)(c)(ii) Statement showing holding of securities (including shares, warrants, convertible securities) of persons (together with PAC) belonging to the category "Public" and holding more than 5% of the total number of shares of the company**

Sr. No.	Name(s) of the shareholder(s) and the Persons Acting in Concert (PAC) with them	Number of shares	Shares as a percentage of total number of shares (i.e., Grand Total (A)+(B)+(C) indicated in Statement at para (l)(a) above)	Details of warrants			Details of convertible securities		Total shares (including underlying shares assuming full conversion of warrants and convertible securities) as a % of diluted share capital
				Number of warrants	As a % total number of warrants of the same class	Number of convertible securities held	% w.r.t total number of convertible securities of the same class		
1	RELIANCE ALTERNATIVE INVESTMENT FUND - Private Equity Scheme - I (Acting through Reliance Alternative Investments Services Pvt Ltd)	2451000	13.71	NIL	NIL	NIL	0	0	13.71
<b>TOTAL</b>		<b>2451000</b>	<b>13.71</b>	<b>0</b>	<b>0</b>	<b>0</b>	<b>0</b>	<b>0</b>	<b>13.71</b>



5



<b>(I)(d) Statement showing details of locked-in shares</b>			
<b>Sr. No.</b>	<b>Name of the shareholder</b>	<b>Number of locked-in shares - 14-11-2011 to 13-11-2014</b>	<b>Locked-in shares as a percentage of total number of shares {i.e., Grand Total (A)+(B)+(C) indicated in Statement at para (I)(a) above}</b>
1	V. M. LAKSHMI NARAYANAN	184061	1.03
2	BALASUBRAMANIAM V M	20930	0.12
3	SESHADRI V M	227238	1.27
4	GANGADHARAN V M	22218	0.12
5	KUMARESAN V M	25668	0.14
6	LLM APPLIANCES LTD	296741	1.66
7	BUTTERFLY MARKETING PVT LTD	638191	3.57
8	BUTTERFLY CONSTRUCTION LTD	4750	0.03
9	SHENBAGALAKSHMI V M L	5707	0.03
10	UNNAMALAI V M B	5707	0.03
11	KARPAGAM V M S	5707	0.03
12	SIVAGAMI V M G	5707	0.03
13	MANGALAM V M K	5715	0.03
14	V.M.L.KARTHIKEYAN	50	0.00
15	V M S NAMASIVAYAM	49	0.00
16	V M L SENTHILNATHAN	49	0.00
<b>TOTAL</b>		<b>1448488</b>	<b>8.10</b>



6

(II)(a) Statement showing details of Depository Receipts (DRs)			
Sr. No.	Type of outstanding DR (ADRs, GDRs, SDRs, etc.)	Number of outstanding DRs	Number of shares underlying outstanding DRs
			Shares underlying outstanding DRs as a percentage of total number of shares (i.e., Grand Total (A)+(B)+(C) indicated in Statement at para (I)(a) above}
		0.00	0.00
		0.00	0.00
		0.00	0.00
TOTAL		0	0



7

(II)(b) Statement showing Holding of Depository Receipts (DRs), where underlying shares are in excess of 1% of the total number of shares.			
Sr. No.	Name of the DR Holder	Type of outstanding DR (ADRs, GDRs, SDRs, etc.)	Number of shares underlying outstanding DRs
		NIL	
			0
TOTAL			0

Shares underlying outstanding DRs as a percentage of total number of shares {i.e., Grand Total (A)+(B)+(C) indicated in Statement at para II(a) above}

0.00  
0.00  
0.00





(III)(a) Statement showing the voting pattern of shareholders, if more than one class of shares/securities is issued by the issuer.

(Give description of voting rights for each class of security

Class X:

Class Y:

Class Z:)

NOT APPLICABLE

Category	Category of shareholder	Number of Voting Rights held in each class of securities			Total Voting Rights {(III+IV+V)}	Total Voting rights i.e. (VI)	
		Class X (III)	Class Y (IV)	Class Z (V)	(VI)	As a percentage of (A+B) (VII)	As a percentage of (A+B+C) (VIII)
(I)	(II)						
(A)	<b>Promoter and Promoter Group</b>						
-1	<b>Indian</b>						
(a)	Individuals/ Hindu Undivided Family						
(b)	Central Government/ State Government(s)						
(c)	Bodies Corporate						
(d)	Financial Institutions/ Banks						
(e)	Any Other (specify)						
	<b>Sub-Total (A)(1)</b>						
-2	<b>Foreign</b>						
(a)	Individuals (Non-Resident Individuals/ Foreign Individuals)						
(b)	Bodies Corporate						
(c)	Institutions						
(d)	Any Other (specify)						
	<b>Sub-Total (A)(2)</b>						
	<b>Total Shareholding of Promoter and Promoter Group (A)= (A)(1)+(A)(2)</b>						
(B)	<b>Public shareholding</b>						
-1	<b>Institutions</b>						
(a)	Mutual Funds/ UTI						
(b)	Financial Institutions/ Banks						
(c)	Central Government/ State Government(s)						
(d)	Venture Capital Funds						
(e)	Insurance Companies						
(f)	Foreign Institutional Investors						
(g)	Foreign Venture Capital Investors						
(h)	Any Other (specify)						
	<b>Sub-Total (B)(1)</b>						
-2	<b>Non-institutions</b>						
(a)	Bodies Corporate						
(b)	Individuals -						
	i. Individual shareholders holding nominal share capital up to Rs. 1 lakh.						
	ii. Individual shareholders holding nominal share capital in excess of Rs. 1 lakh.						
(c)	Any Other (Non Resident Individual)						
	<b>Sub-Total (B)(2)</b>						
	<b>Total Public Shareholding (B)= (B)(1)+(B)(2)</b>						
	<b>TOTAL (A)+(B)</b>						
(C)	Shares held by Custodians and against which Depository Receipts have been issued						
	<b>GRAND TOTAL (A)+(B)+(C)</b>						



UNIT: BUTTERFLY GANDHIMATHI APPLIANCES LIMITED		
BREAKUP - 30/09/2014		
	NO. OF SHARE HOLDERS	NO. OF SHARES
NSDL	2702	16123801
CDSL	1209	869182
PHYSICAL	9218	886568
TOTAL	13129	17879551

