



(1)(a) STATEMENT SHOWING SHAREHOLDING PATTERN IN CLAUSE-35

NAME OF THE COMPANY: CHENNAI PETROLEUM CORPORATION LIMITED		Name of the Scrip:	
SCRIP CODE: 500110			
Class of Security:			
QUARTER ENDED: 30/09/2014			
Partly paid-up shares	No. of partly paid-up shares	As a % of total no. of partly paid-up shares	As a % of total no. of shares of the Company.
Held by promoter/promoter group	0	0	0
Held by Public	0	0	0
<b>Total:</b>	<b>0</b>	<b>0</b>	<b>0</b>
Outstanding convertible securities:	No. of outstanding securities	As a % of total no. of outstanding convertible securities.	As a % of total no. of shares of the Company assuming full conversion of the convertible securities
Held by promoter/promoter group	0	0	0
Held by Public	0	0	0
<b>Total:</b>	<b>0</b>	<b>0</b>	<b>0</b>
Warrants:	No. of warrants	As a % of total no. of warrants	As a % of total no. of shares of the Company, assuming full conversion of warrants
Held by promoter/promoter group	0	0	0
Held by Public	0	0	0
<b>Total:</b>	<b>0</b>	<b>0</b>	<b>0</b>
<b>Total paid-up capital of the Company, assuming full conversion of warrants and convertible securities</b>	<b>148911400</b>	<b>0</b>	<b>100.00</b>





1


CATEGORY CODE	CATEGORY OF SHAREHOLDER (II)	NO OF SHAREHOLDERS (III)	TOTAL NUMBER OF SHARES (IV)	NO OF SHARES HELD IN DEMATERIALIZED (V)	TOTAL SHAREHOLDING AS A % OF TOTAL NO OF SHARES		SHARES PLEDGE OR OTHERWISE ENCUMBERED
					AS a PERCENTAGE of (A+B) (VI)	AS a PERCENTAGE of (A+B+C) (VII)	
(I)	(II)	(III)	(IV)	(V)	(VI)	(VII)	(VIII)
(A)	PROMOTER AND PROMOTER GROUP						
(1)	INDIAN						
(a)	Individual /HUF	0	0	0	0.00	0.00	0.00
(b)	Central Government/State Government(s)	0	0	0	0.00	0.00	0.00
(c)	Bodies Corporate (INDIAN OIL CORPORATION LIMITED)	1	77265200	77265200	51.89	51.89	0.00
(d)	Financial Institutions / Banks	0	0	0	0.00	0.00	0.00
(e)	Others	0	0	0	0.00	0.00	0.00
	Sub-Total A(1) :	1	77265200	77265200	51.89	51.89	0.00
(2)	FOREIGN						
(a)	Individuals (NRIs/Foreign Individuals)	0	0	0	0.00	0.00	0.00
(b)	Bodies Corporate (NATIRAN INTER TRADE COMPANY LTD)	1	22932900	22932900	15.40	15.40	0.00
(c)	Institutions	0	0	0	0.00	0.00	0.00
(d)	Qualified Foreign Investor	0	0	0	0.00	0.00	0.00
(e)	Others	0	0	0	0.00	0.00	0.00
	Sub-Total A(2) :	1	22932900	22932900	15.40	15.40	0.00
	Total A=A(1)+A(2)	2	100198100	100198100	67.29	67.29	0.00
(B)	PUBLIC SHAREHOLDING						
(1)	INSTITUTIONS						
(a)	Mutual Funds /IIT	20	1257832	1248832	0.84	0.84	0.00
(b)	Financial Institutions /Banks	23	19800470	19800370	13.30	13.30	0.00
(c)	Central Government / State Government(s)	0	0	0	0.00	0.00	0.00
(d)	Venture Capital Funds	0	0	0	0.00	0.00	0.00
(e)	Insurance Companies	0	0	0	0.00	0.00	0.00
(f)	Foreign Institutional Investors	29	2166654	2162454	1.45	1.45	0.00
(g)	Foreign Venture Capital Investors	0	0	0	0.00	0.00	0.00
(h)	Qualified Foreign Investor	0	0	0	0.00	0.00	0.00
(I)	Others	0	0	0	0.00	0.00	0.00
	Sub-Total B(1) :	72	23224956	23211656	15.60	15.60	0.00
(2)	NON-INSTITUTIONS						
(a)	Bodies Corporate	1008	8069365	8046465	5.42	5.42	0.00
(b)	Individuals						



CATEGORY CODE	CATEGORY OF SHAREHOLDER	NO OF SHAREHOLDERS (III)	TOTAL NUMBER OF SHARES (IV)	NO OF SHARES HELD IN DEMATERIALIZED (V)	TOTAL SHAREHOLDING AS A % OF TOTAL NO OF SHARES AS a		SHARES PLEDGE OR OTHERWISE ENCUMBERED	
					PERCENTAGE OF (A+B) (VI)	PERCENTAGE OF (A+B+C) (VII)	NUMBER OF SHARES (VIII)	AS a PERCENTAGE (IX)=(VIII)/(IV)*100
(f)	(i) individuals holding nominal share capital upto Rs.1 lakh	57587	12319101	11062396	8.27	8.27		
	(ii) individuals holding nominal share capital in excess of Rs.1 lakh	121	3348595	3348595	2.25	2.25		
(c)	Others							
	FOREIGN NATIONALS	1	200	200	0.00	0.00		
	NON RESIDENT INDIANS	6181	1398546	716246	0.90	0.90		
	NON RESIDENT COMPANIES	2	600	0	0.00	0.00		
	CLEARING MEMBERS	206	394116	394116	0.26	0.26		
	TRUSTS	15	17821	17621	0.01	0.01		
(d)	Qualified Foreign Investor	0	0	0	0.00	0.00		
	Sub-Total B(2) :	65121	25488344	23585639	17.12	17.12		
	Total B=B(1)+B(2) :	65193	48713300	46797295	32.71	32.71		
	Total (A+B) :	65195	148911400	146995395	100.00	100.00		
(C)	Shares held by custodians, against which Depository Receipts have been issued							
(1)	Promoter and Promoter Group							
(2)	Public	0	0	0	0.00	0.00		
	GRAND TOTAL (A+B+C) :	65195	148911400	146995395	100.00	100.00	0	0.00



  


(I)(b) Statement showing holding of securities (including shares, warrants, convertible securities) of persons belonging to the category "Promoter and Promoter Group"												
Sr.No	Name of the Shareholder	Details of Shares held		Encumbered shares. (*)			Details of Warrants		Details of convertible securities.		Total Shares (including underlying shares assuming full conversion of warrants and	
		No. of Shares held (III)	As a % of grand total (A)+(B)+(C) (IV)	Pledge Shares (V)	AS a percentage (VI)=(V)/(III)* (VII)	AS a % of grand total (A) + (B) + (C) of sub-clause (I)(a) (VIII)	Number of warrants held (VIII)	As a % total number of warrants of the same class (IX)	Number of convertible securities (X)	As a % total number of convertible securities (XI)		
1	INDIAN OIL CORPORATION LIMITED	77265200	51.89	0	0.00	0	0.00	0	0.00	0	0.00	51.89
2	NAFIRAN INTER TRADE COMPANY LTD	22932900	15.40	0	0.00	0	0.00	0	0.00	0	0.00	15.40
<b>TOTAL :</b>		<b>100198100</b>	<b>67.29</b>	<b>0</b>	<b>0.00</b>	<b>0</b>	<b>0.00</b>	<b>0</b>	<b>0.00</b>	<b>0</b>	<b>0.00</b>	<b>67.29</b>




4

(I)(c)(i) Statement showing holding of securities (including shares, warrants, convertible securities) of persons belonging to the category "Public" and holding mor									
Sr.No.	Name of the shareholder	Number of shares held	Shares as a percentage of total number of shares (i.e., Grant total	Details of warrants		Details of convertible securities		Total shares (including underlying shares assuming full conversion of warrants and	
				Number of warrants held	As a % total number of warrants of the	Number of convertible securities	% w.r.t total number of convertible securities		
1	LIFE INSURANCE CORPORATION OF INDIA	6327823	4.25	0	0.00	0	0.00	4.25	
2	THE NEW INDIA ASSURANCE COMPANY LIMITED	3821060	2.57	0	0.00	0	0.00	2.57	
3	BAJAJ ALLIANZ LIFE INSURANCE COMPANY LTD.	3508637	2.36	0	0.00	0	0.00	2.36	
4	GENERAL INSURANCE CORPORATION OF INDIA	3341644	2.24	0	0.00	0	0.00	2.24	
5	LIC OF INDIA MARKET PLUS 1 GROWTH FUND	2318346	1.56	0	0.00	0	0.00	1.56	
6	UNITED INDIA INSURANCE COMPANY LIMITED	1913334	1.28	0	0.00	0	0.00	1.28	
<b>TOTAL :</b>		<b>21230844</b>	<b>14.26</b>	<b>0</b>	<b>0.00</b>	<b>0</b>	<b>0.00</b>	<b>14.26</b>	




5




(i)(c)(ii) Sr.No.	Statement showing holding of securities (including shares, warrants, convertible securities) of persons (together with PAC) belonging to the category "Public" and holding more than 5% of the total shares of the company	Shares as a percentage of total number of shares (i.e., Grant total (A)+(B)+(C) indicated in Statement at para (j)(a) above)		Details of convertible securities			Total shares (including underlying shares assuming full conversion of warrants and convertible securities) as a % of diluted share capital
		Number of shares held	As a % total number of warrants of the same class	Number of convertible securities held	% w.r.t total number of convertible securities of the same class		
		0	0	0	0	0	0
	TOTAL :	0	0	0	0	0	0

STATEMENT SHOWING DETAILS OF LOCKED-IN SHARES"			
(i)(d)			
Sr.No	Name of the shareholder	Number of locked-in shares	Locked-in shares as a (%) percentage of total number of shares (i.e. Grand Total shares (A)+(B)+(C) Indicated in Statement at para (i)(a) above)
TOTAL :			0



7

STATEMENT SHOWING DETAILS OF DEPOSITORY RECEIPTS (DRS)				
(II)(a)				
Sr.No.	Type of outstanding DR (ADRs,GDRs,SDRs,etc.)	Number of outstanding DRS	Number of shares underlying outstanding DRS	Shares underlying outstanding DRS as a percentage of total number of shares (i.e., Grand Total (A)+(B)+(C) indicated in Statement at Para(I)(a) above)
		0	0	0
TOTAL :				0





(ii)(b)	Statement showing Holding of Depository Receipts (DRs), where underlying shares held by "Promoter/Promoter Group" are in excess of 1% of the total number shares.			
Sr.No.	Name of the DR Holder	Type of outstanding DR (ADRs, GDRs, \$DRs, etc.)	Number of shares underlying outstanding DRs	Shares underlying outstanding DRs as a percentage of total number of shares (i.e., Grand Total (A)+(B)+(C) indicated in Statement at para(i)(a) above)
	TOTAL :		0	0

