


Introductory sub-table (I)(a)

Name of the Company: CIGNITI TECHNOLOGIES LTD (FORMERLY CHAKKILAM INFOTECH LTD)			
Scrip Code, Name of the scrip, class of security: 534758, CIGNITI, EQUITY			
Quarter ended: As on 30.09.2014			
Partly paid-up shares:-	No. of partly paid-up shares	As a % of total no. of partly paid-up shares	As a % of total no. of shares of the company
Held by promoter/promoter group	0	0	0
Held by public	0	0	0
Total	0	0	0
Outstanding convertible securities:-	No. of outstanding securities	As a % of total no. of outstanding convertible securities	As a % of total no. of shares of the company, assuming full conversion of the convertible securities
Held by promoter/promoter group	0	0	0
Held by public	0	0	0
Total	0	0	0
Warrants:-	No. of warrants	As a % of total no. of warrants	As a % of total no. of shares of the company, assuming full conversion of warrants
Held by promoter/promoter group	0	0	0
Held by public	0	0	0
Total	0	0	0
Total paid-up capital of the company, assuming full conversion of warrants and convertible securities	22921245	0	100

For Cigniti Technologies Limited




Managing Director

Statement Showing Shareholding Pattern

Category code	Category of Shareholder	Table 1(a)						
		Number of Shareholders	Total number of shares	Number of shares held in dematerialized form	Total shareholding as a percentage of total number of shares		Shares Pledged or otherwise encumbered	
					As a percentage of (A+B) ¹	As a percentage of (A+B+C)	Number of shares	As a percentage
(I)	(II)	(III)	(IV)	(V)	(VI)	(VII)	(VIII)	(IX)= (VIII)/(IV)*100
(A)	Shareholding of Promoter and							
1	Indian							
(a)	Individuals/ Hindu Undivided Family	3	6445339	6445339	28.12	28.12	0	0.00
(b)	Central Government/ State Government(s)	0	0	0	0.00	0.00	0	0.00
(c)	Bodies Corporate	0	0	0	0.00	0.00	0	0.00
(d)	Financial Institutions/ Banks	0	0	0	0.00	0.00	0	0.00
(e)	Any Others(Specify)							
(e-i)	Mutual Funds	0	0	0	0.00	0.00	0	0.00
(e-ii)	Trusts	0	0	0	0.00	0.00	0	0.00
	Sub Total(A)(1)	3	6445339	6445339	28.12	28.12	0	0.00
2	Foreign							
a	Individuals (Non-Residents Individuals/ Foreign Individuals)	3	6045557	6045557	26.38	26.38	0	0.00
b	Bodies Corporate	0	0	0	0.00	0.00	0	0.00
c	Institutions	0	0	0	0.00	0.00	0	0.00
d	Qualified Foreign Investor	0	0	0	0.00	0.00	0	0.00
e	Any Others(Specify)							
e-i	Overseas Corporate Bodies	0	0	0	0.00	0.00	0	0.00
	Sub Total(A)(2)	3	6045557	6045557	26.38	26.38	0	0.00
	Total Shareholding of Promoter and Promoter Group (A)= (A)(1)+(A)(2)	6	12490896	12490896	54.49	54.49	0	0.00
(B)	Public shareholding							
1	Institutions							
(a)	Mutual Funds/ UTI	1	352701	352701	1.54	1.54	0	0.00
(b)	Financial Institutions / Banks	0	0	0	0.00	0.00	0	0.00
(c)	Central Government/ State Government(s)	0	0	0	0.00	0.00	0	0.00
(d)	Venture Capital Funds	0	0	0	0.00	0.00	0	0.00
(e)	Insurance Companies	0	0	0	0.00	0.00	0	0.00
(f)	Foreign Institutional Investors	0	0	0	0.00	0.00	0	0.00
(g)	Foreign Venture Capital Investors	0	0	0	0.00	0.00	0	0.00
(h)	Qualified Foreign Investor	0	0	0	0.00	0.00	0	0.00
(i)	Any Other (specify)							
(i-i)	Foreign Companies	0	0	0	0.00	0.00	0	0.00
(i-ii)		0	0	0	0.00	0.00	0	0.00
	Sub-Total (B)(1)	1	352701	352701	1.54	1.54	0	0.00
B 2	Non-institutions							
(a)	Bodies Corporate	101	777636	777636	3.39	3.39	0	0.00
(b)	Individuals							
i	Individuals -i. Individual shareholders holding nominal share capital up to Rs 1	2599	2284695	2145635	9.97	9.97	0	0.00
ii	ii. Individual shareholders holding nominal share capital in excess of Rs. 1 lakh.	160	6876140	6166260	30.00	30.00	0	0.00
(c)	Qualified Foreign Investor	0	0	0	0.00	0.00	0	0.00
(d)	Any Other (specify)							
(d-i)	Non Resident Individuals	27	55909	55909	0.24	0.24	0	0.00
(d-ii)	Clearing Members	55	83268	83268	0.00	0.00	0	0.00
(d-iii)	Trusts	0	0	0	0.00	0.00	0	0.00
	Sub-Total (B)(2)	2942	10077648	9228708	43.97	43.97	0	0.00
(B)	Total Public Shareholding (B)= (B)(1)+(B)(2)	2943	10430349	9581409	45.51	45.51	0	0.00
	TOTAL (A)+(B)	2949	22921245	22072305	100.00	100.00	0	0.00
(C)	Shares held by Custodians and against which Depository Receipts have been issued							
1	Promoter and Promoter Group	0	0	0	0.00	0.00	0	0.00
2	Public	0	0	0	0.00	0.00	0	0.00
	Sub-Total (C)	0	0	0	0.00	0.00	0	0.00
	GRAND TOTAL (A)+(B)+(C)	2949	22921245	22072305	100.00	100.00	0	0.00


For Cigniti Technologies Limited



Managing Director

Sr.No	Notes
1	
2	
3	
4	
5	
6	
7	
8	
9	

For Cigniti Technologies Limited




Managing Director

(D)(b) Statement showing holding of securities (including shares, warrants, convertible securities) of persons belonging to the category "Promoter and Promoter Group"

Sr. No.	Name of the shareholder	Details of Shares held		Encumbered shares (*)			Details of warrants		Details of convertible securities		Total shares (including underlying full conversion of warrants and convertible securities) as a % of diluted share capital
		Number of shares held	As a % of grand total (A)+(B)+(C)	No.	As a percentage	As a % of grand total (A)+(B)+(C) of sub-clause (D)(a)	Number of warrants held	As a % total number of warrants of the same class	Number of convertible securities held	As a % total number of convertible securities of the same class	
		(III)	(IV)	(V)	(VI)=(V)/(III)*100	(VII)	(VIII)	(IX)	(X)	(XI)	
1	P. SAPNA	3769000	16.44		0.00	0.00	0	0	0	0	16.44
2	C V SUBRAMANYAM	2818036	12.29		0.00	0.00	0	0	0	0	12.29
3	C. SRIKANTH	2500000	10.91		0.00	0.00	0	0	0	0	10.91
4	K. KUMAR BAPUJI	2029000	8.85		0.00	0.00	0	0	0	0	8.85
5	C RAJESHWARI	1127303	4.92		0.00	0.00	0	0	0	0	4.92
6	P. SUDHAKAR	247557	1.08		0.00	0.00	0	0	0	0	1.08
	TOTAL	12490896	54.49	0	0.00	0.00	0	0	0	0	54.49

(*) The term "encumbrance" has the same meaning as assigned to it in regulation 28(3) of the SAST Regulations, 2011

For Cigniti Technologies Limited




Managing Director

(I)(c)(i) Statement showing holding of securities (including shares, warrants, convertible securities) of persons belonging to the category "Public" and holding more than 1% of the total number of shares

Sr. No.	Name of the shareholder	Number of shares held	Shares as a percentage of total number of shares {i.e., Grand Total (A)+(B)+(C) indicated in Statement at para (I)(a) above}	Details of warrants		Details of convertible securities		Total shares (including underlying shares assuming full conversion of warrants and convertible securities) as a % of diluted share capital
				Number of warrants held	As a % total number of warrants of the same class	Number of convertible securities held	% w.r.t total number of convertible securities of the same class	
1	IDFC PREMIER EQUITY FUND	352701	1.54	0	0	0	0	1.54
2	M RAMA MANOHARA REDDY	346937	1.51	0	0	0	0	1.51
3	ALLADI KING MAHENDRA	346937	1.51	0	0	0	0	1.51
4	ANJANA BANGAD	250000	1.09	0	0	0	0	1.09
TOTAL		1296575	5.65	0	0	0	0	5.65

For Cigniti Technologies Limited


Managing Director

(D)(c)(ii) Statement showing holding of securities (including shares, warrants, convertible securities) of persons (together with PAC) belonging to the category "Public" and holding more than 5% of the total number of shares of the company

Sr. No.	Name(s) of the shareholder(s) and the Persons Acting in Concert (PAC) with them	Number of shares	Shares as a percentage of total number of shares {i.e., Grand Total (A)+(B)+(C) indicated in Statement at para (D)(a) above}	Details of warrants		Details of convertible securities		Total shares (including underlying shares assuming full conversion of warrants and convertible securities) as a % of diluted share capital
				Number of warrants	As a % total number of warrants of the same class	Number of convertible securities held	% w.r.t total number of convertible securities of the same class	
1	Nil	0	0.00	0	0	0	0	0
TOTAL		0	0.00	0	0	0	0	0


For Cigniti Technologies Limited


Managing Director

(I)(d) Statement showing details of locked-in shares

Sr. No.	Name of the shareholder	Number of locked-in shares	Locked-in shares as a percentage of total number of shares {i.e., Grand Total (A)+(B)+(C) indicated in Statement at para (I)(a) above}
1	CHAKKILAM VENKATA SUBRAMANYAM	2818036	12.29
2	CHAKKILAM SRIKANTH	1750000	7.63
3	C RAJESWARI	1127303	4.92
4	KUKUNURU KUMAR BAPUJI	439140	1.92
5	PENNAM SAPNA	439140	1.92
6	ALLADI KING MAHENDRA	346937	1.51
7	M RAMA MANOHARA REDDY	346937	1.51
8	ANJANA BANGAD	250000	1.09
9	PENNAM SUDHAKAR	247557	1.08
10	VENKATA RAO PENNAM	200000	0.87
11	SHEELA BANGAD	150000	0.65
12	VAIBHAV BANGAD	150000	0.65
13	ADITYA BANGAD	150000	0.65
14	PRANALI BANGAD	100000	0.44
15	AKSHAT AGARWAL	100000	0.44
16	DEVASHISH AGARWAL	100000	0.44
17	ABHISHEK AGARWAL	100000	0.44
18	HIMALAY AGARWAL	100000	0.44
19	ABHIJEET AGARWAL	100000	0.44
20	SUSHMA BANGAD	100000	0.44
21	KAIROS TECHNOLOGIES PRIVATE LIMITED	100000	0.44
22	G SHANTHI	54945	0.24
23	KALYANA RAO KONDA	50000	0.22
24	Luvkesh Ajay Agarwal	50000	0.22
25	ATLURI NAGA DEEPTHI	50000	0.22
26	VISWANADHAM JUPUDI	50000	0.22
27	RAJASEKHAR REDDY KARAWALLA	37711	0.16
28	RAJA SEKHAR NERAVATI	30000	0.13
29	K RAMA DEVI	25000	0.11
30	K CH SUBBA RAO	25000	0.11
31	SRINIVAS RAO CHINTALA	20135	0.09
32	NARANGI	20000	0.09
33	AKHIL REDDY SANIVARAPU .	20000	0.09
34	KAWALPREET KAUR	15084	0.07
35	SARVESWAR REDDY SANIVARAPU	13345	0.06
36	SANIVARAPU SARVESWAR REDDY	12000	0.05
37	SARVESWAR REDDY SANIVARAPU	11000	0.05
38	MEHJABEEN SHALAM	10000	0.04
39	SRINIVASA B RAO	7542	0.03
40	URMILA MARKILA	7500	
41	USHA DEVI BANGAD	6171	

For Cigniti Technologies Limited



Managing Director

42	ANJANEYA VARA PRASAD GUNDU	5000	
43	SHARADA CHINTALA	5000	
44	CHINTALA SURESH KUMAR	5000	
45	NAGA DEVI CHINTALA	5000	
46	ANUSHA KARNATI	5000	
47	KARUNA KUMAR V	5000	
48	VENKATESHWAR RAO DEVATA	5000	
49	KISHORE KARNATI	5000	
50	KIRAN KUMAR KARNATI ,	3500	
51	PALLAMPATI VENKATA SUBBA RAO ,	3000	
52	SRIVALLI KONAKALLA	2500	
53	BEHTA SUNDARA RAO	2000	
54	P RAVI KUMAR REDDY	2000	
55	SAIRAMPURABHU VEDAM	2000	
56	MADHAVI GRANDHI	1000	
57	RADHIKA ACHANTA	1000	
58	SARVESWAR REDDY SANIVARAPU	1000	
TOTAL		9788483	42.70

For Cigniti Technologies Limited


Managing Director

(II)(a) Statement showing details of Depository Receipts (DRs)

Sr. No.	Type of outstanding DR (ADRs, GDRs, SDRs, etc.)	Number of outstanding DRs	Number of shares underlying outstanding DRs	Shares underlying outstanding DRs as a percentage of total number of shares {i.e., Grand Total (A)+(B)+(C) indicated in Statement at para (I)(a) above}
1	NIL	0	0	0.00
TOTAL		0	0	0.00

For Cigniti Technologies Limited




Managing Director

(II)(b) Statement showing holding of Depository Receipts (DRs), where underlying shares held by "promoter/promoter group" are in excess of 1% of the total number of shares

Sr. No.	Name of the DR Holder	Type of outstanding DR (ADRs, GDRs, SDRs, etc.)	Number of shares underlying outstanding DRs	Shares underlying outstanding DRs as a percentage of total number of shares {i.e., Grand Total (A)+(B)+(C) indicated in Statement at para (I)(a) above}
1	NIL	0	0	0.00
TOTAL		0	0	0.00

For Cigniti Technologies Limited



Managing Director