



Name of the Company - Crest Ventures Limited (formerly known as Sharyans Resources Limited)			
Scrip Code- 511413		ISIN - INE559D01011	
Quarter ended - 30th September, 2014			
Partly Paid-up shares:-	No. of partly paid-up shares	As a % of total no. of partly paid-up shares	As a % of total no. of shares of the Company
Held by Promoter/promoter group	-----N. A.-----		
Held by Public	-----N. A.-----		
Total	NIL	NIL	NIL
Outstanding convertible securities:-	No. of outstanding securities	As a % of total no. of outstanding convertible securities	As a % of total no. of shares of the Company, assuming full conversion of the convertible securities
Held by Promoter/promoter group	-----N. A.-----		
Held by Public	-----N. A.-----		
Total	NIL	NIL	NIL
Warrants :-	No. of warrants	As a % of total no. of warrants	As a % of total no. of shares of the Company, assuming full conversion of warrants
Held by Promoter/promoter group	-----N. A.-----		
Held by Public	-----N. A.-----		
Total	NIL	NIL	NIL
Total paid-up capital of the Company, assuming full conversion of warrants and convertible securities	Total paid-up capital of the Company is Rs.17,37,00,000/- divided into 1,73,70,000 Equity Shares of Rs.10/-		


For Crest Ventures Limited

Company Secretary

Statement showing Shareholding Pattern

For the Quarter ended - 30th September, 2014

Table (I) (a)								
Category code	Category of Shareholder	Number of shareholders	Total number of shares	Number of shares held in demat form	Total shareholding as a percentage of total number of shares		Shares pledged or otherwise encumbered	
					As a percentage of (A+B)	As a percentage of (A+B+C)	No. of Shares	As a % (IX)=(VIII)/(IV)*100
(I)	(II)	(III)	(IV)	(V)	(VI)	(VII)	(VIII)	(IX)
(A)	Shareholding of Promoter and Promoter Group							
(1)	Indian							
(a)	Individuals/ Hindu Undivided Family	1	944435	944435	5.4372	5.4372	0	0.0000
(b)	Central Government/State Government(s)	NIL	NIL	NIL	NIL	NIL	0	0.0000
(c)	Bodies Corporate	3	8702644	8702644	50.1016	50.1016	0	0.0000
(d)	Financial Institutions/ Banks	NIL	NIL	NIL	NIL	NIL	0	0.0000
(e)	Any Other (specify)	NIL	NIL	NIL	NIL	NIL	0	0.0000
	Sub-Total (A)(1)	4	9647079	9647079	55.5387	55.5387	0	0.0000
(2)	Foreign							
(a)	Individuals (Non-Resident Individuals/ Foreign Individuals)	NIL	NIL	NIL	NIL	NIL	0	0.0000
(b)	Bodies Corporate	NIL	NIL	NIL	NIL	NIL	0	0.0000
(c)	Institutions	NIL	NIL	NIL	NIL	NIL	0	0.0000
(d)	Any Other (specify)	NIL	NIL	NIL	NIL	NIL	0	0.0000
	Sub-Total (A)(2)	0	0	0	0.0000	0.0000	0	0.0000
	Total Shareholding of Promoter and Promoter Group (A)= (A)(1)+(A)(2)	4	9647079	9647079	55.5387	55.5387	0	0.0000
(B)	Public shareholding							
(1)	Institutions							
(a)	Mutual Funds/ UTI	NIL	NIL	NIL	NIL	NIL	0	0.0000
(b)	Financial Institutions/ Banks	NIL	NIL	NIL	NIL	NIL	0	0.0000
(c)	Central Government/ State Government(s)	NIL	NIL	NIL	NIL	NIL	0	0.0000
(d)	Venture Capital Funds	NIL	NIL	NIL	NIL	NIL	0	0.0000
(e)	Insurance Companies	2	624065	624065	3.5928	3.5928	0	0.0000
(f)	Foreign Institutional Investors	3	1372500	1372500	7.9016	7.9016	0	0.0000
(g)	Foreign Venture Capital Investors	NIL	NIL	NIL	NIL	NIL	0	0.0000
(h)	Any Other	NIL	NIL	NIL	NIL	NIL	0	0.0000
	Sub-Total (B)(1)	5	1996565	1996565	11.4943	11.4943	0	0.0000



Category code	Category of Shareholder	Number of shareholders	Total number of shares	Number of shares held in demat form	Total shareholding as a percentage of total number of shares		Shares pledged or otherwise encumbered	
					As a percentage of (A+B)	As a percentage of (A+B+C)	No. of Shares	As a % (IX)=(VIII)/(IV)*100
(I)	(II)	(III)	(IV)	(V)	(VI)	(VII)	(VIII)	(IX)
(2)	Non-institutions							
(a)	Bodies Corporate	88	695451	695201	4.0037	4.0037	0	0.0000
(b)	Individuals -						0	0.0000
	i. Individual shareholders holding nominal share capital up to Rs.1 lakh	3972	1207614	1111845	6.9523	6.9523	0	0.0000
	ii. Individual shareholders holding nominal share capital in excess of Rs.1 lakh	25	1033688	1033688	5.9510	5.9510	0	0.0000
(c)	Any Other (specify)							
	Clearing Members	33	20989	20989	0.1208	0.1208	0	0.0000
	NRIs (Repatriation)	40	258807	258807	1.4900	1.4900	0	0.0000
	NRIs (Non-Repatriation)	12	2507807	2507807	14.4376	14.4376	0	0.0000
	OCB	0	0	0	0.0000	0.0000	0	0.0000
	Trust	1	2000	2000	0.0115	0.0115	0	0.0000
	Sub-Total (B)(2)	4171	5726356	5630337	32.9669	32.9554	0	0.0000
	<i>Total Public Shareholding (B) = (B)(1)+(B)(2)</i>	4176	7722921	7626902	44.4613	44.4613	0	0.0000
	TOTAL (A)+(B)	4180	17370000	17273981	100.0000	100.0000	0	0.0000
(C)	Shares held by Custodians and against which Depository Receipts have been issued	----- N. A. -----						
	GRAND TOTAL (A)+(B)+(C)	4180	17370000	17273981	100.0000	100.0000	0	0.0000

For Crest Ventures Limited




Company Secretary

(1) (b) Statement showing Shareholding of persons belonging to the category
"Promoter and Promoter Group"


Sr. No.	Name of the shareholder	Details of Shares held		Encumbered Shares *			Details of Warrants		Details of Convertible Securities	
		Number of shares	Shares as a % of Grand Total (A)+(B)+(C)	No. of Shares	As a %	As % of Grand Total(A)+(B)+(C) of Sub-clause (I)(a)	Number of warrants held	As a % of Total No. of warrants of the same class	Number of convertible securities held	As a % of Total no. of convertible securities of the same class
(I)	(II)	(III)	(IV)	(V)	(VI) (V)/(III)*100	(VII)	(VIII)	(IX)	(X)	(XI)
1	Mr. Vijay Choraria	944,435	5.4372	0	0	N. A.	0	0	0	0
2	Kempro Traders Private Ltd.	0	0.0000	0	0	N. A.	0	0	0	0
3	Fine Estates Private Ltd. **	6,857,400	39.4784	0	0	N. A.	0	0	0	0
4	A. K. Equities Private Ltd.	1,238,404	7.1296	0	0	N. A.	0	0	0	0
5	V. J. Finsecurities Private Ltd.	606,840	3.4936	0	0	N. A.	0	0	0	0
	TOTAL	9,647,079	55.5387	0	0	N. A.	0	0	0	0

(*) The term "encumbrance" has the same meaning as assigned to it in regulation 28(3) of the SAST Regulations, 2011.




(l) (c) (i) Statement showing holding of securities (including shares, warrants, convertible securities) of persons belonging to the category "Public" & holding more than 1 % of the total number of shares

Sr. No.	Name of the shareholder	Number of shares	Shares as a percentage of total number of shares {i.e., Grand Total (A)+(B)+(C) indicated in Statement at para (l)(a) above}	Details of Warrants		Details of Convertible Securities		Total Shares (including underlying shares assuming full conversion of warrants and convertible securities) as a % of diluted share capital
				Number of warrants held	As a % of Total No. of warrants of the same class	Number of convertible securities held	As a % of Total no. of convertible securities of the same class	
1	Pishu V Chainani	2,500,000	14.3926	0	0	0	0	0
2	Hypnos Fund Ltd.	740,000	4.2602	0	0	0	0	0
3	Orange Mauritius Investment Ltd.	630,000	3.6269	0	0	0	0	0
4	General Insurance Company	337,373	1.9423	0	0	0	0	0
5	Miraj Marketing Company LLP	301,754	1.7372	0	0	0	0	0
6	United India Insurance Company Ltd.	286,692	1.6505	0	0	0	0	0
7	Pulkit N. Sekhseria	225,000	1.2953	0	0	0	0	0
	TOTAL	5,020,819	28.9051	0	0	0	0	0



(l)(c)(ii) Statement showing holding of securities (including shares, warrants, convertible securities) of persons (together with PAC) belonging to the category "Public" and holding more than 5% of the total number of shares of the company

Sr. No.	Name(s) of the shareholder(s) and the Persons Acting in Concert (PAC) with them	Number of shares	Shares as a percentage of total number of shares {i.e., Grand Total (A)+(B)+(C) indicated in Statement at para (l)(a) above}	Details of warrants		Details of convertible securities		Total shares (including underlying shares assuming full conversion of warrants and convertible securities) as a % of diluted share capital
				Number of warrants	As a % total number of warrants of the same class	Number of convertible securities held	% w.r.t total number of convertible securities of the same class	
1	PISHU V CHAINANI	2,500,000	14.3926	NIL	NIL	NIL	NIL	NIL



(I) (d) Statement showing details of locked-in shares.

Sr. no.	Name of the shareholder	No. of locked-in shares.	Locked-in shares as a percentage of total number of shares {i.e., Grand Total (A)+(B)+(C) indicated in Statement at para (I)(a) above}
NIL		NIL	NIL

