


(l)(a) Statement showing Shareholding Pattern

Name of the Company:		EUROTEX INDUSTRIES AND EXPORTS LIMITED		
Scrip Code, Name of the scrip, class of security:		521014 - EUROTExIND - EQUITY		
Quarter ended:		30.09.2014		
Partly paid-up shares:-	No. of partly paid-up shares	As a % of total no. of partly paid-up shares	As a % of total no. of shares of the company	
Held by Promoter / Promoters Group	0	0.00	0.00	
Held by public	0	0.00	0.00	
<b>Total</b>	<b>0</b>	<b>0.00</b>	<b>0.00</b>	
Outstanding convertible securities:-	No. of outstanding securities	As a % of total No. of outstanding convertible securities	As a % of total no. of shares of the company, assuming full conversion of the convertible securities	
Held by Promoter / Promoters Group	0	0.00	0.00	
Held by public	0	0.00	0.00	
<b>Total</b>	<b>0</b>	<b>0.00</b>	<b>0.00</b>	
Warrants:-	No. of warrants	As a % of total no. of warrants	As a % of total no. of shares of the company, assuming full conversion of warrants	
Held by Promoter / Promoters Group	0	0.00	0.00	
Held by public	0	0.00	0.00	
<b>Total</b>	<b>0</b>	<b>0.00</b>	<b>0.00</b>	
<b>Total paid-up capital of the company assuming full conversion of warrants and convertible securities</b>				



Face Value 10.00								
Category Code	Category of shareholder (i)	Number of shareholders (iii)	Total number of shares (iv)	Number of shares held in dematerialised form (v)	Total shareholding as a percentage of total number of shares (A+B) (vi)	As a percentage of shares (A+B+C) (vii)	Shares pledged or otherwise encumbered (viii)	As a percentage (ix) = (viii)/(vii)*100
(A)	Shareholding of Promoter and Promoter Group							
1	Indian							
(a)	Individuals/Hindu Undivided Family	9	174,935,000	174,935,000	1.9993	1.9993	0.000	0.0000
(b)	Central Government/State Government(s)	0	0.000	0.000	0.0000	0.0000	0.000	0.0000
(c)	Bodies Corporate	4	6,036,692,000	6,036,692,000	68.9918	68.9918	0.000	0.0000
(d)	Financial Institutions / Banks	0	0.000	0.000	0.0000	0.0000	0.000	0.0000
(e)	Any Other (specify)	0	0.000	0.000	0.0000	0.0000	0.000	0.0000
	Sub Total (A)(1)	13	6,211,627,000	6,211,627,000	70.9911	70.9911	0.0000	0.0000
2	Foreign							
(a)	Individuals (Non-Resident Individuals/Foreign Individuals)	0	0.000	0.000	0.0000	0.0000	0.000	0.0000
(b)	Bodies Corporate	0	0.000	0.000	0.0000	0.0000	0.000	0.0000
(c)	Institutions	0	0.000	0.000	0.0000	0.0000	0.000	0.0000
(d)	Any Other (specify)	0	0.000	0.000	0.0000	0.0000	0.000	0.0000
	Sub Total (A)(2)	0	0.000	0.000	0.0000	0.0000	0.0000	0.0000
	Total Shareholding of Promoter and Promoter Group (A)=(A)(1)+(A)(2)	13	6,211,627,000	6,211,627,000	70.9911	70.9911	0.0000	0.0000
(B)	Public shareholding							
1	Institutions							
(a)	Mutual Funds/UTI	8	7,850,000	0.000	0.0897	0.0897		
(b)	Financial Institutions / Banks	5	1,180,000	100,000	0.0135	0.0135		
(c)	Central Government/State Government(s)	1	44,650,000	44,650,000	0.5103	0.5103		
(d)	Venture Capital Funds	0	0.000	0.000	0.0000	0.0000		
(e)	Insurance Companies	0	0.000	0.000	0.0000	0.0000		
(f)	Foreign Institutional Investors	0	0.000	0.000	0.0000	0.0000		
(g)	Foreign Venture Capital Investors	0	0.000	0.000	0.0000	0.0000		
(h)	Any Other (specify)	0	0.000	0.000	0.0000	0.0000		
	Sub Total (B) (1)	14	53,680,000	44,750,000	0.6135	0.6135		





**(I)(b) Statement showing Shareholding of persons belonging to the category -  
"Promoter and Promoter Group"**

**Name of the Company:** EUROTEX INDUSTRIES AND EXPORTS LIMITED  
**Scrip Code, Name of the scrip:** BSE: 521014 NSE: EUROTEXIND  
**Class of Security:** EQUITY  
**Quarter Ended:** 30.09.2014

**(I)(b) Statement showing Shareholding of persons belonging to the category  
Promoter and Promoter Group**


30-Sep-14

Sr. No.	DP ID	Client Id	Name of the shareholder	Total Shares held	Shares pledged or otherwise encumbered	No of Folios	
				Number of shares	Number		
(i)		(ii)		(iii)	(iv) = (V)/(iii)*100	(vii)	
				As a percentage of grand total (A)+(B)+(C)	As a percentage of grand total (A)+(B)+(C) of sub clause (IIa)		
1	IN300183	12449310	PATODIA SYNTAX LTD	3794812	0	0.0000	1
2	IN300450	14087517	PBM POLYTEX LIMITED	2231880	0	0.0000	1
3	IN303069	10121789	RAJIV AGENCIES PVT LTD	7200	0	0.0000	1
4	IN303069	10121535	THRUST INVEST MGT CONS PVT LTD	2700	0	0.0000	1
5	IN303069	10120583	KRISHAN KUMAR PATODIA	58242	0	0.0000	1
6	IN302679	30909157	HARI PRASAD SIOTIA	42218	0	0.0000	1
7	12029700	30392	NARAYAN PATODIA	36000	0	0.0000	1
8	IN300183	10806500	SHRI RAJIV PATODIA	19300	0	0.0000	1
9	IN303069	10120591	SHAILJA PATODIA	8800	0	0.0000	1
10	IN303069	10121334	VEDIKA PATODIA	5000	0	0.0000	1
11	IN303069	10121326	RITVIKA PATODIA	5000	0	0.0000	1
12	IN300450	14073418	GOPAL PATODIA	195	0	0.0000	1
13	IN300450	13444580	MADHU PATODIA	180	0	0.0000	1
<b>TOTAL</b>				<b>6211627</b>	<b>0</b>	<b>0.0000</b>	<b>13</b>



(1)(c) Statement showing Shareholding of persons (together with PAC) belonging to the category "Public" and holding more than 5% of the total number of shares

Name of the Company: **EUROTEX INDUSTRIES AND EXPORTS LIMITED**  
Scrp Code, Name of the scrip: **BSE: 521014 NSE: EUROTIXIND**  
Class of Security: **EQUITY**  
Quarter Ended: **30.09.2014**

(1)(c) Statement showing Shareholding of persons belonging to the category "Public" and holding more than 5% of the total number of shares		30-Sep-14				
Sr. No.	DP ID	Client Id	Name of the shareholder	Number of shares	Shares as a percentage of total number of shares {i.e., Grand Total (A)+(B)+(C) indicated in Statement at para (1)(a) above}	No of Folios
				0	0	0
<b>TOTAL</b>				0	0	0

**(I)(c) Statement showing Shareholding of persons belonging to the category "Public" and holding more than 1% of the total number of shares**

**Name of the Company:**

**EUROTEX INDUSTRIES AND EXPORTS LIMITED**

**Scrip Code, Name of the scrip:**

**BSE: 521014 NSE: EUROTEXIND**


**Class of Security:**

**EQUITY**

**Quarter Ended:**

**30.09.2014**

(I)(c) Statement showing Shareholding of persons belonging to the category "Public" and holding more than 1% of the total number of shares		Statement showing Shareholding of persons belonging to the category "Public" and holding more than 1% of the total number of shares		30-Sep-14		
Sr. No.	DP ID	Client Id	Name of the shareholder	Number of shares	Shares as a percentage of total number of shares {i.e., Grand Total (A)+(B)+(C) indicated in Statement at para (I)(a) above}	No of Folios
1	12027000	7351	SANTOSH SITARAM GOENKA	168036	1.9204	1
<b>TOTAL</b>				<b>168036</b>	<b>1.9204</b>	<b>1</b>



**(l)(d) Statement showing details of locked-in shares**

**NAME OF THE COMPANY:** EUROTEX INDUSTRIES AND EXPORTS LIMITED  
**SCRIP CODE, NAME OF THE SCRIP:** BSE: 521014 NSE: EUROTIXIND  
**CLASS OF SECURITY:** EQUITY  
**QUARTER ENDED:** 30.09.2014

(l)(d)	Statement showing details of locked-in shares			30-Sep-14
Sr. No.	Name of the shareholder	Category of Shareholder	Lock in date	Number of locked-in shares
<b>TOTAL</b>				<b>0</b>

Locked-in shares as a percentage of total number of shares {i.e., Grand Total (A)+(B)+(C) indicated in Statement at para (l)(a) above}






**(II)(a) Statement showing details of Depository Receipts (DRs)**

**NAME OF THE COMPANY:** EUROTEX INDUSTRIES AND EXPORTS LIMITED  
**SCRIP CODE, NAME OF THE SCRIP:** BSE: 521014 NSE: EUROTEXIND  
**CLASS OF SECURITY:** EQUITY  
**QUARTER ENDED:** 30.09.2014


(II)(a)	Statement showing details of Depository Receipts (DRs)			30-Sep-14
Sr. No.	Type of outstanding DR (ADRs, GDRs, SDRs, etc.)	Number of outstanding DRs	Number of shares underlying outstanding DRs	Shares underlying outstanding DRs as a percentage of total number of shares {i.e., Grand Total (A)+(B)+(C)}
			0	0
<b>TOTAL</b>				<b>0</b>





**(II)(b) Statement showing Holding of Depository Receipts (DRs), where underlying shares held by 'Promoter / Promoter Group' are in excess of 1% of the total number of shares**

**Name of the Company:** EUROTEX INDUSTRIES AND EXPORTS LIMITED  
**Scrip Code, Name of the scrip:** BSE: 521014 NSE: EUROTIXIND  
**Class of Security** EQUITY  
**Quarter Ended:** 30.09.2014

(II)(b) Statement showing Holding of Depository Receipts (DRs), where underlying shares held by 'promoter / promoter group' are in excess of 1% of the total number of shares		30-Sep-14					
Sr. No.	DP ID	Client Id	Name of the DR Holder	Type of outstanding DR (ADRs, GDRs, SDRs, etc.)	Number of shares underlying outstanding DRs	Shares underlying outstanding DRs as a percentage of total number of shares {i.e., Grand_Total/(A)+(B)+(C)}	No of Folios
							
<b>TOTAL</b>					0	0	0