

**EVEREADY INDUSTRIES INDIA LTD**


Scrip Code : 531508 Class of Security : Equity  
 Quarter ended: 30/09/2014

Partly paid-up shares:-	No of partly paid-up shares	As a % of Total No of partly paid-up shares	As a % of Total No of shares of the company
Held by promoter/promoter group	Nil	Nil	Nil
Held by public	Nil	Nil	Nil
<b>Total</b>	<b>Nil</b>	<b>Nil</b>	<b>Nil</b>

Outstanding convertible securities:-	No of Outstanding securities	As a % of Total No of outstanding convertible securities	As a % of Total No of shares of the company, assuming full conversion of the convertible securities
Held by promoter/promoter group	Nil	Nil	Nil
Held by public	Nil	Nil	Nil
<b>Total</b>	<b>Nil</b>	<b>Nil</b>	<b>Nil</b>

Warrants:-	No of warrants	As a % of Total No of warrants	As a % of Total No of shares of the company, assuming full conversion of warrants
Held by promoter/promoter group	Nil	Nil	Nil
Held by public	Nil	Nil	Nil
<b>Total</b>	<b>Nil</b>	<b>Nil</b>	<b>Nil</b>

Total paid-up capital of the company, assuming full conversion of warrants and convertible securities **72687260 Shares of Rs.5/- each**



**EVEREADY INDUSTRIES INDIA LTD**

Scrip Code : 531508 Name of the Scrip : [CSE] Class of Security : Equity Face Value : Rs. 5/-  
 (I)(a) Statement showing Shareholding Pattern Quarter ended: 30/09/2014


Category Code (I)	Category of Shareholder (II)	No of Shareholders (III)	Total No of Shares (IV)	No of Shares held in Demat Form (V)	Total shareholding as a % of Tot Shrs		Shares pledged or otherwise encumbered	
					As a % of (A + B) (VI)	As a % of (A+B+C) (VII)	Shares (VIII)	As a % (IX)=(VIII)/(IV)*100
<b>A.Promoter and Promoter Group</b>								
<b>1.Indian</b>								
	a. Individuals/Hindu Undivided Family	5	714296	714296	.9827	.9827	N 1 1	N 1 1
	b. Central/State Government(s)							
	c. Bodies Corporate	18	30801537	30801537	42.3754	42.3754	3200000	10.3891
	d. Financial Institutions/Banks							
	e. Any Other							
	<b>Sub Total (A1)</b>	<b>23</b>	<b>31515833</b>	<b>31515833</b>	<b>43.3581</b>	<b>43.3581</b>	<b>3200000</b>	<b>10.1536</b>
<b>2.Foreign</b>								
	a. Individuals (NRI/Foreign Individuals)							
	b. Bodies Corporate							
	c. Institutions							
	d. Qualified Foreign Investor							
	e. Any other							
	<b>Sub Total (A2)</b>							
	<b>Total Shareholding of Promoter and Proboter Group A=(A)(1)+(A)(2)</b>	<b>23</b>	<b>31515833</b>	<b>31515833</b>	<b>43.3581</b>	<b>43.3581</b>	<b>3200000</b>	<b>10.1536</b>
<b>B.Public Shareholding</b>								
<b>1.Institutions</b>								
	a. Mutual Funds/UTI	16	4288693	4288251	5.9002	5.9002		
	b. Financial Institutions/Banks	77	56324	23912	.0775	.0775		
	c. Central/State Government(s)	2	277		.0004	.0004		
	d. Venture Capital Funds							
	e. Insurance Companies	3	3254554	3254554	4.4775	4.4775		
	f. Foreign Institutional Investors	2	2495868	2495868	3.4337	3.4337		
	g. Foreign Venture Capital Investors							
	h. Qualified Foreign Investor							
	i. Any Other							
	<b>Sub Total (B1)</b>	<b>100</b>	<b>10095716</b>	<b>10062585</b>	<b>13.8893</b>	<b>13.8893</b>		
<b>2.Non-Institutions</b>								
	a. Bodies Corporate	898	7526192	7454438	10.3542	10.3542		
	b. Individuals holding							
	i. Nominal Share Capital up to Rs.1 Lakh	49788	13734592	12133824	18.8955	18.8955		
	ii. Nominal Share Capital in excess of Rs.1 Lakh	101	8804413	8761987	12.1127	12.1127		
	c. Qualified Foreign Investor							
	d. Any Other							
	Trusts	15	15933	15933	.0219	.0219		
	Clearing Member	197	242153	242153	.3331	.3331		
	Non Resident Individual	535	752428	625982	1.0352	1.0352		
	<b>Sub Total (B2)</b>	<b>51534</b>	<b>31075711</b>	<b>29234317</b>	<b>42.7526</b>	<b>42.7526</b>		
	<b>Total Public Shareholding B=(B)(1)+(B)(2)</b>	<b>51634</b>	<b>41171427</b>	<b>39296902</b>	<b>56.6419</b>	<b>56.6419</b>		
	<b>Total (A)+(B)</b>	<b>51657</b>	<b>72687260</b>	<b>70812735</b>	<b>100.0000</b>	<b>100.0000</b>		



EVEREADY INDUSTRIES INDIA LTD

Script Code : 531508 Class of Security : Equity Face Value : Rs. 5/-  
 (I)(a) Statement showing Shareholding Pattern Quarter ended: 30/09/2014

Category Code (I)	Category of Shareholder (II)	No of Share-holders		No of Shares held in Demat Form (V)	Total shareholding as a % of Tot Shrs		Shares pledged or otherwise encumbered		
		No of Shares (III)	Total No of Shares (IV)		As a % of ( A + B ) (VI)	As a % of ( A+B+C ) (VII)	Shares (VIII)	As a % (IX)=(VIII)/(IV)*100	
C. Shares held by Custodian & against which Depository Receipts have been issued									
	1. Promoter and Promoter Group		Nil	Nil	Nil	Nil			
	2. Public		Nil	Nil	Nil	Nil			
	<b>Grand Total (A)+(B)+(C)</b>		51657	72687260	70812735	100.0000	3200000	4.4024	



EVEREADY INDUSTRIES INDIA LTD

(T)(b) Statement showing holding of securities (including shares, warrants, convertible securities) of persons belonging to the category Promoter and Promoter Group

Quarter ended 30/09/2014

Page # 1

I. Indian

a. Individuals/Hindu Undivided Family

Sr No	Name of the Shareholder	Details of Shares held		Encumbered shares		Details of warrants		Details of convertible securities		Total Shares (including underlying shares assuming full conversion of warrants and convertible securities) as a % of diluted share capital	
		No of Shares held	As a % of Grand Total (A)+(B)+(C)	No.	As a %	No of Warrants held	As a % of total no of warrants of the same class	No of convertible securities held	As a % of total no of convertible securities of the same class		
(I)	(II)	(III)	(IV)	(V)	(VI)= (V)/(III)*100	(VII)	(VIII)	(IX)	(X)	(XI)	(XII)
1	DEEPAK KHAITAN	319300	.4393								
2	ADITYA KHAITAN	232266	.3195								.4393
3	AMRITANSHU KHAITAN	83633	.1151								.3195
4	DEEPAK KHAITAN (A/C HUF)	43200	.0594								.1151
5	B M KHAITAN	35897	.0494								.0594
<b>Total :</b>		<b>714296</b>	<b>.9827</b>								<b>.9827</b>



EVEREADY INDUSTRIES, INDIA LTD.

(I)(b) Statement showing holding of securities (including shares, warrants, convertible securities) of persons belonging to the category 'Promoter and Promoter Group'


Quarter ended 30/09/2014

Page # 1

1. Indian

c. Bodies Corporate

		Details of Shares held		Encumbered shares	Details of warrants		Details of convertible securities		Total Shares (including underlying shares assuming full conversion of warrants and convertible securities) as a % of diluted share capital		
Sr No	Name of the Shareholder	No of Shares held	As a % of Grand Total (A)+(B)+(C)	No. As a % (VI)=(V)/(III)*100	As a % of Grand Total (A)+(B)+(C) of sub clause (I)(a) (VII)	No of Warrants held (VIII)	As a % of total no of warrants of the same class (IX)	No of convertible securities held (X)	As a % of total no of convertible securities of the same class (XI)	(XII)	
1	Williamson Magor & Co Ltd	16756841	23.0533	3200000	19.0967	4.4024	Nil	Nil	Nil	Nil	23.0533
2	Williamson Financial Services Limited	6260988	8.6136	Nil	Nil	Nil	Nil	Nil	Nil	Nil	8.6136
3	Bishnauth Investments Limited	4148246	5.7070	Nil	Nil	Nil	Nil	Nil	Nil	Nil	5.7070
4	MCLEOD RUSSEL INDIA LIMITED	1663289	2.2883	Nil	Nil	Nil	Nil	Nil	Nil	Nil	2.2883
5	BABCOCK BORSIG LIMITED	987484	1.3585	Nil	Nil	Nil	Nil	Nil	Nil	Nil	1.3585
6	BENNETT, COLEMAN AND COMPANY LIMITED	307400	.4229	Nil	Nil	Nil	Nil	Nil	Nil	Nil	.4229
7	KILBURN ENGINEERING LIMITED	271337	.3733	Nil	Nil	Nil	Nil	Nil	Nil	Nil	.3733
8	ICHAMATI INVESTMENTS LTD	171113	.2354	Nil	Nil	Nil	Nil	Nil	Nil	Nil	.2354
9	UNITED MACHINE CO LTD	116443	.1602	Nil	Nil	Nil	Nil	Nil	Nil	Nil	.1602
10	ZEN INDUSTRIAL SERVICES LIMITED	85366	.1174	Nil	Nil	Nil	Nil	Nil	Nil	Nil	.1174
11	NITYA HOLDINGS & PROPERTIES (P) LTD	30000	.0413	Nil	Nil	Nil	Nil	Nil	Nil	Nil	.0413
12	DUFFLAGHUR INVESTMENTS LIMITED	3030	.0042	Nil	Nil	Nil	Nil	Nil	Nil	Nil	.0042
<b>Total :</b>		<b>30801537</b>	<b>42.3754</b>	<b>3200000</b>	<b>10.3891</b>	<b>4.4024</b>	<b>Nil</b>	<b>Nil</b>	<b>Nil</b>	<b>Nil</b>	<b>42.3754</b>



(1)(c)(i) Statement showing holding of securities (including shares, warrants, convertible securities) of persons belonging to the category 'Public' and holding more than 1% of the total no of shares

Sr No	Name of the Shareholder	No. of Shares held	Details of warrants		Details of convertible securities			Total shares (including underlying shares)
			% of total no of shares [i.e., Grand Total (A)+(B)+(C) indicated in Statement]	No of Warrants held	As a % of total no of Warrants of the same class	No of convertible securities held	% w.r.t total no of convertible securities of the same class	
1	DSP BLACKROCK MICRO-CAP FUND	2660254	3.6599	Nil	Nil	Nil	Nil	3.6599
2	LIFE INSURANCE CORPORATION OF INDIA	2092546	2.8788	Nil	Nil	Nil	Nil	2.8788
3	CITIGROUP GLOBAL MARKETS MAURITIUS PRIVATE LIMITED	1704344	2.3448	Nil	Nil	Nil	Nil	2.3448
4	ASHISH KACHOLIA	1550000	2.1324	Nil	Nil	Nil	Nil	2.1324
5	TASHA HOLIDAYS PRIVATE LIMITED	948010	1.3042	Nil	Nil	Nil	Nil	1.3042
6	IL And FS Securities Services Limited	830540	1.1426	Nil	Nil	Nil	Nil	1.1426
7	FIDELITY FUNDS - ASIAN SMALLER COMPANIES POOL	791524	1.0889	Nil	Nil	Nil	Nil	1.0889
Total		10577218	14.5517	Nil	Nil	Nil	Nil	14.5517



(I)(c)(ii) Statement showing holding of securities (including shares, warrants, convertible securities) of persons (together with PAC) belonging to the category 'Public' and holding more than 5% of the total no of shares of the company

Sr	Name(s) of the Shareholder(s) and the Persons Acting in No of Shares	Details of warrants		Details of convertible securities		Total shares (including underlying shares assuming full conversion of warrants and convertible securities) as a % of diluted share capital
		% of total no of shares (i.e., Grand Total (A)+(B)+(C) indicated in Statement at para (1) (a) above)	No of Warrants	As a % of total no of the same class	No of convertible securities held	

--- Nil ---




EVEREADY INDUSTRIES INDIA LTD

(I)(d) Statement showing details of locked-in shares as on 30/09/2014

Page # 1

Sl #	Folio/CIId/OpId	Name of the Shareholder	No of locked-in Shares	Locked-in shares as a % of total No of shares (i.e., Grand Total (A)+(B)+(C) indicated in Statement at para (I)(a) above)	Promoter/Promoter Group/ Public
----- NIL -----					






EVEREADY INDUSTRIES INDIA LTD

(II)(a) Statement showing details of Depository Receipts (DRs) as on 30/09/2014

Sl #	Type of Outstanding DR (ADRs, GDRs, SDRs, etc.)	No of outstanding DRs	No of Shares Underlying Outstanding DRs	Shares underlying outstanding DRs as a % of total No of Shares (i.e., Grand Total (A)+ (B)+(C) indicated in Statement at para (I)(a) above)
------	--	-----------------------------	--	---

--- Nil ---




EVEREADY INDUSTRIES INDIA LTD

(II)(b) Statement showing holding of Depository Receipts (DRs), where underlying shares held by 'promoter/promoter group' are in excess of 1% of the total no of shares as on 30/09/2014

Sl #	Name of the DR Holder	Type of Outstanding DR (ADRs, GDRs, SDRs, etc.)	No of Shares Underlying Outstanding DRs	Shares underlying outstanding DRs as a % of total Shares (i.e., Grand Total (A)+ (B)+(C) Indicated in Statement at para (I)(a) above)
------	-----------------------	--	--	---

--- Nil ---



EVEREADY INDUSTRIES INDIA LTD

Physical / NSDL / CDSL Summary Report as on 30/09/2014

	Holders	Shares	% age
Physical :	17727	1874525	2.5789
NSDL :	24341	64921064	89.3156
CDSL :	9589	5891671	8.1055
	51657	72687260	100.0000



**18. Public Shareholding**

- No of Shares : 41171427
  - % of shareholding : 56.6419
- 

**19. Promoters and Promoter Group Shareholding**

**a) Pledged/Encumbered**

- No of Shares : 3200000
- % of shares : 10.1536  
(as a % of the total shareholding  
of promoter and promoter group)
- % of shares : 4.4024  
(as a % of the total share capital  
of the company)

**b) Non-encumbered**

- No of Shares : 28315833
  - % of shares : 89.8464  
(as a % of the total shareholding  
of promoter and promoter group)
  - % of shares : 38.9557  
(as a % of the total share capital  
of the company)
- 

