

(I) (a) Statement Showing Shareholding Pattern


Name of the Company : EVEREST INDUSTRIES LTD (SHARES)

Scrip Code, Name of the scrip, class of security: BSE-508906

Quarter Ended 30-Sep-2014

/EQUITY

Partly paid-up shares:-	No. of partly paid-up shares	As a % of total no. of partly paid-up shares	As a % of total no. of shares of the company
Held by promoter/promoter group	NA	NA	NA
Held by public	NA	NA	NA
Total	NA	NA	NA
Outstanding convertible Securities:-	No. of outstanding securities	As a % of total no. of outstanding convertible securities	As a % of total no. of shares of the company, assuming full conversion of the convertible securities
Held by promoter/promoter group	NA	NA	NA
Held by public	NA	NA	NA
Total	NA	NA	NA
Warrants:-	No. of warrants	As a % of total no. of warrants	As a % of total no. of shares of the company, assuming full conversion of warrants
Held by promoter/promoter group	0	0	.0000
Held by public	0	0	.0000
Total	0	0	.0000
Total paid-up capital of the company, assuming full conversion of warrants and convertible securities	15225795		



Prepared by MCS Limited.

(I) (a) Statement Showing Shareholding Pattern

Name Of The Company : EVEREST INDUSTRIES LTD (SHARES)

Quarter Ended 30-Sep-2014

Category Code	Category of Shareholders	Number of shareholders	Total no. of Shares	No. of Shares held in Dematerialised form	Total shareholding as a percentage of total shares		Shares pledged or otherwise encumbered	
					As a percentage of (A+B)	As a percentage of (A+B+C)	Number of shares	As a percentage
A	Shareholding of Promoter and Promoter Group							
I	Indian							
a	Individuals/ Hindu Undivided Family	0	0	0	.0000	.0000	0	.0000
b	Central Government/ State Government(s)	0	0	0	.0000	.0000	0	.0000
c	Bodies Corporate	2	7520470	7520470	49.3930	49.3930	0	.0000
d	Financial Institutions/ Banks	0	0	0	.0000	.0000	0	.0000
e	Any Other (Specify)	0	0	0	.0000	.0000	0	.0000
i	Trust	0	0	0	.0000	.0000	0	.0000
ii	Society	0	0	0	.0000	.0000	0	.0000
iii	Educational Institutions	0	0	0	.0000	.0000	0	.0000
	Sub Total (A)(I) :	2	7520470	7520470	49.3930	49.3930	0	.0000
2	Foreign							
a	Individuals (Non Resident Indians / Foreign Individuals)	0	0	0	.0000	.0000	0	.0000
b	Bodies Corporate	0	0	0	.0000	.0000	0	.0000
c	Institutions	0	0	0	.0000	.0000	0	.0000
d	Qualified Foreign Investor	0	0	0	.0000	.0000	0	.0000
e	Any Other (Specify)	0	0	0	.0000	.0000	0	.0000
	Sub Total (A)(2) :	0	0	0	.0000	.0000	0	.0000
	Total Shareholding of Promoter and Promoter Group (A) = (A)(I) + (A)(2) :	2	7520470	7520470	49.393	49.393	0	.0000
B	Public Shareholding							
I	Institutions							
a	Mutual Funds/ UTI	11	1305631	1304631	8.5751	8.5751	0	.0000
b	Financial Institutions/ Banks	2	225	175	.0015	.0015	0	.0000
c	Central Government/ State Government(s)	1	200	0	.0013	.0013	0	.0000
d	Venture Capital Funds	0	0	0	.0000	.0000	0	.0000



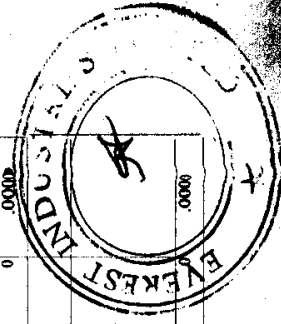
(I) (a) Statement Showing Shareholding Pattern

Name Of The Company : EVEREST INDUSTRIES LTD (SHARES)

Quarter Ended 30-Sep-2014

Category Code	Category of Shareholders	Number of shareholders	Total no. of Shares	No. of Shares held in Dematerialised form	Total shareholding as a percentage of total shares		Shares pledged or otherwise encumbered
					As a percentage of (A+B)	As a percentage of (A+B+C)	
B	Public Shareholding						
I	Institutions						
e	Insurance Companies	2	187	0	.0012	.0012	
f	Foreign Institutional Investors	7	7175	5900	.0471	.0471	
g	Foreign Venture Capital Investors	0	0	0	.0000	.0000	
h	Qualified Foreign Investor	0	0	0	.0000	.0000	
i	Any Other (Specify)	0	0	0	.0000	.0000	
	Sub Total (B)(I) :	23	1313418	1310706	8.6262	8.6262	
2	Non-Institutions						
a	Bodies Corporate	437	1192467	1187140	7.8319	7.8319	
b	Individuals						
i	Individual Shareholders Holding Nominal Share Capital Upto Rs. 1 Lakh.	11367	3277918	2977402	21.5287	21.5287	
ii	Individual Shareholders Holding Nominal Share Capital in excess of Rs. 1 Lakh.	46	1407093	1407093	9.2415	9.2415	
c	Qualified Foreign Investor	0	0	0	.0000	.0000	
d	Any Other (Specify)						
i	Trust & Foundations	4	336958	336908	2.2131	2.2131	
ii	Cooperative Societies	0	0	0	.0000	.0000	
iii	Educational Institutions	0	0	0	.0000	.0000	
iv	Non Resident Individual	206	177471	176871	1.1656	1.1656	
v	Foreign Companies	0	0	0	.0000	.0000	
vi	OCB	0	0	0	.0000	.0000	
	Sub Total (B)(2) :	12060	6391907	6085414	41.9808	41.9808	
	Total Public Shareholding (B) = (B)(1) + (B)(2) :	12083	7705325	7396120	50.607	50.607	
	Total (A) + (B) :	12085	15225795	14916590	100.0000	100.0000	.0000
C	Shares held by Custodians and against which Depository Receipts have been issued						
1	Promoter and Promoter Group	0	0	0	0	0	
2	Public	0	0	0	0	0	
	GRAND TOTAL (A) + (B) + (C)	12085	15225795	14916590	100.0000	100.0000	.0000


Prepared By MCS Limited.



UNIT : EVEREST INDUSTRIES LTD (SHARES)

(1) (b) Statement showing holding of securities (including shares, warrants, convertible securities) of persons belonging to the category "Promoter and Promoter Group".

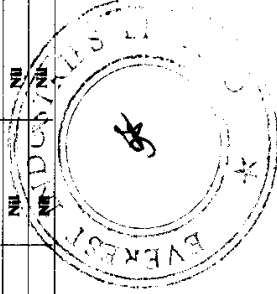
Srl No.	Name of the shareholder	Total shares held		Shares pledged or otherwise encumbered		Details of Warrants			Details of Convertible Securities held		Total shares (including underlying shares assuming full conversion of warrants and convertible securities) as a % of diluted share capital
		Number	As a % of grand total (A)+(B)+(C)	Number	As a percentage	As a % of grand total (A)+(B)+(C) of sub-class (1)(a)	Number of Warrants	As a % of total number of warrants of the same class	Number of convertible securities held	As a % of total number of convertible securities of the same class	
1	FALAK INVESTMENT PRIVATE LTD	7383470	48.4932	0	.0000	.0000	NII	NII	NII	NII	NII
2	TRAPU CANS PRIVATE LIMITED	137000	.8998	0	.0000	.0000	NII	NII	NII	NII	NII
	TOTAL	7520470	49.3930	0	.0000	.0000	NII	NII	NII	NII	NII



UNIT : EVEREST INDUSTRIES LTD (SHARES)

(1) (c) Statement showing holding of securities (including shares, warrants, convertible securities) of persons belonging to the category "Public" and holding more than 1 % of the total number of shares.


Sl No.	Name of the shareholder	Number of Shares	Shares as a percentage of total number of shares (i.e., Grand Total (A)-(B)+(C) indicated in Statement at para (1)(c) above)	Details of Warrants		Details of Convertible Securities held		Total shares (including underlying shares assuming full conversion of warrants and convertible securities) as a % of diluted share capital
				Number of Warrants	As a % of total number of warrants of the same class	Number of convertible securities held	As a % of total number of convertible securities of the same class	
1	RELIANCE CAPITAL TRUSTEE CO LTD-RELIANCE LONGTERM EQUITY FUN	966748	6.3494	Nil	Nil	Nil	Nil	Nil
2	EVEREST STAFF WELFARE TRUST	336478	2.2099	Nil	Nil	Nil	Nil	Nil
3	DELHI IRON AND STEEL CO PVT LTD	308960	2.0292	Nil	Nil	Nil	Nil	Nil
4	HSBC PROGRESSIVE THEMES FUND	196500	1.2906	Nil	Nil	Nil	Nil	Nil
5	RAMESH DAMANI	161500	1.0607	Nil	Nil	Nil	Nil	Nil
	TOTAL	1970186	12.9398	Nil	Nil	Nil	Nil	Nil



UNIT : EVEREST INDUSTRIES LTD (SHARES)

(I) (c)(ii) Statement showing holding of securities (including shares, warrants, convertible securities) of persons (together with PAC) belonging to the category "Public" and holding more than 5% of the total number of shares of the company.


Sl No.	Name of the shareholder and the Persons Acting In Concert (PAC) with them	Number of Shares	Shares as a percentage of total number of shares (i.e., Grand Total (A)+(B)+(C) indicated in Statement at para (I)(c) above)	Details of Warrants		Details of Convertible Securities held		Total shares (including underlying shares assuming full conversion of warrants and convertible securities) as a % of diluted share capital
				Number of Warrants	As a % of total number of warrants of the same class	Number of convertible Securities held	% w.r.t total number of convertible securities of the same class	
1	RELIANCE CAPITAL TRUSTEE CO LTD- RELIANCE LONGTERM EQUITY FUND	966748	6.3494	Nil	Nil	Nil	Nil	Nil
	TOTAL	966748	6.3494	Nil	Nil	Nil	Nil	Nil



UNIT : EVEREST INDUSTRIES LTD (SHARES)

(1) (d) Statement showing details of locked-in shares.

Sr No.	Name of the shareholder	Number of Shares Locked-in	Locked-in Shares as a percentage of total number of shares (i.e., Grand Total (A)+(B)+(C) indicated in Statement at para (1)(G) above)	Promoter/Promoter Group / Public
1	NI	NI	NI	
	TOTAL	NI	NI	



UNIT : EVEREST INDUSTRIES LTD (SHARES)

(II) (a) Statement showing details of Depository Receipts (DRs)

Sr No.	Type of outstanding DR (ADRS,GDRs, SDRs,etc.)	Number of outstanding DRs	Number of shares underlying outstanding DRs	Shares underlying outstanding DRs as a percentage of total number of shares (Le Grand Total (A)-(B)/(C) indicated in statement at para (D)(e) above)
1	NI	NI	NI	NI
TOTAL				
		NI	NI	NI

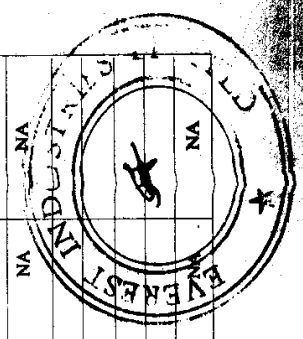
(II) (b) Statement showing details of Depository Receipts (DRs) where underlying shares held by 'promoter/promoter group' are in excess of 1% of the total number of shares.

Sr No.	Name of the DR Holder	Type of outstanding DRs (ADRS,GDRs, SDRs etc.)	Number of shares underlying outstanding DRs	Shares underlying outstanding DRs as a percentage of total number of shares (Le Grand Total (A)-(B)/(C) indicated in statement at para (D)(e) above)
1	NI	NI	NI	NI
TOTAL				
		NI	NI	NI



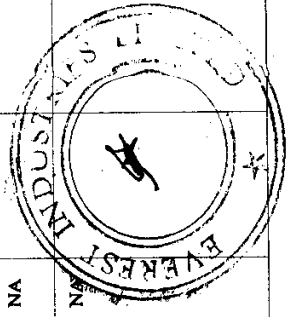
(III) (a) Statement showing the voting pattern of shareholders, if more than one class of shares/securities is issued by the issuer.

Category Code	Category of Shareholders	CLASS X (III)	CLASS Y (IV)	CLASS Z (V)	Total Voting Rights (III+IV+V)	As a percentage of (A+B)	As a percentage of (A+B+C)
A	Shareholding of Promoter and Promoter Group						
I	Indian						
a	Individuals/ Hindu Undivided Family	NA	NA	NA	NA	NA	NA
b	Central Government/ State Government(s)	NA	NA	NA	NA	NA	NA
c	Bodies Corporate	NA	NA	NA	NA	NA	NA
d	Financial Institutions/ Banks	NA	NA	NA	NA	NA	NA
e	Any Other (Specify)	NA	NA	NA	NA	NA	NA
i	Trust						
ii	Society						
iii	Educational Institutions						
	Sub Total (A)(1) :	NA	NA	NA	NA	NA	NA
2	Foreign						
a	Individuals (Non Resident Indians / Foreign Individuals)	NA	NA	NA	NA	NA	NA
b	Bodies Corporate	NA	NA	NA	NA	NA	NA
c	Institutions	NA	NA	NA	NA	NA	NA
d	Qualified Foreign Investor	NA	NA	NA	NA	NA	NA
e	Any Other (Specify)	NA	NA	NA	NA	NA	NA
	Sub Total (A)(2) :	NA	NA	NA	NA	NA	NA
	Total Shareholding of Promoter and Promoter Group (A) = (A)(1) + (A)(2) :	NA	NA	NA	NA	NA	NA
B	Public Shareholding						
I	Institutions						
a	Mutual Funds/ UTI	NA	NA	NA	NA	NA	NA
		NA	NA	NA	NA	NA	NA



(III) (a) Statement showing the voting pattern of shareholders, if more than one class of shares/securities is issued by the issuer.


Category Code	Category of Shareholders	CLASS X (III)	CLASS Y (IV)	CLASS Z (V)	Total Voting Rights (III+IV+V)	As a percentage of (A+B)	As a percentage of (A+B+C)
B	Public Shareholding						
1	Institutions						
b	Financial Institutions/ Banks	NA	NA	NA	NA	NA	
c	Central Government/ State Government(s)	NA	NA	NA	NA	NA	
d	Venture Capital Funds	NA	NA	NA	NA	NA	
e	Insurance Companies	NA	NA	NA	NA	NA	
f	Foreign Institutional Investors	NA	NA	NA	NA	NA	
g	Foreign Venture Capital Investors	NA	NA	NA	NA	NA	
h	Qualified Foreign Investor	NA	NA	NA	NA	NA	
i	Any Other (Specify)	NA	NA	NA	NA	NA	
Sub Total (B)(1) :		NA	NA	NA	NA	NA	NA
2	Non-Institutions						
a	Bodies Corporate	NA	NA	NA	NA	NA	
b	Individuals	NA	NA	NA	NA	NA	
i	Individual Shareholders Holding Nominal Share Capital Up to Rs. 1 Lakh.						
ii	Individual Shareholders Holding Nominal Share Capital in excess of Rs. 1 Lakh.						
c	Qualified Foreign Investor	NA	NA	NA	NA	NA	
d	Any Other (Specify)	NA	NA	NA	NA	NA	
i	Trust & Foundations						
ii	Cooperative Societies						
iii	Educational Institutions						
iv	Non Resident Individual						
v	Foreign Companies						
vi	OCB						



(III) (a) Statement showing the voting pattern of shareholders, if more than one class of shares/securities is issued by the issuer.

Category Code	Category of Shareholders	CLASS X (III)	CLASS Y (IV)	CLASS Z (V)	Total Voting Rights (III+IV+V)	As a percentage of (A+B)	As a percentage of (A+B+C)
B	Public Shareholding						
2	Non-Institutions	NA	NA	NA	NA	NA	NA
	Sub Total (B)(2) :	NA	NA	NA	NA	NA	NA
	Total Public Shareholding (B) = (B)(1) + (B)(2) :	NA	NA	NA	NA	NA	NA
	Total (A) + (B) :	NA	NA	NA	NA	NA	NA
C	Shares held by Custodians and against which Depository Receipts have been issued						
1	Promoter and Promoter Group	NA	NA	NA	NA	NA	NA
		NA	NA	NA	NA	NA	NA

Prepared By MCS Limited.



(III) (a) Statement showing the voting pattern of shareholders, if more than one class of shares/securities is issued by the issuer.

C		NA	NA	NA	NA	NA	NA	NA	NA
Shares held by Custodians and against which Depository Receipts have been Issued									
2	Public	NA	NA	NA	NA	NA	NA	NA	NA
GRAND TOTAL (A) + (B) + (C)		NA	NA	NA	NA	NA	NA	NA	NA

