


Introductory sub-table (I)(a)

Name of the Company: FAG Bearings India Limited			
Scrip Code, Name of the scrip, class of security: 505790			
Quarter ended: September 2014			
Partly paid-up shares:-	No. of partly paid-up shares	As a % of total no. of partly paid-up shares	As a % of total no. of shares of the company
Held by promoter/promoter group	0	0	0
Held by public	0	0	0
Total	0	0	0
Outstanding convertible securities:-	No. of outstanding securities	As a % of total no. of outstanding convertible securities	As a % of total no. of shares of the company, assuming full conversion of the convertible securities
Held by promoter/promoter group	0	0	0
Held by public	0	0	0
Total	0	0	0
Warrants:-	No. of warrants	As a % of total no. of warrants	As a % of total no. of shares of the company, assuming full conversion of warrants
Held by promoter/promoter group	0	0	0
Held by public	0	0	0
Total	0	0	0
Total paid-up capital of the company, assuming full conversion of warrants and convertible securities	16617270	0	100.00



Statement Showing Shareholding Pattern							
Category code	Category of Shareholder	Table (I)(a)					
		Number of Shareholders	Total number of shares	Number of shares held in dematerialized form	As a percentage of(A+B) <sup>1</sup>	As a percentage of (A+B+C)	Shares Pledged or otherwise encumbered
(i)	(ii)	(iii)	(iv)	(v)	(vi)	(viii)	(ix) = (viii)/(iv)*100
(A)	Shareholding of Promoter and Promoter						
1	Indian						
(a)	Individuals/ Hindu Undivided Family	0	0	0	0.00	0	0.00
(b)	Central Government/ State Government(s)	0	0	0	0.00	0	0.00
(c)	Bodies Corporate	0	0	0	0.00	0	0.00
(d)	Financial Institutions/ Banks	0	0	0	0.00	0	0.00
(e)	Any Others(Specify)	0	0	0	0.00	0	0.00
(c-i)		0	0	0	0.00	0	0.00
(c-ii)		0	0	0	0.00	0	0.00
	Sub Total(A)(1)	0	0	0	0.00	0	0.00
2	Foreign						
a	Individuals (Non-Residents Individuals/ Foreign Individuals)	0	0	0	0.00	0	0.00
b	Bodies Corporate	1	8529183	8529183	51.33	0	0.00
c	Institutions	0	0	0	0.00	0	0.00
d	Qualified Foreign Investor	0	0	0	0.00	0	0.00
e	Any Others(Specify)	0	0	0	0.00	0	0.00
e-i		0	0	0	0.00	0	0.00
e-ii		0	0	0	0.00	0	0.00
	Sub Total(A)(2)	1	8529183	8529183	51.33	0	0.00
	Total Shareholding of Promoter and	1	8529183	8529183	51.33	0	0.00
	Total Shareholding of Promoter and	1	8529183	8529183	51.33	0	0.00



Company Secretary  
 For FAG Bearings India Limited  


(B)	Public shareholding													
I	Institutions	57	2858529	2857729	17.20	17.20	0	0	0					
(a)	Mutual Funds/UTI	11	2033	993	0.01	0.01	0	0	0					
(b)	Financial Institutions /Banks	0	0	0	0.00	0.00	0	0	0					
(c)	Central Government/ State Government(s)	0	0	0	0.00	0.00	0	0	0					
(d)	Venture Capital Funds	2	174494	174444	1.05	1.05	0	0	0					
(e)	Insurance Companies	36	2223737	2223737	13.38	13.38	0	0	0					
(f)	Foreign Institutional Investors	0	0	0	0.00	0.00	0	0	0					
(g)	Foreign Venture Capital Investors	0	0	0	0.00	0.00	0	0	0					
(h)	Qualified Foreign Investor	0	0	0	0.00	0.00	0	0	0					
(i)	Any Other (specify)	2	110	110	0.00	0.00	0	0	0					
(i-i)	Trust	7	3360	0	0.02	0.02	0	0	0					
(i-ii)	Foreign Financial Institutions													
	<b>Sub-Total (B)(1)</b>	<b>115</b>	<b>5262263</b>	<b>5257013</b>	<b>31.67</b>	<b>31.67</b>	<b>0</b>	<b>0</b>	<b>0.00</b>					
B 2	Non-institutions													
(a)	Bodies Corporate	271	1263119	1258443	7.60	7.60	0	0	0					
(b)	Individuals	7711	1220132	1003083	7.34	7.34	0	0	0					
I	Individuals-i. Individual shareholders holding nominal share capital up to Rs. 1 lakh	15	306492	306492	1.84	1.84	0	0	0					
II	Individual shareholders holding nominal share capital in excess of Rs. 1 lakh.	0	0	0	0.00	0.00	0	0	0					
(c)	Qualified Foreign Investor	0	0	0	0.00	0.00	0	0	0					
(d)	Any Other (specify)	59	7146	7146	0.04	0.04	0	0	0					
(d-i)	Clearing Member	137	20040	20040	0.12	0.12	0	0	0					
(d-ii)	Non Resident Individuals (Repatriable)	64	8895	8895	0.05	0.05	0	0	0					
(d-iii)	Non Resident Individuals (Non- Repatriable)	8257	2825824	2604099	17.01	17.01	0	0	0.00					
	<b>Sub-Total (B)(2)</b>													
(B)	<b>Total Public Shareholding (B)= (B)(1)+(B)(2)</b>	<b>8372</b>	<b>8088087</b>	<b>7861112</b>	<b>48.67</b>	<b>48.67</b>	<b>0</b>	<b>0</b>	<b>0.00</b>					
	<b>TOTAL (A)+(B)</b>	<b>8373</b>	<b>16617270</b>	<b>16390295</b>	<b>100.00</b>	<b>100.00</b>	<b>0</b>	<b>0</b>	<b>0.00</b>					
(C)	Shares held by Custodians and against which Depository Receipts have been issued													
1	Promoter and Promoter Group	0	0	0	0.00	0.00	0	0	0					
2	Public	0	0	0	0.00	0.00	0	0	0					
	<b>Sub-Total (C)</b>	<b>0</b>	<b>0</b>	<b>0</b>	<b>0.00</b>	<b>0.00</b>	<b>0</b>	<b>0</b>	<b>0.00</b>					
	<b>GRAND TOTAL (A)+(B)+(C)</b>	<b>8373</b>	<b>16617270</b>	<b>16390295</b>	<b>100.00</b>	<b>100.00</b>	<b>0</b>	<b>0</b>	<b>0.00</b>					

For FAG

Sr.No	Notes
1	Name, Number of shares and percentage of share holding entities/ person holding more than 1% and 5% of the total shares of the company is as per annexure.
2	
3	
4	
5	
6	
7	
8	
9	



(D)(b) Statement showing holding of securities (including shares, warrants, convertible securities) of persons belonging to the category "Promoter and Promoter Group"


Sr No	Name of the shareholder	Details of Shares held		Encumbered shares (*)		Details of		Details of convertible		Total shares (including underlying shares assuming full conversion of warrants and convertible securities) as a % of diluted share capital
		Number of shares held	As a % of grand total (A)+(B)+(C)	No.	As a % of grand total (A)+(B)+(C) of sub-clause (I)(a)	Number of warrants held	As a % total number of warrants of the same class	Number of convertible securities held	As a % total number of convertible securities of the same class	
(i)	(ii)	(iii)	(iv)	(v)	(vi) = (v)/(iii)*100	(vii)	(ix)	(x)	(xi)	(xii)
1	FAG Kugelfischer GmbH	8529183	51.33	0	0.00	0	0	0	0	0
2		0	0.00	0	0.00	0	0	0	0	0
3		0	0.00	0	0.00	0	0	0	0	0
4		0	0.00	0	0.00	0	0	0	0	0
5		0	0.00	0	0.00	0	0	0	0	0
6		0	0.00	0	0.00	0	0	0	0	0
7		0	0.00	0	0.00	0	0	0	0	0
8		0	0.00	0	0.00	0	0	0	0	0
9		0	0.00	0	0.00	0	0	0	0	0
10		0	0.00	0	0.00	0	0	0	0	0
11		0	0.00	0	0.00	0	0	0	0	0
12		0	0.00	0	0.00	0	0	0	0	0
<b>TOTAL</b>		<b>8529183</b>	<b>51.33</b>	<b>0</b>	<b>0.00</b>	<b>0</b>	<b>0</b>	<b>0</b>	<b>0</b>	<b>0</b>



(\*) The term "encumbrance" has the same meaning as assigned to it in regulation 28(3) of the SAST Regulations, 2011

(D)(c)(i) Statement showing holding of securities (including shares, warrants, convertible securities) of persons belonging to the category "Public" and holding more than 1% of the total number of shares

Sr No	Name of the shareholder	Number of shares held	Shares as a percentage of total number of shares {i.e., Grand Total (A)+(B)+(C) indicated in Statement at para (D)(a) above}	Details of warrants		Details of convertible		Total shares (including underlying shares assuming full conversion of warrants and convertible securities) as a % of diluted share capital
				Number of warrants held	As a % total number of warrants of the same class	Number of convertible securities held	% w.r.t total number of convertible securities of the same class	
1	ACACIA PARTNERS, LP	602,688	3.63	0	0.00	0	0.00	0.00
	SUNDARAM MUTUAL FUND							
2	A/C SUNDARAM SELECT MIDCAP	558,507	3.36	0	0.00	0	0.00	0.00
	HDFC TRUSTEE COMPANY LIMITED - HDFC CAPITAL BUILDER FUND							
3	HDFC TRUSTEE COMPANY LIMITED - HDFC CAPITAL BUILDER FUND	542,507	3.26	0	0.00	0	0.00	0.00
	ACACIA INSTITUTIONAL PARTNERS, LP							
4	ACACIA INSTITUTIONAL PARTNERS, LP	517,959	3.12	0	0.00	0	0.00	0.00
	IDFC EQUITY OPPORTUNITY - SERIES 1							
5	IDFC EQUITY OPPORTUNITY - SERIES 1	469,367	2.82	0	0.00	0	0.00	0.00
	FRANKLIN INDIA SMALLER COMPANIES FUND							
6	FRANKLIN INDIA SMALLER COMPANIES FUND	372,403	2.24	0	0.00	0	0.00	0.00
	SBI BLUE CHIP FUND							
7	SBI BLUE CHIP FUND	366,172	2.20	0	0.00	0	0.00	0.00
	ICICI PRUDENTIAL LIFE INSURANCE COMPANY LTD							
8	ICICI PRUDENTIAL LIFE INSURANCE COMPANY LTD	311,777	1.88	0	0.00	0	0.00	0.00
	SHREE CAPITAL SERVICES LIMITED							
9	SHREE CAPITAL SERVICES LIMITED	276,367	1.66	0	0.00	0	0.00	0.00
	ACACIA BANYAN PARTNERS							
10	ACACIA BANYAN PARTNERS	190,276	1.15	0	0.00	0	0.00	0.00
	ACACIA CONSERVATION FUND LP							
11	ACACIA CONSERVATION FUND LP	181,106	1.09	0	0.00	0	0.00	0.00
	THE NEW INDIA ASSURANCE COMPANY LIMITED							
12	THE NEW INDIA ASSURANCE COMPANY LIMITED	174,444	1.05	0	0.00	0	0.00	0.00
	<b>TOTAL</b>	<b>4,563,573</b>	<b>27.46</b>	<b>0</b>	<b>0.00</b>	<b>0</b>	<b>0.00</b>	<b>0.00</b>



(I)(c)(ii) Statement showing holding of securities (including shares, warrants, convertible securities) of persons (together with PAC) belonging to the category "Public" and holding more than 5% of the total number of shares of the company

Sr No	Name(s) of the shareholder(s) and the Persons Acting in Concert (PAC) with them	Number of shares	Shares as a percentage of total number of shares {i.e., Grand Total (A)+(B)+(C) indicated in Statement at para (I)(a) above}	Details of warrants		Details of convertible securities		Total shares (including underlying shares assuming full conversion of warrants and convertible securities) as a % of diluted share capital
				Number of warrants	As a % total number of warrants of the same class	Number of convertible securities held	% w.r.t total number of convertible securities of the same class	
1		0	0.00	0	0	0	0	0
2		0	0.00	0	0	0	0	0
3		0	0.00	0	0	0	0	0
4		0	0.00	0	0	0	0	0
5		0	0.00	0	0	0	0	0
6		0	0.00	0	0	0	0	0
7		0	0.00	0	0	0	0	0
8		0	0.00	0	0	0	0	0
9		0	0.00	0	0	0	0	0
10		0	0.00	0	0	0	0	0
TOTAL		0	0.00	0	0	0	0	0



(D)(d) Statement showing details of locked-in shares

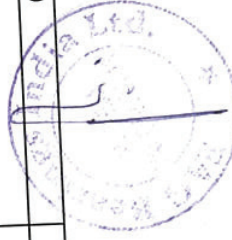
Sr. No.	Name of the shareholder	Number of locked-in shares	Locked-in shares as a percentage of total number of shares {i.e., Grand Total (A)+(B)+(C) indicated in Statement at para (D)(a) above}
1	0	0	0.00
2	0	0	0.00
3	0	0	0.00
4	0	0	0.00
5	0	0	0.00
6	0	0	0.00
7	0	0	0.00
8	0	0	0.00
9	0	0	0.00
		0	0.00
<b>TOTAL</b>			<b>0</b>





(II)(a) Statement showing details of Depository Receipts (DRs)

Sr No	Type of outstanding DR (ADRs, GDRs, SDRs, etc.)	Number of outstanding DRs	Number of shares underlying outstanding DRs	Shares underlying outstanding DRs as a percentage of total number of shares {i.e., Grand Total (A)+(B)+(C) indicated in Statement at para (I)(a) above}
1	0	0	0	0.00
2	0	0	0	0.00
3	0	0	0	0.00
4	0	0	0	0.00
5	0	0	0	0.00
6	0	0	0	0.00
7	0	0	0	0.00
8	0	0	0	0.00
9	0	0	0	0.00
<b>TOTAL</b>				<b>0</b>
				<b>0.00</b>



(II)(b) Statement showing holding of Depository Receipts (DRs), where underlying shares held by "promoter/promoter group" are in excess of 1% of the total number of shares

Sr No	Name of the DR Holder	Type of outstanding DR (ADRs, GDRs, SDRs, etc.)	Number of shares underlying outstanding DRs	Shares underlying outstanding DRs as a percentage of total number of shares {i.e., Grand Total (A)+(B)+(C) indicated in Statement at para (I)(a) above}
1	0	0	0	0.00
2	0	0	0	0.00
3	0	0	0	0.00
4	0	0	0	0.00
5	0	0	0	0.00
6	0	0	0	0.00
7	0	0	0	0.00
8	0	0	0	0.00
9	0	0	0	0.00
10	0	0	0	0.00
<b>TOTAL</b>	<b>0</b>	<b>0</b>	<b>0</b>	<b>0.00</b>

