



Introductory sub-table (I)(a)

Name of the Company: Federal-Mogul Goetze (India) Limited			
Scrip Code - BSE - 505744, NSE - FMGOETZE			
Name of the scrip - BSE - FED MOG GOE, NSE - Federal-Mogul Goetze (India) Limited			
Class of security: BSE - B, NSE - EQ			
Quarter ended: SEPTEMBER 30, 2014			
Partly paid-up shares:-			
	No. of partly paid-up shares	As a % of total no. of partly paid-up shares	As a % of total no. of shares of the company
Held by promoter/promoter group	0	0	0
Held by public	0	0	0
Total	0	0	0
Outstanding convertible securities:-			
	No. of outstanding securities	As a % of total no. of outstanding convertible securities	As a % of total no. of shares of the company, assuming full conversion of the convertible securities
Held by promoter/promoter group	0	0	0
Held by public	0	0	0
Total	0	0	0
Warrants:-			
	No. of warrants	As a % of total no. of warrants	As a % of total no. of shares of the company, assuming full conversion of warrants
Held by promoter/promoter group	0	0	0
Held by public	0	0	0
Total	0	0	0
Total paid-up capital of the company, assuming full conversion of warrants and convertible securities			
	55632130	0	100%




Statement Showing Shareholding Pattern

Category code	Category of Shareholder	Number of Shareholders	Table (I)(a)		Total shareholding as a percentage of total number of shares		Shares Pledged or otherwise encumbered	
			Total number of shares	Number of shares held in dematerialized form	As a percentage of (A+B) ¹	As a percentage of (A+B+C)	Number of shares	As a percentage
Sec: JUN	(II)	(III)	(IV)	(V)	(VI)	(VII)	(VIII)	(IX) = (VIII)/(IV)*100
(A)	Shareholding of Promoter and Promoter Group²							
1	Indian							
(a)	Individuals/ Hindu Undivided Family		0	0	0.00	0.00	0	0.00
(b)	Central Government/ State Government(s)		0	0	0.00	0.00	0	0.00
(c)	Bodies Corporate		0	0	0.00	0.00	0	0.00
(d)	Financial Institutions/ Banks		0	0	0.00	0.00	0	0.00
(e)	Any Others(Specify)		0	0	0.00	0.00	0	0.00
(e-i)					0.00	0.00	0	0.00
(e-ii)					0.00	0.00	0	0.00
	Sub Total(A)(1)		0	0	0.00	0.00	0	0.00
2	Foreign							
a	Individuals (Non-Residents Individuals/ Foreign Individuals)		0	0	0.00	0.00	0	0.00
b	Bodies Corporate	2	41715454	41715454	74.98	74.98	0	0.00
c	Institutions		0	0	0.00	0.00	0	0.00
d	Qualified Foreign Investor		0	0	0.00	0.00	0	0.00
e	Any Others(Specify)		0	0	0.00	0.00	0	0.00
e-i					0.00	0.00	0	0.00
e-ii								
	Sub Total(A)(2)	2	41715454	41715454	74.98	74.98	0	0.00
	Total Shareholding of Promoter and	2	41715454	41715454	74.98	74.98	0	0.00
(B)	Public shareholding							
1	Institutions							
(a)	Mutual Funds/ UTI	9	5397477	5395627	9.70	9.70	0	0.00
(b)	Financial Institutions / Banks	12	2824	1102	0.01	0.01		
(c)	Central Government/ State Government(s)				0.00	0.00		
(d)	Venture Capital Funds		0	0	0.00	0.00		
(e)	Insurance Companies	4	1869816	1869716	3.36	3.36		
(f)	Foreign Institutional Investors	10	100988	99938	0.18	0.18	0	0.00
(g)	Foreign Venture Capital Investors		0	0	0.00	0.00		
(h)	Qualified Foreign Investor		0	0	0.00	0.00		
(i)	Any Other (specify)		0	0	0.00	0.00		
(i-i)					0.00	0.00		
(i-ii)								
	Sub-Total (B)(1)	35	7371105	7366383	13.25	13.25		
B 2	Non-institutions							
(a)	Bodies Corporate	347	443937	437794	0.80	0.80	56609	12.75
(b)	Individuals				0.00	0.00		
I	Individuals -i. Individual shareholders holding nominal share capital up to Rs 1 lakh	17498	2288273	1757043	4.11	4.11	14731	0.25
II	ii. Individual shareholders holding nominal share capital in excess of Rs. 1 lakh.	13	3807348	3807348	6.84	6.84		
(c)	Qualified Foreign Investor		0	0	0.00	0.00		
(d)	Trust	6	6013	6013	0.01	0.01		




(d-i)					0.00	0.00		
(d-ii)								
	Sub-Total (B)(2)	17864	6545571	6008198	11.77	11.77		
(B)	Total Public Shareholding (B)= (B)(1)+(B)(2)	17899	13916676	13374581	25.02	25.02		
	TOTAL (A)+(B)	17901	55632130	55090035	100.00	100.00		
(C)	Shares held by Custodians and against which Depository Receipts have been issued							
1	Promoter and Promoter Group					0.00		0.00
2	Public					0.00		
	Sub-Total (C)	0	0	0		0		
	GRAND TOTAL (A)+(B)+(C)	17901	55632130	55090035		100.00	71340	0.13




(I)(c)(ii) Statement showing holding of securities (including shares, warrants, convertible securities) of persons (together with PAC) belonging to the category "Public" and holding more than 5% of the total number of shares of the company

Sr. No.	Name(s) of the shareholder(s) and the Persons Acting in Concert (PAC) with them	Number of shares	Shares as a percentage of total number of shares {i.e., Grand Total (A)+(B)+(C) indicated in Statement at para (I)(a) above}	Details of warrants		Details of convertible securities		Total shares (including underlying shares assuming full conversion of warrants and convertible securities) as a % of diluted share capital
				Number of warrants	As a % total number of warrants of the same class	Number of convertible securities held	% w.r.t total number of convertible securities of the same class	
1	Reliance Capital Trustee Co. Ltd. - A/c RelianceTax Saver (ELSS) Fund	2894065	5.20%	0	0	0	0	0




(I)(d) <u>Statement showing details of locked-in shares</u>			
Sr. No.	Name of the shareholder	Number of locked-in shares	Locked-in shares as a percentage of total number of shares {i.e., Grand Total (A)+(B)+(C) indicated in Statement at para (I)(a) above}
1			
Quarter ended: SEPTEMBER 30, 2014			
3	----- NOT APPLICABLE -----		
4			
5			
6			
7			
8			
9			
TOTAL		0	0.00



(II)(a) Statement showing details of Depository Receipts (DRs)

Sr. No.	Type of outstanding DR (ADRs, GDRs, SDRs, etc.)	Number of outstanding DRs	Number of shares underlying outstanding DRs	Shares underlying outstanding DRs as a percentage of total number of shares {i.e., Grand Total (A)+(B)+(C) indicated in Statement at para (I)(a) above}
Quarter ended: SEPTEMBER 30, 2014				
2				
3	----- NOT APPLICABLE -----			
4				
5				
6				
7				
8				
9				
TOTAL		0	0	



(II)(b) Statement showing holding of Depository Receipts (DRs), where underlying shares held by "promoter/promoter group" are in excess of 1% of the total number of shares

Sr. No.	Name of the DR Holder	Type of outstanding DR (ADRs, GDRs, SDRs, etc.)	Number of shares underlying outstanding DRs	Shares underlying outstanding DRs as a percentage of total number of shares (i.e., Grand Total (A)+(B)+(C) indicated in Statement at para (I)(a) above)
Quarter ended: SEPTEMBER 30, 2014				
2	NOT APPLICABLE			
3				
4				
5				
6				
7				
8				
9				
TOTAL			0	0.00

