

FGP LIMITED
SHAREHOLDING PATTERN AS ON 30.09.2014


(I) (a) Statement showing Shareholding Pattern

| SCRIP CODE : 500142 | | Name of Scrip : FGP | | Class of Security : Equity | | Quarter Ended : 30.09.2014 | | | |
|--|--|-------------------------|---------------------|---------------------------------------|--|--|---|----------------------|--|
| Category Code | Partly paid up shares | | | Number of partly paid up shares | As a % of total number of partly paid up shares | As a % of total number of shares of the Company | | | |
| | Held by Promoter/Promoter group | | | 0 | 0.00 | 0.00 | | | |
| | Held by Public | | | 0 | 0.00 | 0.00 | | | |
| | Total | | | 0 | 0.00 | 0.00 | | | |
| Outstanding Convertible Securities | | | | Number of outstanding Securities | As a % of total No. of outstanding Con. Securities | As a % of total No. of shares of the Company, assuming full conversion of the Securities | | | |
| Held by Promoter/Promoter group | | | | 0 | 0.00 | 0.00 | | | |
| Held by Public | | | | 0 | 0.00 | 0.00 | | | |
| Total | | | | 0 | 0.00 | 0.00 | | | |
| Warrants | | | | Number of warrants | As a % of total number of warrants | As a % of total number of shares of the Company assuming full conversion of warrants | | | |
| Held by Promoter/Promoter group | | | | 0 | 0.00 | 0.00 | | | |
| Held by Public | | | | 0 | 0.00 | 0.00 | | | |
| Total | | | | 0 | 0.00 | 0.00 | | | |
| Total paid up capital of the Company, assuming full conversion of warrants and convertible securities | | | | | | | | | |
| Category Code | Category of Shareholders | Number of Share-holders | Total No. of shares | Number of shares held in demated form | Total shareholding as a percentage of total number of shares As a percentage of (A+B)1 (A+B+C) | | Shares pledged or otherwise encumbered Number of Shares As a % | | |
| (I) | (II) | (III) | (IV) | (V) | (VI) | (VII) | (VIII) | (IX)=(VIII)/(IV)*100 | |
| (A) | Shareholding of Promoter and Promoter Group2 | | | | | | | | |
| (1) | Indian | | | | | | | | |
| (a) | Individuals/H.U.F | 0 | 0 | 0 | 0.00 | 0.00 | 0 | 0.00 | |
| (b) | Central/State Government(s) | 0 | 0 | 0 | 0.00 | 0.00 | 0 | 0.00 | |
| (c) | Bodies Corporate | 5 | 4583249 | 4583249 | 38.53 | 38.53 | 0 | 0.00 | |
| (d) | Financial Institutions/Banks | | | | | | | | |
| (e) | Any Other (specify) | | | | | | | | |
| | Sub-Total (A)(1) | 5 | 4583249 | 4583249 | 38.53 | 38.53 | 0 | 0 | |
| (2) | Foreign | | | | | | | | |
| (a) | Non Resident Individuals/ Foreign Nationals | | | | | | | | |
| (b) | Bodies Corporate | 0 | 0 | 0 | 0.00 | 0.00 | 0 | 0.00 | |
| (c) | Institutions | | | | | | | | |
| (d) | Qualified Foreign Investor | | | | | | | | |
| (e) | Any Other (specify) | | | | | | | | |
| | Sub Total (A)(2) | 0 | 0 | 0 | 0.00 | 0.00 | 0 | 0.00 | |
| | Total holding of Promoter and Promoter Group (A)=(A)(1)+(A)(2) | 5 | 4583249 | 4583249 | 38.53 | 38.53 | 0 | 0.00 | |

(contd2)

| SCRIP CODE : 500142 | | Name of Scrip : FGP | | Class of Security : Equity | | Quarter Ended : 30.09.2014 | | |
|---|--|------------------------|---------------------|---------------------------------------|--|----------------------------|--|----------------------|
| Category Code | Category of Shareholders | Number of Shareholders | Total No. of shares | Number of shares held in demated form | Total shareholding as a percentage of total number of shares | | Shares pledged or otherwise encumbered | |
| | | | | | As a percentage of (A+B)1 | As a percentage of (A+B+C) | Number of Shares | As a % |
| | | | | | | | | |
| (I) | (II) | (III) | (IV) | (V) | (VI) | (VII) | (VIII) | (IX)=(VIII)/(IV)*100 |
| (B) Public Shareholding³ | | | | | | | | |
| (1) Institutions | | | | | | | | |
| (a) | Mutual Fund/UTI | 5 | 23781 | 0 | 0.20 | 0.20 | | |
| (b) | Financial Institutions/Banks | 9 | 2304 | 1554 | 0.02 | 0.02 | | |
| (c) | Central/State Government(s) | 0 | 0 | 0 | 0.00 | 0.00 | | |
| (d) | Venture Capital Funds | | | | | | | |
| (e) | Insurance Companies | 9 | 686131 | 685381 | 5.77 | 5.77 | | |
| (f) | Foreign Institutional Investors | 5 | 7204 | 530 | 0.06 | 0.06 | | |
| (g) | Foreign Venture Cap. Inv | | | | | | | |
| (h) | Qualified Foreign Investor | | | | | | | |
| (i) | Any Other(specify) | | | | | | | |
| Sub-Total (B)(1) | | 28 | 719420 | 687465 | 6.05 | 6.05 | N. A. | N. A. |
| (2) Non Institutions | | | | | | | | |
| (a) | Bodies Corporate | 168 | 615636 | 590995 | 5.18 | 5.18 | | |
| (b) | Individuals | | | | | | | |
| | i) Holding nominal share capital upto Rs. 1 lakh | 20106 | 4529911 | 3405351 | 38.08 | 38.08 | | |
| | ii) Holding nominal share capital in excess of Rs. 1 lakh. | 49 | 1330294 | 1330294 | 11.18 | 11.18 | | |
| (c) | Qualified Foreign Investor | | | | | | | |
| (d) | Any Other(specify) | | | | | | | |
| | Overseas Corporate Bodies | 1 | 97200 | 0 | 0.82 | 0.82 | | |
| | Non Resident Individuals | 71 | 19341 | 12931 | 0.16 | 0.16 | | |
| | Any Other(Non Domestic Cos.) | 0 | 0 | 0 | 0.00 | 0.00 | | |
| Sub-Total (B)(2) | | 20395 | 6592382 | 5339571 | 55.42 | 55.42 | N. A. | N. A. |
| Total Public shareholding (B)=(B)(1)+(B)(2) | | 20423 | 7311802 | 6027036 | 61.47 | 61.47 | | |
| TOTAL (A)+(B) | | 20428 | 11895051 | 10610285 | 100.00 | 100.00 | N. A. | N. A. |
| (C) Shares held by Custodians and against which Depository Receipts have been issued | | | | | | | | |
| 1 | Promoter and Promoter Group | 0 | 0 | 0 | 0.00 | 0.00 | | |
| 2 | Public | 0 | 0 | 0 | 0.00 | 0.00 | | |
| GRAND TOTAL (A)+(B)+(C) | | 20428 | 11895051 | 10610285 | 100.00 | 100.00 | 0.00 | 0.00 |

FOR FGP LIMITED



KISHORE SHETE
Wholetime Director

FGP LIMITED

(b) Statement showing holding of securities (including shares, warrants, convertible securities) of persons belonging to the category "Promoter and Promoter Group."

| Sr.No. | Name of the shareholder | Details of shares held | | | Encumbered shares (*) | | | Details of Warrants | | Details of Convertible Securities | | Total shares (including underlying shares assuming full conversion of warrants and convertible securities) as a % of diluted share capital |
|--------------|-------------------------------|------------------------|-----------------------------------|----------|-----------------------|---|----------------------|---|------------------------------------|---|--------------|--|
| | | No. of shares held | As a % of grand total (A)+(B)+(C) | Number | As a Percentage (VI) | As a % of grand total (A)+(B)+(C) of sub-clause (1) (a) | No. of warrants held | As a % of total No. of warrants of the same class | No. of convertible securities held | As a % of total No. of convertible securities of the same class | | |
| (I) | (II) | (III) | (IV) | (V) | (VI) | (VII) | (VIII) | (IX) | (X) | (XI) | (XII) | |
| 1 | SWALLOW ASSOCIATES LLP | 2986046 | 24.26 | 0 | 0.00 | 0.00 | 0 | 0 | 0 | 0 | 24.26 | |
| 2 | UNIVERSAL INDUSTRIAL FUND LTD | 1100000 | 9.25 | | | | | | | | 9.25 | |
| 3 | INSTANT HOLDINGS LIMITED | 575189 | 4.84 | | | | | | | | 4.84 | |
| 4 | INSTANT HOLDINGS LIMITED | 22014 | 0.19 | | | | | | | | 0.19 | |
| 5 | CARNIVAL INVESTMENTS LTD | 6 | 0.00 | | | | | | | | 0.00 | |
| Total | | 4883249 | 38.53 | 0 | 0.00 | 0.00 | 0 | 0 | 0 | 0 | 38.53 | |

(*) The term "encumbrance" has the same meaning as assigned to it in regulation 28(3) of the SAST Regulations, 2011.

(c) Statement showing holding of securities (including shares, warrants, convertible securities) of persons belonging to the category "Public" and holding more than 1% of the total number of shares

| Sr.No. | Name of the shareholder | Number of shares held | Shares as a percentage of total number of shares (i.e. Grand Total of (A)+(B)+(C) indicated in statement at para (1) (a) above) | Details of Warrants | | Details of Convertible Securities | | Total shares (including underlying shares assuming full conversion of warrants and conv. Securities) as a % of diluted share capital |
|--------------|-------------------------------------|-----------------------|---|----------------------|---|------------------------------------|--|--|
| | | | | No. of warrants held | As a % of total No. of warrants of same class | No. of convertible securities held | % w.r.t. total No. of convertible securities of the same class | |
| 1 | LIFE INSURANCE CORPORATION OF INDIA | 426479 | 3.59 | | | | | 3.59 |
| 2 | NINIMAL BANG SECURITIES PVT.LTD. | 329692 | 2.77 | | | | | 2.77 |
| 3 | THE ORIENTAL INSURANCE COMPANY LTD | 298302 | 2.17 | | | | | 2.17 |
| 4 | DIPAK KANAYALAL SHAH | 251000 | 2.11 | | | | | 2.11 |
| 5 | SATHYA S | 125890 | 1.06 | | | | | 1.06 |
| TOTAL | | 1391363 | 11.70 | | | | | 11.70 |

FOR FGP LIMITED


KISHORE SHETE
 Wholetime Director

(i) (c) (ii) Statement showing holding of securities (including shares, warrants, convertible securities) of persons (together with PAC) belonging to the category "Public" and holding more than 5% of the total number of shares

| Sr.No. | Name(s) of the shareholder(s) and the Persons Acting in Concert (PAC) with them | Number of shares | Shares as a percentage of total number of shares (i.e. Grand Total of (A)+(B)+(C) indicated in statement at para (1) (a) above) | Details of warrants | | Details of Convertible Securities | | Total shares (including underlying shares assuming full conversion of warrants and convertible securities) as a % of diluted share capital |
|--------|---|------------------|---|----------------------|--|-----------------------------------|---|--|
| | | | | No. of warrants held | As a % total No. of warrants of same class | No of convertible securities held | % w.r.t total No. of convertible securities of the same class | |
| | NIL | | | | | | | |

(i) (d) Statement showing details of locked-in shares

| Sr.No. | Name of the shareholder | Category of shareholders Promoters / Public | Number of locked-in shares | Locked-in shares as a percentage of total number of shares (i.e. Grand Total of (A)+(B)+(C) indicated in Statement at para (i)(a) above) |
|--------|-------------------------|---|----------------------------|--|
| | NIL | | | |

FOR FOP LIMITED

KISHORE SHETTY
 Wholetime Director


FGP LIMITED

(II) (a) Statement showing details of Depository Receipts (DRs)

| SCRIP CODE : 500142 | | Quarter ended :30.09.2014 | | |
|---------------------|---|---------------------------|---|---|
| Sr.No. | Type of outstanding DR (ADRs, GDRs, SDRs. Etc.) | Number of outstanding DRs | Number of shares underlying outstanding DRs | Shares underlying outstanding DRs as a percentage of total number of shares (i.e.Grand Total of (A)+(B)+(C) indicated in Statement at para (I)(a) above |
| | | N I L | | |

(II) (b) Statement showing holding of Depository Receipts (DRs) where underlying shares held by "promoter/promoter group" are in excess of 1% of the total number of shares

| SCRIP CODE : 500142 | | Quarter ended :30.09.2014 | | |
|---------------------|------------------------|---|---|---|
| Sr.No. | Name of the DR holder. | Type of outstanding DR (ADRs, GDRs, SDRs. etc.) | Number of shares underlying outstanding DRs | Shares underlying outstanding DRs as a percentage of total number of shares (i.e.Grand Total of (A)+(B)+(C) indicated in Statement at para (I)(a) above |
| | | N I L | | |

FOR FGP LIMITED

KISHORE SHETE
 Wholetime Director

FGP LIMITED

III (a) Statement showing the voting pattern of shareholders, If more than one class of shares/securities is issued by the issuer.

(Give description of voting rights for each class of security Class X, Class Y, Class Z)

| Category code | Category of shareholder | Number of Voting Rights held in each class of securities | | | Total Voting Rights (III+IV+V) | Total Voting Rights (VI) | |
|---------------|---|--|-----------------|----------------|-----------------------------------|--------------------------|-----------------------------|
| | | Class X (III) | Class Y (IV) | Class Z (V) | | As a % of (A+B) (VII) | As a % of (A+B+C) (VIII) |
| (i) | (ii) | (iii) | (iv) | (v) | (vi) | (vii) | (viii) |
| (A) | Promoter and Promoter Group | | | | | | |
| (1) | Indian | | | | | | |
| (a) | Individuals/Hindu Undivided Family | | | | | | |
| (b) | Central/State Government(s) | | | | | | |
| (c) | Bodies Corporate | | | | | | |
| (d) | Financial Institutions/Banks | | | | | | |
| (e) | Any Other (specify) | | | | | | |
| | Sub-Total (A) (1) | N.A. | N.A. | N.A. | N.A. | N.A. | N.A. |
| (2) | Foreign | | | | | | |
| (a) | Individuals (Non Resident/Foreign) | | | | | | |
| (b) | Bodies Corporate | | | | | | |
| (c) | Institutions | | | | | | |
| (d) | Any Other (specify) | | | | | | |
| | Sub-Total (A)(2) | N.A. | N.A. | N.A. | N.A. | N.A. | N.A. |
| | Total Shareholding of Promoter and Promoter Group (A)=(A)(1) + (A)(2) | | | | | | |
| (B) | Public Shareholding | | | | | | |
| (1) | Institutions | | | | | | |
| (a) | Mutual Funds/UTI | | | | | | |
| (b) | Financial Institutions/Banks | | | | | | |
| (c) | Central/State Government(s) | | | | | | |
| (d) | Venture Capital Funds | | | | | | |
| (e) | Insurance Companies | | | | | | |
| (f) | Foreign Institutional Investors | | | | | | |
| (g) | Foreign Venture Capital Investors | | | | | | |
| (h) | Any Other (specify) | | | | | | |
| | Sub-Total (B) (1) | N.A. | N.A. | N.A. | N.A. | N.A. | N.A. |
| (2) | Non Institutions | | | | | | |
| (a) | Bodies Corporate | | | | | | |
| (b) | Individuals | | | | | | |
| | i. Individual shareholders holding nominal share capital upto Rs. 1 lakh | | | | | | |
| | ii. Individual shareholders holding nominal share capital in excess of Rs. 1 lakh. | | | | | | |
| (c) | Any Other (specify) | | | | | | |
| | Sub-Total (B) (2) | N.A. | N.A. | N.A. | N.A. | N.A. | N.A. |
| | TOTAL (A) + (B) | N.A. | N.A. | N.A. | N.A. | N.A. | N.A. |
| (C) | Shares held by Custodians and against which Depository Receipts have been issued | | | | | | |
| | GRAND TOTAL (A)+(B)+(C) | N.A. | N.A. | N.A. | N.A. | N.A. | N.A. |

FOR FGP LIMITED

KISHORE SHETE
Wholetime Director