

(1) (a) Statement showing Shareholding Pattern

Name of the Company: Foods and Inns Limited		BSE- 507552 ; NSE- ; Equity	
Scrip Code, Name of the scrip, class of security:		30 <sup>th</sup> September, 2014	
Quarter ended:		No. of partly paid-up shares	As a % of total no. of partly paid-up shares
Partly paid-up shares:-			As a % of total no. of shares of the company
Held by Promoter / Promoter Group		0	0.0000
Held by public		0	0.0000
Total		0	0.0000
Outstanding convertible securities:-			As a % of total no. of shares of the company, assuming full conversion of the convertible securities
No. of outstanding securities			As a % of total No. of outstanding convertible securities
Held by Promoter / Promoter Group		0	0.0000
Held by public		0	0.0000
Total		0	0.0000
Warrants:-			As a % of total no. of shares of the company, assuming full conversion of warrants
No. of warrants			As a % of total no. of shares of the company, assuming full conversion of warrants
Held by Promoter / Promoter Group		0	0.0000
Held by public		0	0.0000
Total		0	0.0000
Total paid-up capital of the company assuming full conversion of warrants and convertible securities			14,51,040

For FOODS AND INNS LIMITED



Managing Director



Category Code	Category of shareholder	Number of shareholders	Total number of shares	Number of shares held in dematerialised form	Percentage of total number of shares		Shares pledged or otherwise encumbered	As a percentage (DX) = (VIII)/(VII)*100
					As a percentage of (A+B) (VI)	As a percentage of (A+B+C) (VII)		
(A)	Promoter and Promoter Group							
1	Indian							
(a)	Individuals/Hindu Undivided Family	18	570,533	490,625	35.8731	35.8731	0	0.0000
(b)	Central Government/State Government(s)				0.0000	0.0000	0	0.0000
(c)	Bodies Corporate	4	145,742	136,142	10.0440	10.0440	0	0.0000
(d)	Financial Institutions / Banks	0	0	0	0.0000	0.0000	0	0.0000
(e)	Any Other (specify)	0	0	0	0.0000	0.0000	0	0.0000
2	Sub Total (A)(1)	22	666275	626767	45.9171	45.9171	0	0.0000
2	Foreign							
(a)	Individuals (Non-Resident Individuals/Foreign Individuals)	0	0	0	0.0000	0.0000	0	0.0000
(b)	Bodies Corporate	0	0	0	0.0000	0.0000	0	0.0000
(c)	Institutions	0	0	0	0.0000	0.0000	0	0.0000
(d)	Qualified Foreign Investors	0	0	0	0.0000	0.0000	0	0.0000
(e)	Any Other (specify)	0	0	0	0.0000	0.0000	0	0.0000
	Sub Total (A)(2)	0	0	0	0.0000	0.0000	0	0.0000
	Total Shareholding of Promoter and Promoter Group (A)=(A)(1)+(A)(2)	22	666275	626767	45.9171	45.9171	0	0.0000
(B)	Public shareholding							
1	Institutions							
(a)	Mutual Funds/UTI	0	0	0	0.0000	0.0000	0	0.0000
(b)	Financial Institutions / Banks	0	0	0	0.0000	0.0000	0	0.0000
(c)	Central Government/State Government(s)	0	0	0	0.0000	0.0000	0	0.0000
(d)	Venture Capital Funds	0	0	0	0.0000	0.0000	0	0.0000
(e)	Insurance Companies	1	150	0	0.0103	0.0103	0	0.0000
(f)	Foreign Institutional Investors	1	21000	21000	1.4472	1.4472	0	0.0000
(g)	Foreign Venture Capital Investors	0	0	0	0.0000	0.0000	0	0.0000
(h)	Any Other (specify)	0	0	0	0.0000	0.0000	0	0.0000
2	Sub Total (B) (1)	2	21150	21000	1.4576	1.4576	0	0.0000
2	Non-institutions							
(a)	Bodies Corporate	66	184518	151967	12.7163	12.7163	0	0.0000
(b) (i)	Individuals - shareholders holding nominal share capital up to Rs 1 Lakh	1892	312114	221342	21.5097	21.5097	0	0.0000
(ii)	Individual shareholders holding nominal share capital in excess of Rs. 1 Lakh	4	83673	83673	5.7664	5.7664	0	0.0000

For FOODS AND INNS LIMITED

Managing Director



Category code	Category of shareholder (II)	Number of shareholders (III)	Total number of shares (IV)	Number of shares held in dematerialised form (V)	percentage of total number of shares			Shares pledged or otherwise encumbered	
					As a percentage of (A+B) (VI)	As a percentage of (A+B+C) (VII)	Number of shares (VIII)	As a percentage (IX) = (VIII)/(V) * 100	
(c)	Qualified Foreign Investors	0	0	0	0.0000	0.0000	-	-	-
(d)	Any Other								
	Non Resident Indians (Repat)	8	3303	3103	0.2276	0.2276	-	-	-
	Non Resident Indians (Non Repat)	4	700	700	0.0482	0.0482	-	-	-
(iii)	Overseas Bodies Corporate	0	0	0	0.0000	0.0000	-	-	-
(iv)	Clearing Member	16	2787	2787	0.1921	0.1921	-	-	-
(v)	Directors / Relatives	3	176520	700	12.1651	12.1651	-	-	-
(vi)	Trusts	0	0	0	0.0000	0.0000	-	-	-
	Sub Total (B)(2)	1993	763615	464272	52.6254	52.6254	-	-	-
	Total Public Shareholding Public Group (B)=(B)								
	(1)+(B)(2)	1995	784765	485272	54.0829	54.0829	NA	NA	NA
	Total (A)+(B)	2017	1451040	1112039	100.0000	100.0000	-	-	-
(c)	Shares held by custodians and against which Depository Receipts have been issued								
	Promoter and Promoter group	0	0	0	0.0000	0.0000	0	0	0.00
	Public	0	0	0	0.0000	0.0000	0	0	0.00
	Sub Total (C)	0	0	0	0	0	0	0	0
	GRAND TOTAL (A)+(B)+(C)	2017	1451040	1112039	100.0000	100.0000	0	0	-



For FOODS AND INNS LIMITED


*[Handwritten Signature]*

Managing Director

(1)(b) Statement showing holding of securities (including shares, warrants, convertible securities) of persons belonging to the category "Promoter and Promoter Group"

Sr. No.	Name of the shareholder	Details of Shares held		Encumbered shares		Details of warrants		Details of convertible securities		Total shares (including underlying shares assuming full conversion of warrants and convertible securities) as a % of diluted share of capital	
		Number of shares held	As a % of grand total (A)+(B)+(C)	No.	As a percentage (VI)=(V)/(II)*100	As a % of grand total (A)+(B)+(C) of sub-clause (I)(a)	Number of warrants held	As a % total number of warrants of the same class	Number of convertible securities held		As a % total number of convertible securities of the same class
(i)	(ii)	(iii)	(iv)	(v)	(vi)=(v)/(ii)*100	(vii)	(viii)	(ix)	(x)	(xi)	(xii)
1	PALLAVI UTSAV DHUPELIA	152,755	10.53		0.00	0.00	0	0	0	0	10.53
2	WESTERN PRESS PVT LTD	114,357	7.88		0.00	0.00	0	0	0	0	7.88
3	UTSAV DHUPELIA	112,610	7.76		0.00	0.00	0	0	0	0	7.76
4	REKHA BHUPENDRA DALAL	68,300	4.71		0.00	0.00	0	0	0	0	4.71
5	VEENA M DALAL	35,075	2.42		0.00	0.00	0	0	0	0	2.42
6	SATYEN B DALAL	30,485	2.10		0.00	0.00	0	0	0	0	2.10
7	SATYEN BHUPENDRA DALAL	29,608	2.04		0.00	0.00	0	0	0	0	2.04
8	CIRCO LTD	21,685	1.49		0.00	0.00	0	0	0	0	1.49
9	UTSAV KANTILAL DHUPELIA	20,400	1.41		0.00	0.00	0	0	0	0	1.41
10	ASIM BHUPENDRA DALAL	20,000	1.38		0.00	0.00	0	0	0	0	1.38
11	ADITI ASIM DALAL	15,950	1.10		0.00	0.00	0	0	0	0	1.10
12	PALLAVI UTSAV DHUPELIA	10,000	0.69		0.00	0.00	0	0	0	0	0.69
13	MILAN DALAL	10,000	0.69		0.00	0.00	0	0	0	0	0.69
14	SATYEN HOLDINGS LTD	9,600	0.66		0.00	0.00	0	0	0	0	0.66
15	REKHA BHUPENDRA DALAL	4,650	0.32		0.00	0.00	0	0	0	0	0.32
16	MILAN BHUPENDRA DALAL	4,550	0.31		0.00	0.00	0	0	0	0	0.31
17	DEVJIT M DALAL	4,200	0.29		0.00	0.00	0	0	0	0	0.29
18	ASIM DALAL	1,300	0.09		0.00	0.00	0	0	0	0	0.09
19	AVANTI A DALAL	900	0.06		0.00	0.00	0	0	0	0	0.06
20	GAURIKA M DALAL (MINOR)	150	0.01		0.00	0.00	0	0	0	0	0.01
21	PALLAVI DHUPELIA	150	0.01		0.00	0.00	0	0	0	0	0.01
22	BOMBAY SWADESHI STORES LTD	100	0.01		0.00	0.00	0	0	0	0	0.01
	TOTAL	666,073	45.92	0		0.00	0	0	0	0	45.92

For FOODS AND INNS LIMITED



Managing Director




(IX)(i) Statement showing holding of securities (including shares, warrants, convertible securities) of persons belonging to the category "Public" and holding more than 1% of the total number of shares

Sr. No.	Name of the shareholder	Number of shares held	Shares as a percentage of total number of shares (i.e., Grand Total (A)+(B)+(C) indicated in Statement at para (I)(a) above)	Details of warrants		Details of convertible securities		Total shares (including underlying shares assuming full conversion of warrants and convertible securities) as a % of diluted share capital
				Number of warrants held	As a % total number of warrants of the same class	Number of convertible securities held	% w.r.t total number of convertible securities of the same class	
1	RAY SIMKINS	175,820	12.12	0	0	0	0	12.12
2	PILOT CONSULTANTS PRIVATE	64,528	4.45	0	0	0	0	4.45
3	OCEANIC INVESTMENTS LTD	29,600	2.04	0	0	0	0	2.04
4	ADITI G MEHTA	28,561	1.97	0	0	0	0	1.97
5	MANPHOOL EXPORTS LTD	23,616	1.63	0	0	0	0	1.63
6	VIJAYA DEVI NAHAR	21,656	1.49	0	0	0	0	1.49
7	ORANGE MAURITIUS INVESTM	21,000	1.45	0	0	0	0	1.45
8	CHANDRASEN G JHAVERI	17,143	1.18	0	0	0	0	1.18
9	SARJU C JHAVERI	16,313	1.12	0	0	0	0	1.12
10	ADIKARAN FINCOM PRIVATE L	16,032	1.10	0	0	0	0	1.10
	TOTAL	414,269	28.55	0	0	0	0	28.55

(IX)(ii) Statement showing holding of securities (including shares, warrants, convertible securities) of persons (together with PAC) belonging to the category "Public" and holding more than 5% of the total number of shares of the company


Sr. No.	Name(s) of the shareholder(s) and the Persons Acting in Concert (PAC) with them	Number of shares	Shares as a percentage of total number of shares (i.e., Grand Total (A)+(B)+(C) indicated in Statement at para (I)(a) above)	Details of warrants		Details of convertible securities		Total shares (including underlying shares assuming full conversion of warrants and convertible securities) as a % of diluted share capital
				Number of warrants	As a % total number of warrants of the same class	Number of convertible securities held	% w.r.t total number of convertible securities of the same class	
1	RAY SIMKINS	175,820	12.12					12.12
	TOTAL	175,820	12.12					12.12



FOR FOODS AND FINNS LIMITED  
*[Signature]*  
 Managing Director

<u>(B)(4) Statement showing details of locked-in shares</u>			
Sr. No.	Name of the shareholder	Number of Locked in Shares	Locked-in shares as a percentage of total number of shares (i.e., Grand Total (A)+(B)+(C) indicated in Statement at para (D)(a) above)
	Nil		Promoter / Promoter Group/Public
	TOTAL	0	0.00



For FOODS AND INNS LIMITED  
  
 Managing Director

<b>(11)(a) Statement showing details of Depository Receipts (DRs)</b>				
<b>Sr. No.</b>	<b>Type of outstanding DR (ADRs, GDRs, SDRs, etc.)</b>	<b>Number of outstanding DRs</b>	<b>Number of shares underlying outstanding DRs</b>	<b>Shares underlying outstanding DRs as a percentage of total number of shares (i.e., Grand Total (A)+(B)+(C) indicated in Statement at para (I)(a) above)</b>
	NIL	NIL	NIL	NIL
<b>TOTAL</b>				
		NIL	NIL	NIL

For FOODS AND JAMS LIMITED  
  
 Managing Director




Statement showing holding of Depository Receipts (DRs), where underlying shares held by "Promoter/ Promoter Group" are in excess of 1% of the total number of shares

(II) (b)

Sr. No.	Name of the DR Holder	Type of outstanding DR (ADRs, GDRs, SDRs, etc.)	Number of shares underlying outstanding DRs	Shares underlying outstanding DRs as a percentage of total number of shares i.e., Grand Total (A)+(B)+(C) indicated in Statement at para (I)(a) above)
	NIL	NIL	NIL	NIL
	TOTAL	NIL	NIL	NIL

For FOODS AND INNS LIMITED



Managing Director

