


(1)(a) Statement showing ShareHolding Pattern

Name of the Company : Frontier Leasing & Fin.Ltd.
Quarter Ended : 30-09-2014
Scrip Code : 508980

Partly paid-up Shares	No. of Partly paid-up Shares	As a % of total No. of Partly paid-up Shares	As a % of Total no. of Shares of the Company
Held by Promoters/ Promoters Group	0		
Held by Public	0		
TOTAL - D	0		
Outstanding Conv. Securities	No. of Outstanding Securities	As a % of Total no. of OS Conv. Securities	As a % of Total no. of shares of the Co., assuming full conv.
Held by Promoters/ Promoters Group	0		
Held by Public	0		
TOTAL - E	0		

Warrants :	No. of Warrants	As a % of Total no. of Warrants	As a % of Total no. of shares of the Co., assuming full conv.
Held by Promoters/ Promoters Group	0		
Held by Public	0		
TOTAL - F	0		

Total paid-up Capital of the Company assuming full conv. Of warrants & securities	245000
---	--------




Statement Showing Shareholding Pattern - Table (X)(a)

Frontier Leasing & Fin.Ltd.

Script Code : 508980

Quarter Ended : 30-09-2014

Category code	Category of Shareholder	Number of Shareholders	Total number of shares	Number of shares held in dematerialized form	Total shareholding as a percentage of total number of shares		Number of shares pledged or otherwise encumbered	As a % of Total No. of Shares
					As a percentage of(A+B) ¹	As a percentage of (A+B+C)		
(A)	Shareholding of Promoter and Promoter Group ²							
1	Indian	1	16900	16900	6.898	6.898	0	0.000
a	Individual/Huf	0	0	0	0.000	0.000	0	0.000
b	Central/State Gov	1	176610	176610	72.086	72.086	0	0.000
c	Bodies Corporate	0	0	0	0.000	0.000	0	0.000
d	Fins / Banks	0	0	0	0.000	0.000	0	0.000
e	Any Other specify	0	0	0	0.000	0.000	0	0.000
e-1		0	0	0	0.000	0.000	0	0.000
e-2		0	0	0	0.000	0.000	0	0.000
	Sub Total(A)(L)	2	193510	193510	78.984	78.984	0	0.000
2	Foreign							
a	Indv NR/For Ind	0	0	0	0.000	0.000	0	0.000
b	Bodies Corporate	0	0	0	0.000	0.000	0	0.000
c	Institutions	0	0	0	0.000	0.000	0	0.000
d	Qualified For. Inv.	0	0	0	0.000	0.000	0	0.000
e	Any Other Specify	0	0	0	0.000	0.000	0	0.000
e-1		0	0	0	0.000	0.000	0	0.000
e-2		0	0	0	0.000	0.000	0	0.000
	Sub Total(A)(Z)	0	0	0	0.000	0.000	0	0.000
	Total Shareholding of Promoter and Promoter Group Total (A)-(A)(L)+(A)(Z)	2	193510	193510	78.984	78.984	0	0.000
(B)	Public shareholding							
1	Institutions	0	0	0	0.000	0.000	0	0.000
a	Mutual Funds	0	0	0	0.000	0.000	0	0.000
b	Fins / Banks	0	0	0	0.000	0.000	0	0.000
c	Central/State Gov	0	0	0	0.000	0.000	0	0.000
d	Venture Cap Fund	0	0	0	0.000	0.000	0	0.000
e	Insurance Corp(s)	0	0	0	0.000	0.000	0	0.000
f	Foreign Ins In.vest	0	0	0	0.000	0.000	0	0.000
g	Foreign Ven Cap In	0	0	0	0.000	0.000	0	0.000




Statement Showing Shareholding Pattern - Table (D)(a)

Frontier Leasing & Fin.Ltd.


Script Code : 508980
Quarter Ended : 30-09-2014

Category code	Category of Shareholder	Number of Shareholders	Total number of shares	Number of shares held in dematerialized form	Total shareholding as a percentage of total number of shares		Number of shares pledged or otherwise encumbered	As a % of Total No. of Shares
					As a percentage of(A+B) ¹	As a percentage of (A+B+C)		
b	Qualified For Inv. Any Other -Specify	0	0	0	0.000	0.000		
i		0	0	0	0.000	0.000		
i-1		0	0	0	0.000	0.000		
i-2		0	0	0	0.000	0.000		
	Sub-Total (B)(1)	0	0	0	0.000	0.000		
B 2	Non-institutions							
a	Bodies Corporates	7	39240	39240	16.016	16.016		
b	Individuals	17	12250	12250	5.000	5.000		
	(i) upto Rs 1-Lac	0	0	0	0.000	0.000		
	(ii) above Rs1 -Lac	0	0	0	0.000	0.000		
c	Qualified For Inv.	0	0	0	0.000	0.000		
d	Any Other -Ch-Mem	0	0	0	0.000	0.000		
d-1		0	0	0	0.000	0.000		
d-2		0	0	0	0.000	0.000		
	-OCB	0	0	0	0.000	0.000		
	-NRI	0	0	0	0.000	0.000		
	Sub-Total (B)(2)	24	51490	51490	21.016	21.016		
(B)	Total (B)=(B)(1)+(B)(2)	24	51490	51490	21.016	21.016		
	TOTAL (A)+(B)	26	245000	245000		100.000	0	0.000
(C)	Held by Custodians against Depository Receipts PROMOTER & PRO GRP PUBLIC	0	0	0				
	GRAND TOTAL (A)+(B)+(C)	26	245000	245000		100.000	0	0.000

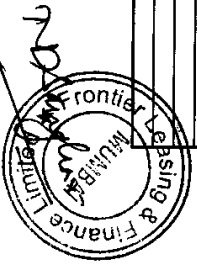


(D)(b) Statement showing holding of securities (including shares, warrants, convertible securities) of persons belonging to the category "Promoter and Promoter Group"

Sr. No.	Ref. No	Name of the shareholder	Total Shares held		Shares pledged or otherwise encumbered			Details of warrant		Details of convertible securities		Total shares (including underlying shares assuming full conversion of warrant and convertible securities) as a % of diluted share capital
			Number	As a % of grand total (A)+(B)+(C)	Number	% of Total shares held	As a % of grand total (A)+(B)+(C)	Number of warrants held	As a % of total No of warrants of the same class	Number of convertible securities held	As a % of total No of convertible securities of the same class	
1	10021857	INIMITABLE CAPITAL FINANCE LIMITED	178610	72.086	0	0.000	0.000	0	0.000	0	0.000	72.086
2	58488570	ANIRUDH BHUWALKA	16900	6.898	0	0.000	0.000	0	0.000	0	0.000	6.898
		Total Promoter & Promoter Group	193510	78.984	0	0.000	0.000	0	0.000	0	0.000	78.984




(Xc) Statement showing holding of securities (including shares, warrants, convertible securities) of persons belonging to the category "Public" and holding more than 1% of the total number of shares									
Sr. No.	Ref-Num	Name of the shareholder	Number of shares	Shares as a percentage of total number of shares (i.e., Grand Total (A)+(B)+(C) indicated in Statement at para (Xc) above]	Details of warrant		Details of convertible securities		Total shares (including underlying shares assuming full conversion of warrant and convertible securities) as a % of diluted share capital
					Number of warrants held	As a % of total No of warrants of the same class	Number of convertible securities held	As a % of total No of convertible securities of the same class	
1	AAQCA4508N	ADEL SHIPPING HOLDINGS LIMITED	11340	4.629	0	0.000	0	0.000	4.629
2	AABCF0118N	JUBILEE SHIPPING & LOGISTICS HOLDIN	11270	4.600	0	0.000	0	0.000	4.600
3	ADLPR8026M	SANTOSH RATHI	4400	1.796	0	0.000	0	0.000	1.796
4	AAECA6080H	SIVANARAYANAN FINANCIAL SERVICES PR	11180	4.563	0	0.000	0	0.000	4.563
		Total	38190	15.588	0	0.000	0	0.000	15.588




(D)(d) Statement showing details of locked-in shares

Sr. No.	Ref. Num	Name of the shareholder	Number of locked-in shares	Locked-in shares as a percentage of total number of shares i.e., Grand Total (A)+(B)+(C) indicated in Statement at para (D)(a) above;	Promoter/Promoter Group/Public
		Total Locked in Shares	0	0.000	



(II)(a) Statement showing details of Depository Receipts (DRs)

Sr. No.	Ref-Num	Name of theHolder	Type of outstanding DR (ADRs, GDRs, SDRs, etc.)	Number of outstanding DRs	Number of shares underlying outstanding DRs	Shares underlying outstanding DRs as a percentage of total number of shares (i.e., Grand Total (A)+(B)+(C) indicated in Statement at para (I)(a) above}



(D)(b) Statement showing Holding of Depository Receipts (DRs), where underlying shares held by Promoter/Promoter Group are in excess of 1% of the total number of shares

Sr. No.	Ref:Num	Name of the DR Holder	Type of outstanding DR (ADRs, GDRs, SDRs, etc.)	Number of outstanding DRs	Number of shares underlying outstanding DRs	Shares underlying outstanding DRs as a percentage of total number of shares i.e., Grand Total (A)+(B)+(C) indicated in Statement at para (D)(e) above}

