


Introductory sub-table (I)(a)

Name of the Company : GOODRICKE GROUP LIMITED			
Scrip Code : BSE : 500166			
Name of the scrip : GOODRICKE			
Class of security : EQUITY			
Quarter ended : 30.09.2014			
Partly paid-up shares:-			
	No. of partly paid-up shares	As a % of total no. of partly paid-up shares	As a % of total no. of shares of the company
Held by promoter/promoter group	NIL	0	0.00
Held by public	NIL	0	0.00
Total - D	NIL	0.00	0.00
Outstanding convertible securities:-			
	No. of outstanding securities	As a % of total no. of outstanding convertible securities	As a % of total no. of shares of the company, assuming full conversion of the convertible securities
Held by promoter/promoter group	NIL	0.00	0.00
Held by public	NIL	0.00	0.00
Total - E	NIL	0.00	0.00
Warrants:-			
	No. of warrants	As a % of total no. of warrants	As a % of total no. of shares of the company, assuming full conversion of warrants
Held by promoter/promoter group	0	0.00	0.00
Held by public	0	0.00	0.00
Total - F	0	0.00	0.00
Total paid-up capital of the company, assuming full conversion of warrants and convertible securities			
	Rs.216000000/- (21600000 shares of Rs.10/- each)		

CB MANAGEMENT SERVICES (P) LTD.


 Registrars

Statement Showing Shareholding Pattern

Category code	Category of Shareholder	Table I(a)				Total shareholding as a percentage of total number of shares		Shares Pledged or otherwise encumbered	
		Number of Shareholders	Total number of shares	Number of shares held in dematerialized form	As a percentage of (A+B) ¹	As a percentage of (A+B+C)	Number of shares	As a percentage	
		(III)	(IV)	(V)	(VI)	(VII)	(VIII)	(IX) = (VIII)/(IV)*100	
(A)	Shareholding of Promoter and Promoter Group ³								
1	Indian						N.A	N.A	
(a)	Individuals/ Hindu Undivided Family								
(b)	Central Government/ State Government(s)				0.00	0.00			
(c)	Bodies Corporate				0.00	0.00			
(d)	Financial Institutions/ Banks				0.00	0.00			
(e)	Any Others(Specify)				0.00	0.00			
(e-i)					0.00	0.00			
(e-ii)					0.00	0.00			
	Sub Total(A)(1)	0	0	0	0.00	0.00	0	0.00	
2	Foreign								
a	Individuals (Non-Residents Individuals/ Foreign Individuals)				0.00	0.00			
b	Bodies Corporate	2	15984000	15984000	74.00	74.00			
c	Institutions				0.00	0.00			
d	Qualified Foreign Investor								
e	Any Others(Specify)				0.00	0.00			
(e-i)					0.00	0.00			
(e-ii)					0.00	0.00			
	Sub Total(A)(2)	2	15984000	15984000	74.00	74.00	0	0.00	
	Total Shareholding of Promoter and Promoter Group (A)= (A)(1)+(A)(2)	2	15984000	15984000	74.00	74.00	0	0.00	
(B)	Public shareholding								
1	Institutions						N.A	N.A	
(a)	Mutual Funds/ UTI	10	2671		0.01	0.01			
(b)	Financial Institutions/ Banks	11	2679	1620	0.02	0.02			
(c)	Central Government/ State Government(s)								
(d)	Venture Capital Funds				0.00				
(e)	Insurance Companies				0.00	0.00			
(f)	Foreign Institutional Investors	1	2500	2500	0.01	0.01			
(g)	Foreign Venture Capital Investors				0.00	0.00			
(h)	Qualified Foreign Investor								
(i)	Any Other (specify)				0.00	0.00			
(i-i)	Foreign Bank	1	50	0	0.00	0.00			
(i-ii)					0.00	0.00			
	Sub-Total (B)(1)	23	7900	4120	0.04	0.04	0	0.00	

CS MANAGEMENT SERVICES (P) LTD.

Registrars

B 2	Non-institutions							
(a)	Bodies Corporate	298	1334568	1328608	6.18	6.18	N.A	N.A
(b)	Individuals							
I	Individuals -i. Individual shareholders holding nominal share capital up to Rs 1 lakh	13514	3177107	2744673	14.71	14.71		
II	ii. Individual shareholders holding nominal share capital in excess of Rs. 1	34	981223	981223	4.54	4.54		
(c)	Qualified Foreign Investor							
(d)	Any Other (specify)							
(d-i)	NRI	85	47323	46073	0.22	0.22		
(d-ii)	Office of the custodian special Court							
(d-iii)	Clearing Member	79	67879	67879	0.31	0.31		
(d-iv)	Trust				0.00	0.00		
	Sub-Total (B)(2)	14010	5608100	5168456	25.96	25.96	0	0.00
(B)	Total Public Shareholding (B)= (B)(1)+(B)(2)	14033	5616000	5172576	26.00	26.00	0	0.00
	TOTAL (A)+(B)	14035	21600000	21156576	100.00	100.00	0	0.00
(C)	Shares held by Custodians and against which Depository Receipts have been issued							
1	Promoter and Promoter Group	0	0	0	0.00	0.00	0	0.00
2	Public	0	0	0	0.00	0.00	0	0.00
	Sub-Total (C)	0	0	0	0.00	0.00	0	0.00
	GRAND TOTAL (A)+(B)+(C)	14035	21600000	21156576	100.00	100.00	0	0.00

CS MANAGEMENT SERVICES (P) LTD.

Registrars

(D)(b) Statement showing holding of securities (including shares, warrants, convertible securities) of persons belonging to the category "Promoter and Promoter Group"

Sr. No.	Name of the shareholder	Details of Shares held		Encumbered shares (*)			Details of warrants		Details of convertible securities		Total shares (including underlying shares assuming full conversion of warrants and convertible securities) as a % of diluted share capital
		Number of shares held	As a % of grand total (A) = (B) + (C)	No.	As a percentage	As a % of grand total (A) + (B) + (C) of sub-class (D) (x)	Number of warrants held	As a % total number of warrants of the same class	Number of convertible securities held	As a % total number of convertible securities of the same class	
1	Assam Doors Investments Ltd.	10389600	48.10	0	0.00	0.00	0	0.00	0	0.00	48.10
2	Western Doors Investments Ltd.	5594400	25.90	0	0.00	0.00	0	0.00	0	0.00	25.90
TOTAL		15984000	74.00	0	0.00	0.00	0	0.00	0	0.00	74.00
Note: (*) - More than one folio clubbed											

(*) The term "encumbrance" has the same meaning as assigned to it in regulation 28(3) of the SAST Regulations, 2011

CB MANAGEMENT SERVICES (P) LTD.

Registrars

(1)(c)(i) Statement showing holding of securities (including shares, warrants, convertible securities) of persons belonging to the category "Public" and holding more than 1% of the total number of shares

Sr. No.	Name of the shareholder	Number of shares held	Shares as a percentage of total number of shares (i.e., Grand Total (A)+(B)+(C) indicated in Statement at para (1)(a) above)	Details of warrants		Details of convertible securities		Total shares (including underlying shares assuming full conversion of warrants and convertible securities) as a % of diluted share capital
				Number of warrants held	As a % total number of warrants of the same class	Number of convertible securities held	% w.r.t total number of convertible securities of the same class	
1	Koombor Properties Leasing Co.Ltd.	292185	1.35	0	0.00	0	0.00	1.35
	TOTAL	292185	1.35	0	0.00	0	0.00	1.35
	Note: (*) - More than one folio clubbed							


CB MANAGEMENT SERVICES (P) LTD.

Registrars

(1)(d) Statement showing details of locked-in shares

Sr. No.	Name of the shareholder	Number of locked-in shares	Locked-in shares as a percentage of total number of shares (i.e., Grand Total (A)+(B)+(C) indicated in Statement at para (1)(a) above)	Promoter/Promoter Group/Public
	N.A	0	0.00	
9				
TOTAL		0	0	


CB MANAGEMENT SERVICES (P) LTD.


Registrars

(II)(a) Statement showing details of Depository Receipts (DRs)

Sr. No.	Type of outstanding DR (ADRs, GDRs, SDRs, etc.)	Number of outstanding DRs	Number of shares underlying outstanding DRs	Shares underlying outstanding DRs as a percentage of total number of shares (i.e., Grand Total (A)+(B)+(C) indicated in Statement at para (I)(a) above)
1	N.A	N.A		0.00
2				
3				
4				
5				
6				
7				
8				
9				
TOTAL		0	0	0.00

CB MANAGEMENT SERVICES (P) LTD.


Registrars

(II)(b) Statement showing holding of Depository Receipts (DRs), where underlying shares held by "promoter/promoter group" are in excess of 1% of the total number of shares

Sr. No.	Name of the DR Holder	Type of outstanding DR (ADRs, GDRs, SDRs, etc.)	Number of shares underlying outstanding DRs	Shares underlying outstanding DRs as a percentage of total number of shares (i.e., Grand Total (A)+(B)+(C) indicated in Statement at para (1)(a) above)
1	N.A	N.A		0.00
2				
3				
4				
5				
6				
7				
8				
9				
TOTAL			0	1

CP MANAGEMENT SERVICES (P) LTD.



Registrars