

Introductory sub-table (I)(a)

Name of the Company **HIMALCHULI FOOD PRODUCTS LIMITED- EQ**

scrip Code, Name of the scrip, class of security: **511169, EQUITY**

Quarter ended: **30th September, 2014**

Partly paid-up shares:-	No. of partly paid-up shares	As a % of total no. of partly paid-up shares	As a % of total no. of shares of the company
-------------------------	------------------------------	--	--

Held by promoter/promoter group	0	0	0
Held by public	0	0	0
Total - D	0	0	0

Outstanding convertible securities:- No. of outstanding securities	As a % of total no. of outstanding convertible securities	As a % of total no. of shares of the company, assuming full conversion of the convertible securities
--	---	--

Held by promoter/promoter group	0	0
Held by public	0	0
Total - E	0	0

Warrants:-	No. of warrants	As a % of total no. of warrants	As a % of total no. of shares of the company, assuming full conversion of warrants
------------	-----------------	---------------------------------	--

Held by promoter/promoter group	0	0	0
Held by public	0	0	0
Total - F	0	0	0


Total paid-up capital of the company, assuming full conversion of warrants and convertible securities
 1900000




Statement Showing Shareholding Pattern


Category code	Category of Shareholder	Number of Shareholders	Total number of shares	Table (Xa)		Total shareholding as a percentage of total number of shares	Number of Shares Pledged or otherwise encumbered	As a percentage of total number of shares
				Number of shares held in dematerialized form	As a percentage of (A+B) ¹			
(I)	(II)	(III)	(IV)	(V)	(VI)	(VII)	(VIII)	(IX) = (VIII)/(IV)*100
(A)	Shareholding of Promoter and Promoter							
1	Indian							
(a)	Individuals/ Hindu Undivided Family	50	274300	0	14.44	14.44	0	0.00
(b)	Central Government/ State Government(s)	0	0	0	0.00	0.00	0	0.00
(c)	Bodies Corporate	11	562690	0	29.62	29.62	0	0.00
(d)	Financial Institutions/ Banks	0	0	0	0.00	0.00	0	0.00
(e)	Any Others(Specify)	0	0	0	0.00	0.00	0	0.00
(e-i)	Directors	0	0	0	0.00	0.00	0	0.00
(e-ii)	Director Relatives	0	0	0	0.00	0.00	0	0.00
(e-iii)	Person Acting In Concern	0	0	0	0.00	0.00	0	0.00
	Sub Total(A)(1)	61	836990	0	44.05	44.05	0	0.00
2	Foreign							
a	Individuals (Non-Residents Individuals/ Foreign Individuals)	0	0	0	0.00	0.00	0	0.00
b	Bodies Corporate	0	0	0	0.00	0.00	0	0.00
c	Institutions	0	0	0	0.00	0.00	0	0.00
d	Qualified Foreign Investor	0	0	0	0.00	0.00	0	0.00
e	Any Others(Specify)	0	0	0	0.00	0.00	0	0.00
e-i		0	0	0	0.00	0.00	0	0.00
e-ii		0	0	0	0.00	0.00	0	0.00
	Sub Total(A)(2)	0	0	0	0.00	0.00	0	0.00
	Total Shareholding of Promoter and Promoter Group (A)= (A)(1) + (A)(2)	61	836990	0	44.05	44.05	0	0.00

Prakashwani




Public shareholding										
(B)	1	Institutions	0	0	0	0	0.00	0.00	0	0.00
(a)		Mutual Funds/ UTI	0	0	0	0	0.00	0.00	0	0.00
(b)		Financial Institutions/ Banks	0	0	0	0	0.00	0.00	0	0.00
(c)		Central Government/ State Government(s)	0	0	0	0	0.00	0.00	0	0.00
(d)		Venture Capital Funds	0	0	0	0	0.00	0.00	0	0.00
(e)		Insurance Companies	0	0	0	0	0.00	0.00	0	0.00
(f)		Foreign Institutional Investors	0	0	0	0	0.00	0.00	0	0.00
(g)		Foreign Venture Capital Investors	0	0	0	0	0.00	0.00	0	0.00
(h)		Qualified Foreign Investor	0	0	0	0	0.00	0.00	0	0.00
(i)		Any Other (specify)	0	0	0	0	0.00	0.00	0	0.00
		Sub-Total (B)(1)	0	0	0	0	0.00	0.00	0	0.00
B 2		Non-institutions								
(a)		Bodies Corporate	10	16300	0	0	0.86	0.86	0	0.00
(b)		Individuals	0	0	0	0.00	0.00	0.00	0	0.00
I		Individuals - i. Individual shareholders holding nominal share capital up to Rs 1 lakh	4476	1029710	4500	54.20	54.20	54.20	0	0.00
II		ii. Individual shareholders holding nominal share capital in excess of Rs. 1 lakh.	0	0	0	0.00	0.00	0.00	0	0.00
(c)		Qualified Foreign Investor	0	0	0	0.00	0.00	0.00	0	0.00
(d)		Any Other (specify)	0	0	0	0.00	0.00	0.00	0	0.00
(d-i)		NRI (Repatriated & Non Repatriated)	0	0	0	0.00	0.00	0.00	0	0.00
(d-ii)		OCBs	0	0	0	0.00	0.00	0.00	0	0.00
(d-iii)		Trust	0	0	0	0.00	0.00	0.00	0	0.00
(d-iv)		Hindu Undivided Family	8	17000	200	0.89	0.89	0.89	0	0.00
(d-v)		Employee	0	0	0	0.00	0.00	0.00	0	0.00
(d-vi)		Clearing Members	0	0	0	0.00	0.00	0.00	0	0.00
		Sub-Total (B)(2)	4494	1063010	4700	55.95	55.95	55.95	0	0.00
(B)		Total Public Shareholding (B)= (B)(1)+(B)(2)	4494	1063010	4700	55.95	55.95	55.95	0	0.00
		TOTAL (A)+(B)	4555	1900000	4700	100.00	100.00	100.00	0	0.00
(C)		Shares held by Custodians and against which Depository Receipts have been Issued								
1		Promoter and Promoter Group	0	0	0	0.00	0.00	0.00	0	0.00
2		Public	0	0	0	0.00	0.00	0.00	0	0.00
		Sub-Total (C)	0	0	0	0.00	0.00	0.00	0	0.00
		GRAND TOTAL (A)+(B)+(C)	4555	1900000	4700	100.00	100.00	100.00	0	0.00

Amalchuli Food Products Limited



Sr.No	Notes
1	NIL
2	
3	
4	
5	
6	
7	
8	
9	


Prabhu



HIMALCHILL FOOD PRODUCTS LIMITED
SURAT

(1)(b) Statement showing holding of securities (including shares, warrants, convertible securities) of persons belonging to the category "Promoter and Promoter Group"

Sr.	Name of the shareholder	Details of Shares held			Encumbered shares (*)		Details of warrants			Details of convertible securities		Total shares (including underlying shares assuming full conversion of warrants and convertible securities) as a % of diluted share capital
		Number of shares held	As a % of grand total (A) + (B) + (C)	No.	As a percentage (V) = (VI)/(III) * 100	As a % of grand total (A)+(B)+(C) of sub-clause (I)(a)	Number of warrants held	As a % of total number of warrants of the same class	Number of convertible securities held	As a % of total number of convertible securities of the same class		
(i)	(ii)	(iii)	(iv)	(v)	(vi)	(vii)	(viii)	(ix)	(x)	(xi)	(xii)	
1	KAY BEE LON TEXTURISERS PVT. LTD.	144800	7.62	0	0.00	0.00	0	0.00	0	0.00	7.62	
2	KAYBEELON TEXTURISER (P) LTD	134010	7.05	0	0.00	0.00	0	0.00	0	0.00	7.05	
3	AVLON SYNTAX PRIVATE LIMITED	122830	6.46	0	0.00	0.00	0	0.00	0	0.00	6.46	
4	SAHELL VASTRA UDYOG LTD	97900	5.15	0	0.00	0.00	0	0.00	0	0.00	5.15	
5	OM PRAKASH AGARWAL H U F	28000	1.47	0	0.00	0.00	0	0.00	0	0.00	1.47	
6	VIVEK O GOEL HUF	20300	1.06	0	0.00	0.00	0	0.00	0	0.00	1.06	
7	ASHADEVJI AGARWAL	20000	1.05	0	0.00	0.00	0	0.00	0	0.00	1.05	
8	SALMA B. MEMON	20000	1.05	0	0.00	0.00	0	0.00	0	0.00	1.05	
9	TIKAMAYA AGARWAL	19000	1.00	0	0.00	0.00	0	0.00	0	0.00	1	
10	KAYBEE TEXPIN LIMITED	15500	0.81	0	0.00	0.00	0	0.00	0	0.00	0.81	
11	AVLON SYNTAX PVT LTD	14300	0.75	0	0.00	0.00	0	0.00	0	0.00	0.75	
12	AVLON SYNTAX PRIVATE LIMITED	10350	0.54	0	0.00	0.00	0	0.00	0	0.00	0.54	
13	SOMIABONG INVESTMENTS P LTD	10300	0.54	0	0.00	0.00	0	0.00	0	0.00	0.54	
14	REKHA V GOEL	10000	0.52	0	0.00	0.00	0	0.00	0	0.00	0.52	
15	BILAL LATIFBHAI MEMON	10000	0.52	0	0.00	0.00	0	0.00	0	0.00	0.52	
16	ASHADEVJI AGARWAL	9000	0.47	0	0.00	0.00	0	0.00	0	0.00	0.47	
17	RAHUL RATAN AGARWAL	8000	0.42	0	0.00	0.00	0	0.00	0	0.00	0.42	
18	MASTER JUNED BILAL MEMON	7500	0.39	0	0.00	0.00	0	0.00	0	0.00	0.39	
19	BILAL LATIFBHAI MEMON	6500	0.34	0	0.00	0.00	0	0.00	0	0.00	0.34	
20	KAY BEE TEXSPIN LIMITED	6300	0.33	0	0.00	0.00	0	0.00	0	0.00	0.33	
21	VIVEK OM PRAKASH AGARWAL	6000	0.31	0	0.00	0.00	0	0.00	0	0.00	0.31	
22	MASTER ADIL BILAL MEMON SURAT	5600	0.29	0	0.00	0.00	0	0.00	0	0.00	0.29	
23	ASHADEVJI OMPRAKASH AGARWAL	5000	0.26	0	0.00	0.00	0	0.00	0	0.00	0.26	
24	ALMAS BILAL MEMON	5000	0.26	0	0.00	0.00	0	0.00	0	0.00	0.26	



25	E. E. SILAS	5000	0.26	0	0.00	0.00	0.00	0	0.00	0	0.00	0	0.00	0	0.00	0.26
26	MANOJKUMAR AGARWAL	5000	0.26	0	0.00	0.00	0.00	0	0.00	0	0.00	0	0.00	0	0.00	0.26
27	OMPRAKASH AGARWAL H.U.F.	5000	0.26	0	0.00	0.00	0.00	0	0.00	0	0.00	0	0.00	0	0.00	0.26
28	VIVEK AGARWAL	5000	0.26	0	0.00	0.00	0.00	0	0.00	0	0.00	0	0.00	0	0.00	0.26
29	KAY BEELON TEXTURISER PVT LTD	4600	0.24	0	0.00	0.00	0.00	0	0.00	0	0.00	0	0.00	0	0.00	0.24
30	BILAL LATIFBHAI MEMON	4500	0.23	0	0.00	0.00	0.00	0	0.00	0	0.00	0	0.00	0	0.00	0.23
31	MINOR ADIL BILAL MEMON	4100	0.21	0	0.00	0.00	0.00	0	0.00	0	0.00	0	0.00	0	0.00	0.21
32	OMPRAKASH R AGARWAL H U F	4000	0.21	0	0.00	0.00	0.00	0	0.00	0	0.00	0	0.00	0	0.00	0.21
33	DEEPIKA M GOEL	4000	0.21	0	0.00	0.00	0.00	0	0.00	0	0.00	0	0.00	0	0.00	0.21
34	BINODKUMAR AGARWAL	4000	0.21	0	0.00	0.00	0.00	0	0.00	0	0.00	0	0.00	0	0.00	0.21
35	JUNED BILAL MEMON	3700	0.19	0	0.00	0.00	0.00	0	0.00	0	0.00	0	0.00	0	0.00	0.19
36	RATANKUMAR GOEL	3600	0.18	0	0.00	0.00	0.00	0	0.00	0	0.00	0	0.00	0	0.00	0.18
37	JUNED BILAL MEMON	3400	0.17	0	0.00	0.00	0.00	0	0.00	0	0.00	0	0.00	0	0.00	0.17
38	MANOJKUMAR AGARWAL	3000	0.15	0	0.00	0.00	0.00	0	0.00	0	0.00	0	0.00	0	0.00	0.15
39	ASHADEV I O AGARWAL	2900	0.15	0	0.00	0.00	0.00	0	0.00	0	0.00	0	0.00	0	0.00	0.15
40	ALMAS MEMON	2700	0.14	0	0.00	0.00	0.00	0	0.00	0	0.00	0	0.00	0	0.00	0.14
41	ADIL BILAL MEMON	2700	0.14	0	0.00	0.00	0.00	0	0.00	0	0.00	0	0.00	0	0.00	0.14
42	ALMAS BILAL MEMON	2500	0.13	0	0.00	0.00	0.00	0	0.00	0	0.00	0	0.00	0	0.00	0.13
43	BILAL LATIF MEMON	2500	0.13	0	0.00	0.00	0.00	0	0.00	0	0.00	0	0.00	0	0.00	0.13
44	BILAL LATIF MEMON	2500	0.13	0	0.00	0.00	0.00	0	0.00	0	0.00	0	0.00	0	0.00	0.13
45	OMPRAKASH AGRAWAL (H U F)	2500	0.13	0	0.00	0.00	0.00	0	0.00	0	0.00	0	0.00	0	0.00	0.13
46	RAHUL RATANKUMAR AGARWAL	2500	0.13	0	0.00	0.00	0.00	0	0.00	0	0.00	0	0.00	0	0.00	0.13
47	RAMBILASH AGARWAL	2500	0.13	0	0.00	0.00	0.00	0	0.00	0	0.00	0	0.00	0	0.00	0.13
48	BILAL LATIF MEMON	2000	0.10	0	0.00	0.00	0.00	0	0.00	0	0.00	0	0.00	0	0.00	0.10
49	TIKMAYA AGARWAL	2000	0.10	0	0.00	0.00	0.00	0	0.00	0	0.00	0	0.00	0	0.00	0.10
50	ALMAS BILAL MEMON	1800	0.09	0	0.00	0.00	0.00	0	0.00	0	0.00	0	0.00	0	0.00	0.09
51	SOMIYABONG INVESTMENTS (P) LTD	1800	0.09	0	0.00	0.00	0.00	0	0.00	0	0.00	0	0.00	0	0.00	0.09
52	RAGINI AGARWAL	1800	0.09	0	0.00	0.00	0.00	0	0.00	0	0.00	0	0.00	0	0.00	0.09
53	OMPRAKASH AGARWAL	1500	0.07	0	0.00	0.00	0.00	0	0.00	0	0.00	0	0.00	0	0.00	0.07
54	RATAN KUMAR R GOEL (H U F)	1500	0.07	0	0.00	0.00	0.00	0	0.00	0	0.00	0	0.00	0	0.00	0.07
55	TIKMAYA AGARWAL	1300	0.06	0	0.00	0.00	0.00	0	0.00	0	0.00	0	0.00	0	0.00	0.06
56	ADIL BILAL MEMON	1300	0.06	0	0.00	0.00	0.00	0	0.00	0	0.00	0	0.00	0	0.00	0.06
57	TIKMAYA DEVI R AGARWAL	1000	0.05	0	0.00	0.00	0.00	0	0.00	0	0.00	0	0.00	0	0.00	0.05
58	BILAL LATIFBHAI MEMON	1000	0.05	0	0.00	0.00	0.00	0	0.00	0	0.00	0	0.00	0	0.00	0.05
59	MANOJKUMAR AGARWAL	1000	0.05	0	0.00	0.00	0.00	0	0.00	0	0.00	0	0.00	0	0.00	0.05
60	AHMED BILAL MEMON	500	0.02	0	0.00	0.00	0.00	0	0.00	0	0.00	0	0.00	0	0.00	0.02
61	BILAL LATIF MEMON	100	0.00	0	0.00	0.00	0.00	0	0.00	0	0.00	0	0.00	0	0.00	0.00
TOTAL		836990	44.05	0	0.00	0.00	0.00	0	0.00	0	0.00	0	0.00	0	0.00	44.05

(*) The term "encumbrance" has the same meaning as assigned to it in regulation 28(3) of the SAST Regulations, 2011

Prof. ...



(1)(c)(i) Statement showing holding of securities (including shares, warrants, convertible securities) of persons belonging to the category "Public" and holding more than 1% of the total number of shares

Sr. No.	Name of the shareholder	Number of shares held	Shares as a percentage of total number of shares (i.e., Grand Total (A)+(B)+(C) indicated in Statement at para (1)(a) above)	Details of warrants		Details of convertible securities		Total shares (including underlying shares assuming full conversion of warrants and convertible securities) as a % of diluted share capital
				Number of warrants held	As a % total number of warrants of the same class	Number of convertible securities held	% w.r.t total number of convertible securities of the same class	
1	NIL	0	0.00	0	0.00	0	0.00	0.00
TOTAL		0	0.00	0	0.00	0	0.00	0.00

Signature





(i)(c)(ii) Statement showing holding of securities (including shares, warrants, convertible securities) of persons (together with PAC) belonging to the category "Public" and holding more than 5% of the total number of shares of the company

Sr. No.	Name(s) of the shareholder(s) and the Persons Acting in Concert (PAC) with them	Number of shares	Shares as a percentage of total number of shares {i.e., Grand Total (A)+(B)+(C) indicated in Statement at para (i)(a) above}	Details of warrants		Details of convertible securities		Total shares (including underlying shares assuming full conversion of warrants and convertible securities) as a % of diluted share capital
				Number of warrants	As a % total number of warrants of the same class	Number of convertible securities held	% w.r.t total number of convertible securities of the same class	
1	NIL		0.00	0	0.00	0	0.00	0.00
TOTAL		0	0.00	0	0.00	0	0.00	0.00



(1)(c)	Statement showing details of locked-in shares			
Sr. No.	Name of the shareholder	Number of locked-in shares	Locked-in shares as a percentage of total number of shares (i.e., Grand Total (A)+(B)+(C) indicated in Statement at para (1)(a) above)	Promoter / Promoter Group / Public
1	NIL	0	0.00	
		0	0.00	
TOTAL		0	0.00	

(ii)(a) Statement showing details of Depository Receipts (DRs)

Sr. No.	Type of outstanding DR (ADRs, GDRs, SDRs, etc.)	Number of outstanding DRs	Number of shares underlying outstanding DRs	Shares underlying outstanding DRs as a percentage of total number of shares (i.e., Grand Total (A)+(B)+(C) indicated in Statement at para (ix)(a) above)
1	Nil	0	0	0.00
TOTAL		0	0	0.00

Prakash Chandra



(ii)(b) Statement showing holding of Depository Receipts (DRs), where underlying shares held by "promoter/promoter group" are in excess of 1% of the total number of shares

Sr. No.	Name of the DR Holder	Type of outstanding DR (ADRs, GDRs, SDRs, etc.)	Number of shares underlying outstanding DRs	Shares underlying outstanding DRs as a percentage of total number of shares (i.e., Grand Total (A)+(B)+(C) indicated in Statement at para (i)(a) above)
1	NIL	0	0	0.00
TOTAL		0	0	0.00