



Honda Siel Power Products Limited

(D(a) Statement showing Shareholding Pattern


Name of the Company: Honda Siel Power Products Limited			
Scrip Code, Name of the scrip, class of security: BSE: 522064 NSE:HONDAPOWER, EQUITY			
Quarter ended: September 30, 2014			
Partly paid-up shares:-	No. of partly paid-up shares	As a % of total no. of partly paid-up Shares	As a % of total no. of shares of the company
Held by promoter/promoter group	NIL	NA	NA
Held by public	NIL	NA	NA
Total	NIL	NA	NA
Outstanding convertible securities:-	No. of outstanding securities	As a % of total no. of outstanding convertible securities	As a % of total no. of shares of the company, assuming full conversion of the convertible securities
Held by promoter/promoter group	NIL	NA	NA
Held by public	NIL	NA	NA
Total	NIL	NA	NA
Warrants:-	No. of warrants	As a % of total no. of warrants	As a % of total no. of shares of the company, assuming full conversion of Warrants
Held by promoter/promoter group	NIL	NA	NA
Held by public	NIL	NA	NA
Total	NIL	NA	NA
Total paid-up capital of the company, assuming full conversion of warrants and convertible securities	10143071		



Category code	Category of shareholder	Number of shareholders	Total number of shares	Number of shares held in dematerialized form	Total shareholding as a percentage of total number of shares	As a percentage of (A+B)	As a percentage of (A+B+C)	Number of shares	Shares Pledged or otherwise encumbered	As a percentage (DX) = (VIII)/(IX)* 100
(A)	Shareholding of Promoter and Promoter Group									
	(I) Indian									
	(a) Individuals/ Hindu Undivided Family	0	0	0	0.00	0.00	0.00	0.00	0.00	
	(b) Central Government/ State Government(s)	0	0	0	0.00	0.00	0.00	0.00	0.00	
	(c) Bodies Corporate	1	101433	101433	1.00	1.00	1.00	0.00	0.00	
	(d) Financial Institutions/ Banks	0	0	0	0.00	0.00	0.00	0.00	0.00	
	(e) Any Other (specify)	0	0	0	0.00	0.00	0.00	0.00	0.00	
	Sub-Total (A)(1)	1	101433	101433	1.00	1.00	1.00	0.00	0.00	
	(2) Foreign	0	0	0	0.00	0.00	0.00	0.00	0.00	
	(a) Individuals (Non-Resident Individuals/ Foreign Individuals)	0	0	0	0.00	0.00	0.00	0.00	0.00	
	(b) Bodies Corporate	1	6762000	6762000	66.67	66.67	66.67	0.00	0.00	
	(c) Institutions	0	0	0	0.00	0.00	0.00	0.00	0.00	
	(d) Qualified Foreign Investor	0	0	0	0.00	0.00	0.00	0.00	0.00	
	(e) Any Other (specify)	0	0	0	0.00	0.00	0.00	0.00	0.00	
	Sub-Total (A)(2)	1	6762000	6762000	66.67	66.67	66.67	0.00	0.00	
	Total Shareholding of Promoter and Promoter Group (A)=(A)(1)+(A)(2)	2	6863433	6863433	67.67	67.67	67.67	0.00	0.00	




Category code	Category of shareholder	Number of shareholders	Total number of shares	Number of shares held in dematerialized form	Total shareholding as a percentage of total number of shares	As a percentage of (A+B)	As a percentage of (A+B+C)	Number of shares	Shares Pledged or otherwise encumbered
(B)	(II)	(III)	(IV)	(V)	(VI)	(VII)	(VIII)	(IX) = (VIII)/(IV)* 100	
	Public shareholding								
	(I) Institutions								
	(a) Mutual Funds/ UTI	2	47621	47601	0.47	0.47	N.A	N.A	
	(b) Financial Institutions/ Banks	5	900	600	0.01	0.01	N.A	N.A	
	(c) Central Government/ State Government(s)	0	0	0	0.00	0.00	N.A	N.A	
	(d) Venture Capital Funds	0	0	0	0.00	0.00	N.A	N.A	
	(e) Insurance Companies	0	0	0	0.00	0.00	N.A	N.A	
	(f) Foreign Institutional Investors	1	175000	175000	1.73	1.73	N.A	N.A	
	(g) Foreign Venture Capital Investors	0	0	0	0.00	0.00	N.A	N.A	
	(h) Qualified Foreign Investor	0	0	0	0.00	0.00	N.A	N.A	
	(i) Any Other (specify)	0	0	0	0.00	0.00	N.A	N.A	
	Sub-Total (B)(1)	8	223521	223201	2.20	2.20	N.A	N.A	
	(2) Non-institutions								
	(a) Bodies Corporate	252	613897	612754	6.05	6.05	N.A	N.A	
	(b) Individuals -								
	i. Individual shareholders holding nominal share capital up to Rs. 1 lakh.	10235	1731645	1522834	17.07	17.07	N.A	N.A	
	ii. Individual shareholders holding nominal share capital in excess of Rs. 1 lakh.	22	538145	538145	5.31	5.31	N.A	N.A	
	(c) Qualified Foreign Investor	0	0	0	0.00	0.00	N.A	N.A	
	(d) Any Other (specify)								
	(d-i) Non-resident Indian/OCB	285	136817	113315	1.35	1.35	N.A	N.A	
	(d-ii) Clearing Member	52	35452	35452	0.35	0.35	N.A	N.A	
	(d-iii) Trust	2	161	161	0.00	0.00	N.A	N.A	
	Sub-Total (B)(2)	10848	3056117	2822661	30.13	30.13	N.A	N.A	
	Total Public Shareholding (B)= (B)(1)+(B)(2)	10856	3279638	3045862	32.33	32.33	N.A	N.A	
	TOTAL (A)+(B)	10858	10143071	9909295	100.00	100.00	N.A	N.A	




Category code	Category of shareholder	Number of shareholders	Total number of shares	Number of shares held in dematerialized form	Total shareholding as a percentage of total number of shares	As a percentage of (A+B)	As a percentage of (A+B+C)	Number of shares	Shares Pledged or otherwise encumbered	As a percentage (DX) = (VIIII)/(IV) * 100
(D)	(II)	(III)	(IV)	(V)	(VI)	(VII)	(VIII)	(IX)	(X)	(XI)
(C)	Shares held by Custodians and against which Depository Receipts have been issued	NIL	NA	NA	NA	NA	NA	NA	NA	NA
(1)	Promoter and Promoter Group	NIL	NA	NA	NA	NA	NA	NA	NA	NA
(2)	Public	NIL	NA	NA	NA	NA	NA	NA	NA	NA
	GRAND TOTAL (A)+(B)+(C)	10858	10143071	9909295	100.00	100.00	100.00	0.00	0.00	0.00

NA - NOT APPLICABLE




(1)(b) Statement showing holding of securities (including shares, warrants, convertible securities) of persons belonging to the category "Promoter and Promoter Group"

Sr. No.	Name of the shareholder	Details of shares held			Encumbered shares			Details of Warrants			Details of Convertible Securities		Total shares (including underlying shares assuming full conversion of warrants and convertible securities) as a % of diluted share capital
		Number of shares held	As a % of grand total (A)/(B)+(C)	of (A)+(B)+(C)	Number	As a percentage	As a % of grand total (A)+(B)+(C) (I/a)	Number of warrants held	As a % total number of warrants of the same class	Number of convertible securities held	As a % total number of convertible securities of the same class		
(i)	(ii)	(iii)	(iv)	(v)	(vi)	(vii)	(viii)	(ix)	(x)	(xi)	(xii)	(xiii)	
1	Honda Motor Co. Ltd.	6,762,000	66.67		0.00	0.00	0.00	0.00	0.00	0.00	0.00	66.67	
2	Usha International Limited	101,433	1.00		0.00	0.00	0.00	0.00	0.00	0.00	0.00	1.00	
TOTAL		6,863,433	67.67		0.00	0.00	0.00	0.00	0.00	0.00	0.00	67.67	



(1)(c)(i) Statement showing holding of securities (including shares, warrants, convertible securities) of persons belonging to the category "Public" and holding more than 1% of the total number of shares

Sr. No.	Name of the Shareholder	Number of shares held	Shares as a percentage of total number of shares i.e., Grand Total (A)+(B)+(C) indicated in Statement at para (1)(a) above;	Details of Warrants	Details of Securities	Details of Convertible Securities	Total shares (including underlying shares assuming full conversion of warrants and convertible securities) as a % of diluted share capital	PAN
1	ALCHEMY INDIA LONG TERM FUND LIMITED	173000	1.73	NA	NA	NA	1.73	AAGCA9209G
2	SHREE CAPITAL SERVICES LTD	164326	1.62	NA	NA	NA	1.62	AAGCSS082D
3	PARAM CAPITAL RESEARCH PRIVATE LIMITED	126869	1.25	NA	NA	NA	1.25	AAACPS047P
4	PRASOON HARSHAD BHATT	101700	1.00	NA	NA	NA	1.00	AAFPB1640L
	Total	567895	5.60	NA	NA	NA	5.60	



(1)(c)(ii) Statement showing holding of securities (including shares, warrants, convertible securities) of persons (together with PAC) belonging to the category "Public" and holding more than 5% of the total number of shares of the Company

Sr. No.	Name(s) of the shareholder(s) and the persons acting in concert (PAC) with them	Number of shares	Shares as a percentage of total number of shares (i.e., Grand Total (A)+(B)+(C) indicated in Statement at para (1)(a) above)	Details of Warrants		Details of Securities		Details of Convertible Securities		Total shares (including underlying shares assuming full conversion of warrants and convertible securities) as a % of diluted share capital
				Number of warrants held	As a % total number of warrants of the same class	Number of convertible securities held	% w.r.t. total convertible securities of the same class	Number of convertible securities held	% w.r.t. total convertible securities of the same class	
NA		NIL	NIL	NIL	NIL	NIL	NIL	NIL	NIL	NIL




(D)(d) Statement showing details of locked-in shares

Sr. No.	Name of the shareholder	Category of Shareholders (Promoters / Public)	Number of locked-in shares	Locked-in shares as a percentage of total number of shares i.e., Grand Total (A)+(B)+(C) indicated in Statement at para (D)(a) above)
	NA	NA	NIL	NIL



(11) (a) Statement showing details of Depository Receipts (DRs)

Sr. No.	Type of outstanding DR (ADRs, GDRs, SDRs, etc.)	Number of outstanding DRs	Number of shares underlying outstanding DRs	Shares underlying outstanding DRs as a percentage of total number of shares i.e., Grand Total (A)+(B)+(C) indicated in Statement at para (1)(a) above)
1	NA		NIL	



(U)(b) Statement showing holding of Depository Receipts (DRs), where underlying shares held by promoter/promoter group, are in excess of 1% of the total number of shares

Sr. No.	Name of the DR Holder	Type of outstanding DR (ADRs, GDRs, SDRs, etc.)	Number of shares underlying outstanding DRs	Shares underlying outstanding DRs as a percentage of total number of shares (i.e., Grand Total (A)+(B)+(C) indicated in Statement at para (1)(a) above)
1	NA	NA	NIL	NIL
TOTAL			NIL	NIL



(III) (a) Statement showing the voting pattern of shareholders, if more than one class of shares/securities is issued by the issuer: **NOT**

APPLICABLE

(Give description of voting rights for each class of security. :
 Class X:
 Class Y:
 Class Z:)

Category code	Category of shareholder	Number of Voting Rights held in each class of securities			Total Voting Rights (III+IV+V)	Total Voting Rights i.e. (VI)	
		Class X	Class Y	Class Z		As a percentage of (A+B)	As a percentage of (A+B+C)
(I)	(II)	(III)	(IV)	(V)	(VI)	(VII)	(VIII)
(A)	Promoter and Promoter Group						
1	Indian						
(a)	Individuals/ Hindu Undivided Family						
(b)	Central Government/ State Government(s)						
(c)	Bodies Corporate						
(d)	Financial Institutions/ Banks						
(e)	Any Other (specify)						
	Sub-Total (A)(1)						
2	Foreign						
(a)	Individuals (Non-Resident Individuals/ Foreign Individuals)						
(b)	Bodies Corporate						
(c)	Institutions						
(d)	Any Other (specify)						
	Sub-Total (A)(2)						
	Total Shareholding of Promoter and Promoter Group (A)= (A)(1)+(A)(2)						
(B)	Public shareholding						
1	Institutions						
(a)	Mutual Funds/UTI						
(b)	Financial Institutions/ Banks						
(c)	Central Government/ State Government(s)						
(d)	Venture Capital Funds						
(e)	Insurance Companies						
(f)	Foreign Institutional Investors						
(g)	Foreign Venture Capital Investors						
(h)	Any Other (specify)						
	Sub-Total (B)(1)						
2	Non-institutions						
(a)	Bodies Corporate						
(b)	Individuals -						
	i. Individual shareholders holding nominal share capital up to Rs. 1 lakh.						
	ii. Individual shareholders holding nominal share capital in excess of Rs. 1 lakh.						
(c)	Any Other (specify)						
	Sub-Total (B)(2)						
	Total Public Shareholding (B)= (B)(1)+(B)(2)						
	TOTAL (A)+(B)						
(C)	Shares held by Custodians and against which Depository Receipts have been issued						
	GRAND TOTAL (A)+(B)+(C)						

