


NAME OF THE COMPANY : I-POWER
 SCRIP CODE : S12405
 QUARTER ENDED :
 SHAREHOLDING PATTERN AS ON : 30-Sep-2014

NAME OF THE SCRIP :

CLASS OF SECURITY : EQUITY

	No. of Partly paid-up shares	As a % of total no. of Partly paid-up shares	As a % of total no. of shares of the company
Partly paid-up shares:-			
Held by promoter/promoter group			
Held by public			
Total - D			
Outstanding convertible securities:-			
	No. of outstanding securities	As a % of total no. of outstanding convertible securities	As a % of total no. of shares of the company, assuming full conversion of the convertible securities
Held by promoter/promoter group			
Held by public			
Total - E			
Warrants:-			
	No. of warrants	As a % of total no. of warrants	As a % of total no. of shares of the company, assuming full conversion of warrants
Held by promoter/promoter group			
Held by public			
Total - F			
Total Paid-up Capital of the company, assuming full Conversion of warrants and convertible securities	4449000		



CLAUSE 15
Introductory sub-table (1)(a)

NAME OF THE COMPANY : I-POWER
SCRIP CODE :
QUARTER ENDED :
SHAREHOLDING PATTERN AS ON : 30-Sep-2014

NAME OF THE SCRIP :

CLASS OF SECURITY : EQUITY

STATEMENT SHOWING SHAREHOLDING PATTERN
TABLE (1)(a)

CATEGORY SHARE HOLDER CODE	NO. OF HOLDERS	TOTAL NO. OF SHARES	SHARES IN DEMAT	TOTAL SHAREHOLDING AS A PERCENTAGE OF TOTAL NUMBER OF SHARES	AS A % OF (A+B) (VI)	AS A % OF (A+B+C) (VII)	Number of Shares (VIII)	As a Percentage (IX) (VIII)/(IV)*100
A. SHAREHOLDING OF PROMOTER AND PROMOTER GROUP								
1. INDIAN								
a. INDIVIDUALS/HINDU UNDIVIDED FAMILY	2	4550	2500	0.1022	0.1022	0	0.0000	
b. CENTRAL GOVERNMENT/ STATE GOVERNMENT(S)	0	0	0	0.0000	0.0000	0	0.0000	
c. BODIES CORPORATE	0	0	0	0.0000	0.0000	0	0.0000	
d. FINANCIAL INSTITUTIONS/ BANKS	0	0	0	0.0000	0.0000	0	0.0000	
e. ANY OTHER								
SUB - TOTAL (A)(1)	2	4550	2500	0.1022	0.1022	0	0.0000	
2. FOREIGN								
a. INDIVIDUALS (NON- RESIDENT INDIVIDUALS/ FOREIGN INDIVIDUALS)	0	0	0	0.0000	0.0000	0	0.0000	
b. BODIES CORPORATE	0	0	0	0.0000	0.0000	0	0.0000	
c. INSTITUTIONS	0	0	0	0.0000	0.0000	0	0.0000	
d. QUALIFIED FOREIGN INVESTOR	0	0	0	0.0000	0.0000	0	0.0000	
e. ANY OTHER DIRECTORS/RELATIVE NRI	3	3118631	3117431	70.0973	70.0973	0	0.0000	
SUB - TOTAL (A)(2)	3	3118631	3117431	70.0973	70.0973	0	0.0000	
TOTAL SHARE HOLDING OF PROMOTER AND PROMOTER GROUP (A) = (A)(1)+(A)(2)	5	3123181	3119931	70.1996	70.1996	0	0.0000	



NAME OF THE COMPANY : I-POWER
 SCRIIP CODE :
 QUARTER ENDED :
 SHAREHOLDING PATTERN AS ON : 30-Sep-2014

CLAUSE 35
 Introductory sub-table (I)(a)
 NAME OF THE SCRIIP :
 CLASS OF SECURITY : EQUITY

STATEMENT SHOWING SHAREHOLDING PATTERN
 TABLE (I)(a)

CATE GORY CODE	CATEGORY OF SHARE HOLDER	NO. OF HOLDERS	TOTAL NO. OF SHARES	SHARES IN DEMAT	TOTAL SHAREHOLDING AS A PERCENTAGE OF TOTAL NUMBER OF SHARES	AS A % OF (A+B) (VI)	AS A % OF (A+B+C) (VII)	Number of Shares (VIII)	As a percentage (IX) = (VIII)/(IV)*100
	1. INSTITUTIONS								
	a. MUTUAL FUNDS/UTI	0	0	0	0.0000	0.0000	0.0000	NA	NA
	b. FINANCIAL INSTITUTIONS/ BANKS	0	0	0	0.0000	0.0000	0.0000	NA	NA
	c. CENTRAL GOVERNMENT/ STATE GOVERNMENT(S)	0	0	0	0.0000	0.0000	0.0000	NA	NA
	d. VENTURE CAPITAL FUNDS	0	0	0	0.0000	0.0000	0.0000	NA	NA
	e. INSURANCE COMPANIES	0	0	0	0.0000	0.0000	0.0000	NA	NA
	f. FOREIGN INSTITUTIONAL INVESTORS	0	0	0	0.0000	0.0000	0.0000	NA	NA
	g. FOREIGN VENTURE CAPITAL INVESTORS	0	0	0	0.0000	0.0000	0.0000	NA	NA
	h. QUALIFIED FOREIGN INVESTOR	0	0	0	0.0000	0.0000	0.0000	NA	NA
	i. ANY OTHER	0	0	0	0.0000	0.0000	0.0000	NA	NA
SUB -- TOTAL (B)(1)		0	0	0	0.0000	0.0000	0.0000	NA	NA



NAME OF THE COMPANY : I-POWER
SCRIP CODE :
QUARTER ENDED :
SHAREHOLDING PATTERN AS ON : 30-Sep-2014

NAME OF THE SCRIP :
CLASS OF SECURITY : EQUITY

STATEMENT SHOWING SHAREHOLDING PATTERN


TABLE (I)(a)

DATE CATEGORY OF SHARE HOLDER CODE	NO. OF HOLDERS	TOTAL NO. OF SHARES	SHARES IN DEMAT	TOTAL SHAREHOLDING AS A PERCENTAGE OF TOTAL NUMBER OF SHARES	AS A % OF (A+B) (VI)	AS A % OF (A+B+C) (VII)	Number of shares (VIII)	As a Percentage (IX)= (VIII)/(IV)*100
2. NON-INSTITUTIONS								
a. BODIES CORPORATE	50	82928	82928	1.8639	1.8639	NA	NA	NA
b. INDIVIDUALS - I INDIVIDUAL SHAREHOLDERS HOLDING NOMINAL SHARE CAPITAL UP TO RS. 1 LAKH	1562	911412	901862	20.4857	20.4857	NA	NA	NA
II INDIVIDUAL SHAREHOLDERS HOLDING NOMINAL SHARE CAPITAL IN EXCESS OF RS. 1 LAKH	11	271973	271973	6.1131	6.1131	NA	NA	NA
c. QUALIFIED FOREIGN INVESTOR								
	0	0	0	0.0000	0.0000	NA	NA	NA
d. ANY OTHER CLEARING MEMBERS DIRECTORS AND THEIR RELATIVES HINDU UNDIVIDED FAMILIES NON RESIDENT INDIANS								
	1	1000	1000	0.0224	0.0224	NA	NA	NA
	1	200	200	0.0044	0.0044	NA	NA	NA
	33	54282	54282	1.2200	1.2200	NA	NA	NA
	4	4024	4024	0.0904	0.0904	NA	NA	NA
	39	59506	59506	1.3375	1.3375	NA	NA	NA
SUB - TOTAL (B)(2)								
	1662	1325819	1316269	29.8003	29.8003	NA	NA	NA
TOTAL PUBLIC SHAREHOLDING (B) = (B)(1)+(B)(2)								
	1662	1325819	1316269	29.8003	29.8003	NA	NA	NA
TOTAL (A)+(B)								
	1667	4449000	4436200	100.0000	100.0000	0	0	0.0000
C. SHARES HELD BY CUSTODIANS AND AGAINST WHICH DEPOSITORY RECEIPTS HAVE BEEN ISSUED								
Promoter and Promoter Group Public								
	0	0	0	0.0000	0.0000	NA	NA	NA
	0	0	0	0.0000	0.0000	NA	NA	NA
TOTAL CUSTODIAN (C)								
	0	0	0	0.0000	0.0000	NA	NA	NA
GRAND TOTAL (A)+(B)+(C)								
	1667	4449000	4436200	100.0000	100.0000	0	0	0.0000



I-POWER
 (1)(b) Statement showing holding of securities (including shares, warrants, convertible securities) of persons belonging to the category "Promoter and Promoter Group" - 30-Sep-2014

Sr. No.	Name of the shareholder	Details of Shares held				Encumbered shares (K)			Details of warrants		Details of convertible securities			Total shares (including underlying shares assuming full conversion of convertible securities) as a % of diluted share capital (XII)
		No. of Shares held	As a % of grand total (A)+(B)+(C)	No. of Shares held	As a percentage (VI) = (U)/(III)*100	As a % of grand total (A)+(B)+(C) of sub-clause (I)(a)	Number of warrants held	As a % total number of warrants of the same class	Number of convertible securities held	As a % total number of convertible securities of the same class	Number of convertible securities held	As a % total number of convertible securities of the same class		
(1)	(II)	(III)	(IV)	(V)	(VI) = (U)/(III)*100	(VII)	(VIII)	(IX)	(X)	(XI)	(XII)			
1	IP. RAJESHKUMAR BABU	20501	0.0460	0	0.0000	0.0000	0	0.0000	0	0.0000	0	0.0000	0.0460	
2	VENKATAPPA PARANDHARAN	12001	0.0269	0	0.0000	0.0000	0	0.0000	0	0.0000	0	0.0000	0.0269	
3	VENKATAPPA PARANDHARAN	106641	2.3974	0	0.0000	0.0000	0	0.0000	0	0.0000	0	0.0000	2.3974	
4	VENKATAPPA PARANDHARAN	25001	0.0561	0	0.0000	0.0000	0	0.0000	0	0.0000	0	0.0000	0.0561	
5	VENKATAPPA PARANDHARAN	3010767	67.6728	0	0.0000	0.0000	0	0.0000	0	0.0000	0	0.0000	67.6728	
TOTAL		3123181	70.1996	0	0.0000	0.0000	0	0.0000	0	0.0000	0	0.0000	70.1996	



I-POWER
 (1)(C)(1) Statement showing holding of securities (including shares, warrants, convertible securities) of persons belonging to the
 category "Public" and holding more than 1% of the total number of shares - 30-Sep-2014


Sr. No.	Name of the shareholder	No. of Shares held	Shares as a percentage of total number of shares (i.e., Grand Total (A)+(B)+(C) indicated in Statement at para(1)(a) above)	Details of warrants		Details of convertible securities		Total shares (including underlying shares assuming full conversion of warrants and convertible securities) as a % of diluted share capital
				Number of warrants held	As a % of total number of warrants of the same class	Number of convertible securities held	% w.r.t total number of convertible securities of the same class	
1	KOHINDRA NEERAJA	46747	1.0507	0	0.0000	0	0.0000	1.0507
2	RAHASUBRAMANIAM C	58491	1.3146	0	0.0000	0	0.0000	1.3146
TOTAL		105238	2.3654	0	0.0000	0	0.0000	2.3654



I-POWER
(1)(c)(ii)


Statement showing holding of securities (including shares, warrants, convertible securities) of persons (together with PAC) belonging to the category "Public" and holding more than 5% of the total number of shares of the company - 30-Sep-2014

Sr.No	Name(s) of the shareholder(s) and the Persons Acting in Concert (PAC) with them	No. of Shares held	Shares as a percentage of total number of shares (i.e., Grand Total (A)+(B)+(C) indicated in Statement at para(I)(a) above)	Details of warrants		Details of convertible securities		Total shares (including underlying shares assuming full conversion of warrants and convertible securities) as a % of diluted share capital
				Number of warrants held	As a % total number of warrants of the same class	Number of convertible securities held	% u.r.t total number of convertible securities of the same class	
	NIL							



I-POWER
 (1)(d) STATEMENT SHOWING DETAILS OF LOCKED-IN SHARES -30-Sep-2014

Sl. No NAME OF THE SHARE HOLDER	NUMBER OF LOCKED IN SHARES	LOCKED-IN SHARES AS A % OF TOTAL NUMBER OF SHARES (i.e., GRAND TOTAL (A)+(B)+(C) INDICATED IN STATEMENT AT PARA (1)(a) ABOVE)	Promoter / Proprietor / Group / Public
NIL			



I-POWER
 (11)(a) STATEMENT SHOWING DETAILS OF DEPOSITORY RECEIPTS (DRs) - 30-Sep-2014

SL.NO	TYPE OF OUTSTANDING DR (ADRS, GDRs, SDRs,etc.)	NUMBER OF OUTSTANDING DRs	NUMBER OF SHARES UNDERLYING OUTSTANDING DRs	SHARES UNDERLYING OUTSTANDING DRs AS A % OF TOTAL NUMBER OF SHARES (i.e., GRAND TOTAL (A)+(B)+(C) INDICATED IN STATEMENT AT PARA (1)(a) (ABOVE)
	NIL			



I-POWER
 (11)(b) STATEMENT SHOWING HOLDING OF DEPOSITORY RECEIPTS (DRs), WHERE UNDERLYING SHARES HELD BY
 PROMOTER/PROMOTER GROUP ARE IN EXCESS OF 1% OF THE TOTAL NUMBER OF SHARES - 30-Sep-2014

Sl. No	Name of the DR Holder	Type of Outstanding DR (ADRs, GDRs, SDRs, etc.)	Number of Shares Underlying Outstanding DRs	Shares Underlying Outstanding DRs as a % of Total Number of Shares (i.e., Grand Total (A)+(B)+(C) Indicated in Statement at Para (1)(a) Above)
	NIL			



TABLE
 (11)(a) STATEMENT SHOWING THE VOTING PATTERN OF SHAREHOLDERS, IF MORE THAN ONE CLASS OF SHARES / SECURITIES
 IS ISSUED BY THE ISSUER.

CATEGORY OF SHARE HOLDER	NUMBER OF VOTING RIGHTS HELD IN EACH CLASS OF SECURITIES			TOTAL VOTING RIGHTS (III+IV+V)	TOTAL VOTING RIGHTS I.e. (VI)
	CLASS X (III)	CLASS Y (IV)	CLASS Z (V)		
(A) PROMOTER AND PROMOTER GROUP				(VI)	
(1) INDIAN					
(a) INDIVIDUALS/HINDU UNDIVIDED FAMILY					
(b) CENTRAL GOVERNMENT / STATE GOVERNMENT(S)					
(c) BODIES CORPORATE					
(d) FINANCIAL INSTITUTIONS / BANKS					
(e) ANY OTHER (SPECIFY)					
SUB-TOTAL(A)(1)					
(2) FOREIGN					
(a) INDIVIDUALS (NON-RESIDENT INDIVIDUALS / FOREIGN INDIVIDUALS)					
(b) BODIES CORPORATE					
(c) INSTITUTIONS					
(d) ANY OTHER					
SUB-TOTAL(A)(2)					
TOTAL SHAREHOLDING OF PROMOTER AND PROMOTER GROUP (A)=(A)(1)+(A)(2)					



0-FORMER
 (11)(a) STATEMENT SHOWING THE VOTING PATTERNS OF SHAREHOLDERS, IF MORE THAN ONE CLASS OF SHARES / SECURITIES
 IS ISSUED BY THE ISSUER.

	(1)	(11)	(111)	(11V)	(1V)	(VI)	(VII)	(VIII)
(8) PUBLIC SHAREHOLDING								
(1) INSTITUTIONS								
(a) MUTUAL FUNDS / UTI								
(b) FINANCIAL INSTITUTIONS / BANKS								
(c) CENTRAL GOVERNMENT / STATE GOVERNMENT(S)								
(d) VENTURE CAPITAL FUNDS								
(e) INSURANCE COMPANIES								
(f) FOREIGN INSTITUTIONAL INVESTORS								
(g) FOREIGN VENTURE CAPITAL INVESTORS								
(h) ANY OTHER (SPECIFY)								
SUB-TOTAL (B)(1)								
(2) NON-INSTITUTIONS								
(a) BODIES CORPORATE								
(b) INDIVIDUALS -								
I. INDIVIDUAL SHAREHOLDERS HOLDING NOMINAL SHARECAPITAL UP TO RS. 1 LAKH								
II. INDIVIDUAL SHAREHOLDERS HOLDING NOMINAL SHARECAPITAL IN EXCESS OF RS. 1 LAKH								
(c) ANY OTHER (SPECIFY)								
SUB-TOTAL (B)(2)								
TOTAL PUBLIC SHAREHOLDING (B)=(B)(1)+(B)(2)								
TOTAL (A)+(B)								
(C) SHARES HELD BY CUSTOMERS AND AGAINST WHICH DEPOSITARY RECEIPTS HAVE BEEN ISSUED								
Grand Total (A)+(B)+(C)								

