

Introductory sub-table (I)(a)


Name of the Company: ISMT Limited			
Scrip Code, Name of the scrip, class of security: 532479,Equity			
Quarter ended: September 30, 2014			
Partly paid-up shares:-			
	No. of partly paid-up shares	As a % of total no. of partly paid-up shares	As a % of total no. of shares of the company
Held by promoter/promoter group	0	0	0
Held by public	0	0	0
Total	0	0	0
Outstanding convertible securities:-			
	No. of outstanding securities	As a % of total no. of outstanding convertible securities	As a % of total no. of shares of the company, assuming full conversion of the convertible securities
Held by promoter/promoter group	0	0	0
Held by public	0	0	0
Total	0	0	0
Warrants:-			
	No. of warrants	As a % of total no. of warrants	As a % of total no. of shares of the company, assuming full conversion of warrants
Held by promoter/promoter group	0	0	0
Held by public	0	0	0
Total	0	0	0
Total paid-up capital of the company, assuming full conversion of warrants and convertible securities			146501383



Statement Showing Shareholding Pattern								
Category code	Category of Shareholder	Number of Shareholders	Table (I)(a)		Total shareholding as a percentage of total number of shares		Shares Pledged or otherwise encumbered	
			Total number of shares	Number of shares held in dematerialized form	As a percentage of (A+B) ¹	As a percentage of (A+B+C)	Number of shares	As a percentage
(i)	(ii)	(iii)	(iv)	(v)	(vi)	(vii)	(viii)	(ix) = (viii)/(iv)*100
(A)	Shareholding of Promoter and Promoter Group ²							
1	Indian							
(a)	Individuals/ Hindu Undivided Family	19	4967553	4967553	3.39	3.39	0	0.00
(b)	Central Government/ State Government(s)	0	0	0	0.00	0.00	0	0.00
(c)	Bodies Corporate	16	71542258	70975708	48.83	48.83	0	0.00
(d)	Financial Institutions/ Banks	0	0	0	0.00	0.00	0	0.00
(e)	Any Others(Specify)	0	0	0	0.00	0.00	0	0.00
	Sub Total(A)(1)	35	76509811	75943261	52.22	52.22	0	0.00
2	Foreign							
a	Individuals (Non-Residents Individuals/ Foreign Individuals)	0	0	0	0.00	0.00	0	0.00
b	Bodies Corporate	0	0	0	0.00	0.00	0	0.00
c	Institutions	0	0	0	0.00	0.00	0	0.00
d	Qualified Foreign Investor	0	0	0	0.00	0.00	0	0.00
e	Any Others(Specify)	0	0	0	0.00	0.00	0	0.00
	Sub Total(A)(2)	0	0	0	0.00	0.00	0	0.00
	Total Shareholding of Promoter and	35	76509811	75943261	52.22	52.22	0	0.00
(B)	Public shareholding							
1	Institutions							
(a)	Mutual Funds/ UTI	13	75395	8589	0.05	0.05	0	0.00
(b)	Financial Institutions / Banks	24	2012078	2002702	1.37	1.37	0	0.00
(c)	Central Government/ State Government(s)	0	0	0	0.00	0.00	0	0.00
(d)	Venture Capital Funds	0	0	0	0.00	0.00	0	0.00
(e)	Insurance Companies	0	0	0	0.00	0.00	0	0.00
(f)	Foreign Institutional Investors	10	4841471	4825971	3.30	3.30	0	0.00
(g)	Foreign Venture Capital Investors	0	0	0	0.00	0.00	0	0.00
(h)	Qualified Foreign Investor	0	0	0	0.00	0.00	0	0.00
(i)	Any Other (specify)	0	0	0	0.00	0.00	0	0.00
	Sub-Total (B)(1)	47	6928944	6837262	4.73	4.73	0.00	0.00
B 2	Non-institutions							
(a)	Bodies Corporate	849	10096854	9910369	6.89	6.89	0	0.00
(b)	Individuals							
I	Individuals -i. Individual shareholders holding nominal share capital up to Rs 1 lakh	120645	27767132	17167684	18.95	18.95	0	0.00
II	ii. Individual shareholders holding nominal share capital in excess of Rs. 1 lakh.	114	14948286	14877659	10.20	10.20	0	0.00
(c)	Qualified Foreign Investor	0	0	0	0.00	0.00	0	0.00
(d)	Any Other (specify)							
(d-i)	Trusts	5	6594391	1381113	4.50	4.50	0	0.00
(d-ii)	Non-Residents	7509	3655965	1080378	2.50	2.50	0	0.00
	Sub-Total (B)(2)	129122	63062628	44417203	43.05	43.05	0	0.00
(B)	Total Public Shareholding (B)= (B)(1)+(B)(2)	129169	69991572	51254465	47.78	47.78	0	0.00
	TOTAL (A)+(B)	129204	146501383	127197726	100.00	100.00	0	0.00
(C)	Shares held by Custodians and against which Depository Receipts have been issued							
1	Promoter and Promoter Group	0	0	0	0.00	0.00	0	0.00
2	Public	0	0	0	0.00	0.00	0	0.00
	Sub-Total (C)	0	0	0	0.00	0.00	0	0.00
	GRAND TOTAL (A)+(B)+(C)	129204	146501383	127197726	100.00	100.00	0	0.00



Sr.No	Notes
1	Total Foreign Shareholding is 8497436 i.e. 5.80%
2	
3	
4	
5	
6	
7	
8	
9	



(f)(b) Statement showing holding of securities (including shares, warrants, convertible securities) of persons belonging to the category "Promoter and Promoter Group"

Sr. No.	Name of the shareholder	Details of Shares held		Encumbered shares (*)		Details of warrants			Details of convertible securities		Total shares (including underlying shares assuming full conversion of warrants and convertible securities) as a % of diluted share capital
		Number of shares held	As a % of grand total (A) +(B) +(C)	No.	As a percentage	As a % of grand total (A)+(B)+(C) of sub-clause (I)(a)	Number of warrants held	As a % total number of warrants of the same class	Number of convertible securities held	As a % total number of convertible securities of the same class	
(i)	(ii)	(iii)	(iv)	(v)	(vi)=(v)/(iii)*100	(vii)	(viii)	(ix)	(x)	(xi)	(xii)
1	Indian Seamless Enterprises Ltd	55533788	37.91	0	0.00	0.00	0	0	0	0	0
2	Vishkul Leather Garments Private Ltd	14282179	9.75	0	0.00	0.00	0	0	0	0	0
3	Misirilal Mines Private Limited	601197	0.41	0	0.00	0.00	0	0	0	0	0
4	Tulika Estate & Holding Private Ltd	543023	0.37	0	0.00	0.00	0	0	0	0	0
5	Satya Leasing Company Limited	304027	0.21	0	0.00	0.00	0	0	0	0	0
6	Prismo (India) Limited	210872	0.14	0	0.00	0.00	0	0	0	0	0
7	Shentracon Finalease Private Ltd	24802	0.02	0	0.00	0.00	0	0	0	0	0
8	Misirilal Properties Private Ltd	23527	0.02	0	0.00	0.00	0	0	0	0	0
9	Shentracon Holdings Private Limited	18543	0.01	0	0.00	0.00	0	0	0	0	0
10	Lighte Technologies Private Limited	300	0.00	0	0.00	0.00	0	0	0	0	0
11	Ashok Kumar Jain (HUF)	2511301	1.71	0	0.00	0.00	0	0	0	0	0
12	Salih Baldev Taneja	234040	0.16	0	0.00	0.00	0	0	0	0	0
13	B R Taneja	90793	0.06	0	0.00	0.00	0	0	0	0	0
14	Jagdish Prasad Sureka	120380	0.08	0	0.00	0.00	0	0	0	0	0
15	Tara Jain	1414848	0.97	0	0.00	0.00	0	0	0	0	0
16	Ramesh Sureka	132155	0.09	0	0.00	0.00	0	0	0	0	0
17	Savitri Devi Sureka	99386	0.07	0	0.00	0.00	0	0	0	0	0
18	Raj K Sureka	85754	0.06	0	0.00	0.00	0	0	0	0	0
19	Sanjay Sureka	77423	0.05	0	0.00	0.00	0	0	0	0	0
20	Alka P Mehta	73473	0.05	0	0.00	0.00	0	0	0	0	0
21	Manju Banka	15600	0.01	0	0.00	0.00	0	0	0	0	0
22	Aayushi Jain	41424	0.03	0	0.00	0.00	0	0	0	0	0
23	Mini Sureka	20450	0.01	0	0.00	0.00	0	0	0	0	0
24	Priti Sureka	20213	0.01	0	0.00	0.00	0	0	0	0	0
25	Akshay Jain	10313	0.01	0	0.00	0.00	0	0	0	0	0
26	Rohin Raj Sureka	10000	0.01	0	0.00	0.00	0	0	0	0	0
27	Avishi Sureka	10000	0.01	0	0.00	0.00	0	0	0	0	0
TOTAL		76509811	52.22	0	0.00	0.00	0	0	0	0	0

(*) The term "encumbrance" has the same meaning as assigned to it in regulation 28(3) of the SAST Regulations, 2011




(I)(c)(i) Statement showing holding of securities (including shares, warrants, convertible securities) of persons belonging to the category "Public" and holding more than 1% of the total number of shares

Sr. No.	Name of the shareholder	Number of shares held	Shares as a percentage of total number of shares {i.e., Grand Total (A)+(B)+(C) indicated in Statement at para (I)(a) above}	Details of warrants		Details of convertible securities		Total shares (including underlying shares assuming full conversion of warrants and convertible securities) as a % of diluted share capital
				Number of warrants held	As a % total number of warrants of the same class	Number of convertible securities held	% w.r.t total number of convertible securities of the same class	
1	Jiten Kirtanlal Shah	7555305	5.16	0	0	0	0	0
2	ISSAL Employee Welfare Fund	5000000	3.41	0	0	0	0	0
3	East Coast Securities Ltd	4822676	3.29	0	0	0	0	0
4	Life Insurance Corporation of India	1983208	1.35	0	0	0	0	0
TOTAL		19361189	13.22	0	0	0	0	0




(I)(c)(ii) Statement showing holding of securities (including shares, warrants, convertible securities) of persons (together with PAC) belonging to the category "Public" and holding more than 5% of the total number of shares of the company

Sr. No.	Name(s) of the shareholder(s) and the Persons Acting in Concert (PAC) with them	Number of shares	Shares as a percentage of total number of shares {i.e., Grand Total (A)+(B)+(C) indicated in Statement at para (I)(a) above}	Details of warrants		Details of convertible securities		Total shares (including underlying shares assuming full conversion of warrants and convertible securities) as a % of diluted share capital
				Number of warrants	As a % total number of warrants of the same class	Number of convertible securities held	% w.r.t total number of convertible securities of the same class	
1	Jiten Kirtanlal Shah	7555305	5.16	0	0	0	0	0
TOTAL		7555305	5.16	0	0	0	0	0




(D)(d) Statement showing details of locked-in shares

Sr. No.	Name of the shareholder	Number of locked-in shares	Locked-in shares as a percentage of total number of shares {i.e., Grand Total (A)+(B)+(C) indicated in Statement at para (D)(a) above}
1	Not Applicable	0	0.00
TOTAL		0	0.00



(II)(a) Statement showing details of Depository Receipts (DRs)

Sr. No.	Type of outstanding DR (ADRs, GDRs, SDRs, etc.)	Number of outstanding DRs	Number of shares underlying outstanding DRs	Shares underlying outstanding DRs as a percentage of total number of shares {i.e., Grand Total (A)+(B)+(C) indicated in Statement at para (I)(a) above}
1	Not Applicable	0	0	0.00
TOTAL		0	0	0.00



(II)(b) Statement showing holding of Depository Receipts (DRs), where underlying shares held by "promoter/promoter group" are in excess of 1% of the total number of shares

Sr. No.	Name of the DR Holder	Type of outstanding DR (ADRs, GDRs, SDRs, etc.)	Number of shares underlying outstanding DRs	Shares underlying outstanding DRs as a percentage of total number of shares (i.e., Grand Total (A)+(B)+(C) indicated in Statement at para (I)(a) above)
1	Not Applicable	0	0	0.00
TOTAL			0	0.00

For ISMT LIMITED


Company Secretary