



ION EXCHANGE

Refreshing the Planet

Introductory sub-table (I)(a)

Name of the Company: ION EXCHANGE (INDIA) LIMITED			
Scrip Code, Name of the scrip, class of security: 500214, IONEX, EQUITY			
Quarter ended: 30th September, 2014			
Partly paid-up shares:-	No. of partly paid-up shares	As a % of total no. of partly paid-up shares	As a % of total no. of shares of the company
Held by promoter/promoter group	0	0	0
Held by public	0	0	0
Total - D	0	0	0
Outstanding convertible securities:-	No. of outstanding securities	As a % of total no. of outstanding convertible securities	As a % of total no. of shares of the company, assuming full conversion of the convertible securities
Held by promoter/promoter group	0	0	0
Held by public	0	0	0
Total - E	0	0	0
Warrants:-	No. of warrants	As a % of total no. of warrants	As a % of total no. of shares of the company, assuming full conversion of warrants
Held by promoter/promoter group	0	0	0
Held by public	0	0	0
Total - F	0	0	0
Total paid-up capital of the company, assuming full conversion of warrants and convertible securities	14532159		100





Statement Showing Shareholding Pattern								
Category code	Category of Shareholder	Number of Shareholders	Table (I)(a)		Total shareholding as a percentage of total number of shares		Shares Pledged or otherwise encumbered	
			Total number of shares	Number of shares held in dematerialized form	As a percentage of (A+B) ¹	As a percentage of (A+B+C)	Number of shares	As a percentage
			(IV)	(V)	(VI)	(VII)	(VIII)	=(VIII)/(IV)*1
(I)	(II)	(III)	(IV)	(V)	(VI)	(VII)	(VIII)	=(VIII)/(IV)*1
(A)	Shareholding of Promoter and Promoter Group²							
1	Indian							
(a)	Individuals/ Hindu Undivided Family	12	3297917	3297917	22.69	22.69	0	0.00
(b)	Central Government/ State Government(s)	0	0	0	0.00	0.00	0	0.00
(c)	Bodies Corporate	3	488296	253803	3.36	3.36	0	0.00
(d)	Financial Institutions/ Banks	0	0	0	0.00	0.00	0	0.00
(e)	Any Others – Trust	108	2672514	122500	18.39	18.39	0	0.00
	Sub Total(A)(1)	123	6458727	3674220	44.44	44.44	0	0.00
2	Foreign							
a	Individuals (Non-Residents Individuals/	0	0	0	0.00	0.00	0	0.00
b	Bodies Corporate	0	0	0	0.00	0.00	0	0.00
c	Institutions	0	0	0	0.00	0.00	0	0.00
d	Any Others(Specifv)	0	0	0	0.00	0.00	0	0.00
	Sub Total(A)(2)	0	0	0	0.00	0.00	0	0.00
	Total Shareholding of Promoter and Promoter Group (A)= (A)(1)+(A)(2)	123	6458727	3674220	44.44	44.44	0	0.00
(B)	Public shareholding							
1	Institutions							
(a)	Mutual Funds/ UTI	13	5234	50	0.04	0.04		
(b)	Financial Institutions/ Banks	5	377	283	0.00	0.00		
(c)	Central Government/ State Government(s)	0	0	0	0.00	0.00		
(d)	Venture Capital Funds	0	0	0	0.00	0.00		
(e)	Insurance Companies	1	166230	166230	1.14	1.14		
(f)	Foreign Institutional Investors	2	37057	37007	0.25	0.25		
(g)	Foreign Venture Capital Investors	0	0	0	0.00	0.00		
(h)	Any Other (specifv)				0.00	0.00		
	Sub-Total (B)(1)	21	208898	203570	1.44	1.44		
B 2	Non-institutions							
(a)	Bodies Corporate	339	1282484	1269974	8.83	8.83		
(b)	Individuals				0.00	0.00		
I	i. Individual shareholders holding nominal share capital up to Rs 1 lakh	12321	3610730	3014159	24.85	24.85		
II	ii. Individual shareholders holding nominal share capital in excess of Rs. 1 lakh.	69	2816280	2757096	19.38	19.38		
(c)	Any Other (specify)				0.00	0.00		
(c-i)	Trust	1	1010	1010	0.01	0.01		
(c-ii)	NRIs	172	154030	152323	1.06	1.06		






ION EXCHANGE

Refreshing the Planet

	Sub-Total (B)(2)	12902	7864534	7194562	54.12	54.12	
(B)	Total Public Shareholding (B)= (B)(1)+(B)(2)	12923	8073432	7398132	55.56	55.56	
	TOTAL (A)+(B)	13046	14532159	11072352	100.00	100.00	
(C)	Shares held by Custodians and against						
1	Promoter and Promoter Group	0	0	0	0.00	0.00	0 0.00
2	Public				0.00	0.00	
	Sub-Total (C)	0	0	0	0.00	0	0
	GRAND TOTAL (A)+(B)+(C)	13046	14532159	11072352	100.00	100.00	0 0.00



ION EXCHANGE (INDIA) LTD. ^{Page 2} | CIN: L74999MH1964PLC014258

Regd. Office: Ion House, Dr. E. Moses Road, Mahalaxmi, Mumbai - 400 011, India.

Board: +91 22 3989 0909 | Fax: +91 22 2493 8737 | E-mail: iei@ionexchange.co.in | Web: www.ionindia.com

Offices: Bengaluru | Bhubaneswar | Chandigarh | Chennai | Hyderabad | Kolkata | Lucknow | New Delhi | Pune | Vadodara | Vashi | Visakhapatnam



(I)(b) Statement showing holding of securities (including shares, warrants, convertible securities) of persons belonging to the category "Promoter and Promoter Group"

Sr. No.	Name of the shareholder	Details of Shares held		Encumbered shares (*)			Details of warrants		Details of convertible securities		Total shares (including underlying shares assuming full conversion of warrants and convertible securities) as a % of diluted share capital
		Number of shares held	As a % of grand total (A)+(B)+(C)	No.	As a percentage	As a % of grand total (A)+(B)+(C) of sub-class (I)(a)	Number of warrants held	As a % of total number of warrants of the same class	Number of convertible securities held	As a % of total number of convertible securities of the same class	
(I)	(II)	(III)	(IV)	(V)	(VI)=(V)/(III)*100	(VII)	(VIII)	(IX)	(X)	(XI)	(XII)
1	RAJESH SHARMA	781218	5.38		0.00	0.00	0	0	0	0	5.38
2	MAHABIR PRASAD PATNI	711747	4.90	0	0.00	0.00	0	0	0	0	4.90
3	UMA RANGANATHAN	373274	2.57	0	0.00	0.00	0	0	0	0	2.57
4	DINESH SHARMA	588521	4.05	0	0.00	0.00	0	0	0	0	4.05
5	AANKUR PATNI	254668	1.75	0	0.00	0.00	0	0	0	0	1.75
6	BIMAL JAIN	414098	2.85	0	0.00	0.00	0	0	0	0	2.85
7	POONAM SHARMA	49650	0.34	0	0.00	0.00	0	0	0	0	0.34
8	ARUNA SHARMA	107895	0.74	0	0.00	0.00	0	0	0	0	0.74
9	NIRMALA PATNI	8300	0.06	0	0.00	0.00	0	0	0	0	0.06
10	ANITA JAIN	5546	0.04	0	0.00	0.00	0	0	0	0	0.04
11	PALLAVI SHARMA	2000	0.01	0	0.00	0.00	0	0	0	0	0.01
12	NIDHI PATNI	1000	0.01	0	0.00	0.00	0	0	0	0	0.01
13	ION EXCHANGE FINANCIAL PRODUCTS PVT. LTD.	50422	0.35	0	0.00	0.00	0	0	0	0	0.35
14	AQUA INVESTMENTS (INDIA) LTD	253803	1.75	0	0.00	0.00	0	0	0	0	1.75
15	WATERCARE INVESTMENTS (INDIA) LTD	184071	1.27	0	0.00	0.00	0	0	0	0	1.27
16	V G RAJADHYAKSHA A/C HMIL TRUST	9600	0.07	0	0.00	0.00	0	0	0	0	0.07
17	TRUST (IEIL)	2662914	18.32	0	0.00	0.00	0	0	0	0	18.32
TOTAL		6458727	44.44	0	0.00	0.00	0	0	0	0	44.44






ION EXCHANGE

Refreshing the Planet

E

(I)(c)(i) Statement showing holding of securities (including shares, warrants, convertible securities) of persons belonging to the category "Public" and holding more than 1% of the total number of shares

Sr. No.	Name of the shareholder	Number of shares held	Shares as a percentage of total number of shares (i.e., Grand Total (A)+(B)+(C) indicated in Statement at para (I)(a) above}	Details of warrants		Details of convertible securities		Total shares (including underlying shares assuming full conversion of warrants and convertible securities) as a % of diluted share capital
				Number of warrants held	As a % total number of warrants of the same class	Number of convertible securities held	% w.r.t total number of convertible securities of the same class	
1	RAKESH JHUNJHUNWALA	875000	6.02	0	0	0	0	6.02
2	HAMPTON INVESTMENTS PRIVATE LIMITED	462486	3.18	0	0	0	0	3.18
3	MUKUL MAHAVIR PRASAD AGARWAL	199129	1.37	0	0	0	0	1.37
4	GENERAL INSURANCE CORPORATION OF INDIA	166230	1.14	0	0	0	0	1.14
TOTAL		1702845	11.72	0	0	0	0	11.72



Page 1

ION EXCHANGE (INDIA) LTD. | CIN: L74999MH1964PLC014258

Regd. Office: Ion House, Dr. E. Moses Road, Mahalaxmi, Mumbai - 400 011, India.

Board: +91 22 3989 0909 | Fax: +91 22 2493 8737 | E-mail: ieil@ionexchange.co.in | Web: www.ionindia.com

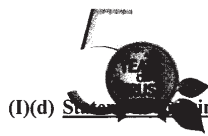
Offices: Bengaluru | Bhubaneswar | Chandigarh | Chennai | Hyderabad | Kolkata | Lucknow | New Delhi | Pune | Vadodara | Vashi | Visakhapatnam



(I)(c)(ii) Statement showing holding of securities (including shares, warrants, convertible securities) of persons (together with PAC) belonging to the category "Public" and holding more than 5% of the total number of shares of the company

Sr. No.	Name(s) of the shareholder(s) and the Persons Acting in Concert (PAC) with them	Number of shares	Shares as a percentage of total number of shares {i.e., Grand Total (A)+(B)+(C) indicated in Statement at para (I)(a) above}	Details of warrants		Details of convertible securities		Total shares (including underlying shares assuming full conversion of warrants and convertible securities) as a % of diluted share capital
				Number of warrants	As a % total number of warrants of the same class	Number of convertible securities held	% w.r.t total number of convertible securities of the same class	
1	RAKESH JHUNJHUNWALA	875000	6.02	0	0	0	0	6.02
TOTAL		875000	6.02	0	0	0	0	6.02





ION EXCHANGE

Refreshing the Planet

(I)(d) Statement of details of locked-in shares

Sr. No	Name of the shareholder	Number of locked-in shares	Locked-in shares as a percentage of total number of shares {i.e., Grand Total (A)+(B)+(C) indicated in Statement at para (I)(a) above}	Promoter / Promoter Group / Public
1	G. NARENDRAN	4,500	0.03	Public
2	GOURISH CHAKRAVORTY	12,000	0.08	Public
3	KANAILAL BHATTACHARYA	4,000	0.03	Public
4	MAHESH ANAND	7,000	0.05	Public
5	M. PATTABIRAMAN	1,500	0.01	Public
6	NATARAJAN ANBANANTHAN	5,000	0.03	Public
7	SHASHIKANT SITARAM RAUT	2,000	0.01	Public
8	SRINIVAS NAGARAJ IYENGAR	10,000	0.07	Public
9	VASANT JANARDHAN NAIK	6,500	0.04	Public
10	PARESH PUNDALIK BALLIKAR	1800	0.01	Public
11	T. VELLAICHAMY	5500	0.04	Public
	GRAND TOTAL	59,800	0.41	

