


**JSW HOLDINGS LIMITED**  
**SHAREHOLDING PATTERN AS ON 30.09.2014**

**(I) (a) Statement showing Shareholding Pattern**

SCRIP CODE : 532642		Name of Scrip : JSWHL		Class of Security : Equity		Quarter Ended : 30.09.2014	
Category Code	Partly paid up shares	Number of partly paid up shares	As a % of total number of partly paid up shares	As a % of total number of shares of the Company			
	Held by Promoter/Promoter group	NIL	NIL	NIL			
	Held by Public	NIL	NIL	NIL			
	<b>Total</b>	<b>NIL</b>	<b>NIL</b>	<b>NIL</b>			
	<b>Outstanding Convertible Securities</b>	<b>Number of outstanding Securities</b>	<b>As a % of total No. of outstanding Con. Securities</b>	<b>As a % of total No. of shares of the Company, assuming full conversion of the Securities</b>			
	Held by Promoter/Promoter group	NIL	NIL	NIL			
	Held by Public	NIL	NIL	NIL			
	<b>Total</b>	<b>NIL</b>	<b>NIL</b>	<b>NIL</b>			
	<b>Warrants</b>	<b>Number of warrants</b>	<b>As a % of total number of warrants</b>	<b>As a % of total number of shares of the Company assuming full conversion of warrants</b>			
	Held by Promoter/Promoter group	NIL	NIL	NIL			
	Held by Public	NIL	NIL	NIL			
	<b>Total</b>	<b>NIL</b>	<b>NIL</b>	<b>NIL</b>			
	<b>Total paid up capital of the Company, assuming full conversion of warrants and convertible securities</b>	<b>1,10,99,625 shares of Rs.10/- each (Rs.11,09,96,250/-)</b>					




Category Code	Category of Shareholders	Number of Share-holders	Total No. of shares	Number of shares held in demated form	Total shareholding as a percentage of total number of shares		Shares pledged or otherwise encumbered	
					As a percentage of		Number of Shares	As a %
					(A+B) <sup>1</sup>	(A+B+C)		
(I)	(II)	(III)	(IV)	(V)	(VI)	(VII)	(VIII)	(IX)=(VIII)/(IV)*100
<b>(A)</b>	<b>Shareholding of Promoter and Promoter Group<sup>2</sup></b>							
(1)	Indian							
(a)	Individuals/H.U.F	21	26742	26742	0.24	0.24		
(b)	Central/State Government(s)	0	0	0	0.00	0.00		
(c)	Bodies Corporate	13	6729294	6729294	60.63	60.63		
(d)	Financial Institutions/Banks	0	0	0	0.00	0.00		
(e)	Any Other (specify)							
	Employee Welfare Trust	0	0	0	0.00	0.00		
	M&M Benefit Trust	0	0	0	0.00	0.00		
	<b>Sub-Total (A)(1)</b>	<b>34</b>	<b>6756036</b>	<b>6756036</b>	<b>60.87</b>	<b>60.87</b>	<b>N.A.</b>	<b>N.A.</b>
(2)	Foreign							
(a)	Non Resident Individuals/Foreign Nationals							
(b)	Bodies Corporate							
(c)	Institutions							
(d)	Any Other (specify)							
	<b>Sub-Total (A)(2)</b>	<b>0</b>	<b>0</b>	<b>0</b>	<b>0.00</b>	<b>0.00</b>	<b>N.A.</b>	<b>N.A.</b>
	<b>Total holding of Promoter and Promoter Group (A)=(A)(1)+(A)(2)</b>	<b>34</b>	<b>6756036</b>	<b>6756036</b>	<b>60.87</b>	<b>60.87</b>	<b>N.A.</b>	<b>N.A.</b>
<b>(B)</b>	<b>Public Shareholding<sup>3</sup></b>							
(1)	Institutions							
(a)	Mutual Fund/UTI	15	4606	3913	0.04	0.04		
(b)	Financial Institutions/Banks	12	29088	28470	0.26	0.26		
(c)	Central/State Government(s)	0	0	0	0.00	0.00		
(d)	Venture Capital Funds	0	0	0	0.00	0.00		
(e)	Insurance Companies	1	21831	21831	0.20	0.20		
(f)	Foreign Institutional Investors	19	869859	868597	7.84	7.84		
(g)	Foreign Venture Cap. Inv	0	0	0	0.00	0.00		
	<b>Sub-Total (B)(1)</b>	<b>47</b>	<b>925384</b>	<b>922811</b>	<b>8.34</b>	<b>8.34</b>	<b>N.A.</b>	<b>N.A.</b>
(2)	Non Institutions							
(a)	Bodies Corporate	853	974363	970511	8.78	8.78		
(b)	Individuals							
	i) Holding nominal share capital upto Rs. 1 lakh	27583	1915657	1715161	17.25	17.25		
	ii) Holding nominal share capital in excess of Rs. 1 lakh	16	350372	350372	3.16	3.16		
(c)	Any Other(specify) Individual							
	Non-Resident Individual	1284	167421	130821	1.51	1.51		
	Foreign National	1	100	100	0.00	0.00		
	Overseas Corporate Bodies	2	10025	10000	0.09	0.09		
	Foreign Bodies	0	0	0	0.00	0.00		
	Trust	1	267	267	0.00	0.00		
	Clearing Member	0	0	0	0.00	0.00		
	<b>Sub-Total (B)(2)</b>	<b>29740</b>	<b>3418205</b>	<b>3177232</b>	<b>30.79</b>	<b>30.79</b>	<b>N.A.</b>	<b>N.A.</b>
	<b>Total Public shareholding (B)=(B)(1)+(B)(2)</b>	<b>29787</b>	<b>4343589</b>	<b>4100043</b>	<b>39.13</b>	<b>39.13</b>		
	<b>TOTAL (A)+(B)</b>	<b>29821</b>	<b>11099625</b>	<b>10856079</b>	<b>100.00</b>	<b>100.00</b>	<b>N.A.</b>	<b>N.A.</b>
<b>(C)</b>	<b>Shares held by Custodians and against which Depository Receipts have been issued</b>							
1	Promoter and Promoter Group	0	0	0	0.00	0.00		
2	Public	0	0	0	0.00	0.00		
	<b>GRAND TOTAL (A)+(B)+(C)</b>	<b>29821</b>	<b>11099625</b>	<b>10856079</b>	<b>100.00</b>	<b>100.00</b>	<b>N.A.</b>	<b>N.A.</b>



(I) (b) Statement showing holding of securities (including shares, warrants, convertible securities) of persons belonging to the category "Promoter and Promoter Group"

Sr.No.	Name of the shareholder	Details of Shares held		Encumbered shares(*)			Details of warrants		Details of convertible securities		Total shares (including underlying shares assuming full conversion of warrants and convertible securities as a % of diluted share capital (XII))
		No of Shares held	As a % of grand total (A)+(B)+(C)	Number	As a Percentage	As a % of grand total (A)+(B)+(C) of sub-clause I)(a)	No of warrants held	As a % of total number of warrants of the same class	Number of convertible securities held	As a % of total number of convertible securities of the same class	
(I)	(II)	(III)	(IV)	(V)	(VI) = (V)/(III)*100	(VII)	(VIII)	(IX)	(X)	(XI)	(XII)
(a)	Individuals										
1	R K JINDAL & SONS HUF .	3,708	0.03	0	0.00	0.00	NA	NA	NA	NA	0.03
2	SAJJAN JINDAL	2,197	0.02	0	0.00	0.00	NA	NA	NA	NA	0.02
3	PRITHVI RAJ JINDAL	2,097	0.02	0	0.00	0.00	NA	NA	NA	NA	0.02
4	SAVITRI DEVI JINDAL	1,863	0.02	0	0.00	0.00	NA	NA	NA	NA	0.02
5	RATAN JINDAL	1,470	0.01	0	0.00	0.00	NA	NA	NA	NA	0.01
6	S K JINDAL AND SONS HUF	1,447	0.01	0	0.00	0.00	NA	NA	NA	NA	0.01
7	S MINU JINDAL	1,381	0.01	0	0.00	0.00	NA	NA	NA	NA	0.01
8	DEEPIKA JINDAL	1,356	0.01	0	0.00	0.00	NA	NA	NA	NA	0.01
9	SHRADHA JATIA	1,257	0.01	0	0.00	0.00	NA	NA	NA	NA	0.01
10	ABHYUDAY JINDAL	1,256	0.01	0	0.00	0.00	NA	NA	NA	NA	0.01
11	TARINI JINDAL	1,256	0.01	0	0.00	0.00	NA	NA	NA	NA	0.01
12	TRIPTI JINDAL	1,256	0.01	0	0.00	0.00	NA	NA	NA	NA	0.01
13	URVI JINDAL	1,256	0.01	0	0.00	0.00	NA	NA	NA	NA	0.01
14	SANGITA JINDAL	1,181	0.01	0	0.00	0.00	NA	NA	NA	NA	0.01
15	P R JINDAL HUF	1,122	0.01	0	0.00	0.00	NA	NA	NA	NA	0.01
16	NAVEEN JINDAL	691	0.01	0	0.00	0.00	NA	NA	NA	NA	0.01
17	NAVEEN JINDAL	664	0.01	0	0.00	0.00	NA	NA	NA	NA	0.01
18	PARTH JINDAL	500	0.00	0	0.00	0.00	NA	NA	NA	NA	0.00
19	TANVI JINDAL	500	0.00	0	0.00	0.00	NA	NA	NA	NA	0.00
20	AAARTI JINDAL	250	0.00	0	0.00	0.00	NA	NA	NA	NA	0.00
21	SAROJ BHARTIA	34	0.00	0	0.00	0.00	NA	NA	NA	NA	0.00
	Sub - Total (a)	26,742	0.24	0	0.00	0.00	NA	NA	NA	NA	0.24


Contd..



(1) (b) Statement showing holding of securities (including shares, warrants, convertible securities) of persons belonging to the category "Promoter and Promoter Group" (contd)

Sr.No.	Name of the shareholder	Details of Shares held		Encumbered shares <sup>(*)</sup>			Details of warrants		Details of convertible securities		Total shares (including underlying shares assuming full conversion of warrants and convertible securities as a % of diluted share capital
		No of Shares held	As a % of grand total (A)+(B)+(C)	Number	As a Percentage (V)/(III)*100	As a % of grand total (A)+(B)+(C) of sub-clause (I)(a)	No of warrants held	As a % of total number of warrants of the same class	Number of convertible securities held	As a % of total number of convertible securities of the same class	
(1)	(II)	(III)	(IV)	(V)	(VI) = (V)/(III)*100	(VII)	(VIII)	(IX)	(X)	(XI)	(XII)
1	Naiwa Sons Investments Ltd	75	0.00	0	0.00	0.00	NA	NA	NA	NA	0.00
2	Naiwa Sons Investments Ltd	11,37,043	10.24	0	0.00	0.00	NA	NA	NA	NA	10.24
3	Reynold Traders Pvt. Ltd	3,20,500	2.89	0	0.00	0.00	NA	NA	NA	NA	2.89
4	SAHYOG TRADCORP PRIVATE LIMITED	8,22,674	7.41	0	0.00	0.00	NA	NA	NA	NA	7.41
5	OPJ TRADING PRIVATE LIMITED	8,22,673	7.41	0	0.00	0.00	NA	NA	NA	NA	7.41
6	VIRTUOUS TRADECORP PRIVATE LIMITED	8,22,673	7.41	0	0.00	0.00	NA	NA	NA	NA	7.41
7	DANTA ENTERPRISES PRIVATE LIMITED	8,22,672	7.41	0	0.00	0.00	NA	NA	NA	NA	7.41
8	JSW INVESTMENT PVT LTD	5,54,500	5.00	0	0.00	0.00	NA	NA	NA	NA	5.00
9	JINDAL COAL PRIVATE LIMITED	4,41,518	3.99	0	0.00	0.00	NA	NA	NA	NA	3.99
10	GLEBE TRADING PRIVATE LIMITED	4,35,511	3.92	0	0.00	0.00	NA	NA	NA	NA	3.92
11	JSL LIMITED	4,33,828	3.91	0	0.00	0.00	NA	NA	NA	NA	3.91
12	VINAMRA CONSULTANCY PVT LTD	1,15,293	1.04	0	0.00	0.00	NA	NA	NA	NA	1.04
13	Hexa Tradex Limited	334	0.00	0	0.00	0.00	NA	NA	NA	NA	0.00
	Sub-Total (b)	67,29,294	60.63	0	0.00	0.00	NA	NA	NA	NA	60.63
	Grand Total	67,56,036	60.87	0	0.00	0.00	NA	NA	NA	NA	60.87

(\*) The term "encumbrance" has the same meaning as assigned to it, in regulation 28(3) of the SAST Regulations, 2011

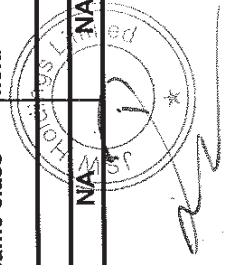


(l)(c)(i) Statement showing holding of securities (including shares, warrants, convertible securities) of persons belonging to the category "Public" and holding more than 1% of the total number of shares.

Sr. No.	Name of the shareholder	Number of shares held	Shares as a percentage of total number of shares {i.e., Grand Total (A)+(B)+(C) indicated in Statement at para (l)(a) above}	Details of warrants		Details of convertible securities		Total shares (including underlying shares assuming full conversion of warrants and convertible securities as a % of diluted share capital)
				No of warrants held	As a % of total number of warrants of the same class	Number of convertible securities held	As a % of total number of convertible securities of the same class	
1	BARCLAYS CAPITAL MAURITIUS LIMITED	2,55,093	2.30	NA	NA	NA	NA	2.30
2	ACACIA PARTNERS,LP	2,19,500	1.98	NA	NA	NA	NA	1.98
3	ACACIA INSTITUTIONAL PARTNERS,LP	1,71,200	1.54					1.54
	<b>TOTAL</b>	<b>6,45,793</b>	<b>5.82</b>	<b>NA</b>	<b>NA</b>	<b>NA</b>	<b>NA</b>	<b>5.82</b>

(l)(c)(ii) Statement showing holding of securities (including shares, warrants, convertible securities) of persons (together with PAC) belonging to the category "Public" and holding more than 5% of the total number of shares of the company

Sr.No.	Name(s) of the shareholder(s) and the Persons Acting in Concert (PAC) with them	Number of shares	Shares as a percentage of total number of shares {i.e., Grand Total (A)+(B)+(C)}	Details of warrants		Details of convertible securities		Total shares (including underlying shares assuming full conversion of warrants and convertible securities)
				No of warrants held	As a % of total number of warrants of the same class	Number of convertible securities held	As a % of total number of convertible securities of the same class	
	NIL	0	0.00	NA	NA	NA	NA	0
	<b>TOTAL</b>	<b>0</b>	<b>0.00</b>	<b>NA</b>	<b>NA</b>	<b>NA</b>	<b>NA</b>	<b>0</b>



(1) (d) Statement showing details of locked in shares


Sr. No.	Name of shareholder	No. of locked-in shares	Locked-in shares as percentage of total no. of shares {i.e. Grand Total(A)+(B)+C} indicated in statement at para(1)(a) above}	Promoter / Promoter Group / Public
	NIL	NIL	0.00	
	<b>TOTAL</b>	<b>0</b>	<b>0.00</b>	

(II) (a) Statement showing details of Depository Receipts (DRS)

Sr. No.	Type of outstanding Dr(ADRs, GDRs, SDRs, etc)	No. of DRs	No. of shares underlying outstanding DRs	Shares underlying outstanding DRs as a percentage of total no. of shares {i.e. Grand Total (A)+(B)+C} indicated in Statement at para (1)(a)above}
	<b>TOTAL</b>		N.A.	

(II) (b) Statement showing holding of Depository Receipts (DRs) where underlying shares held by "promoter / promoter group" are in excess of 1% of the total no. of shares

Sr. No.	Name of the DR Holder	Type of outstanding DR(ADRs, GDRs, SDRs, etc.)	No. of shares underlying outstanding DRs.	Shares underlying outstanding DRs as a percentage of total no. of shares {i.e. Grand Total (A)+(B)+C} indicated in Statement at para (1)(a)above}
	<b>TOTAL</b>		N.A.	



(III) (a) Statement showing the voting pattern of shareholders, if more than one class of shares/securities is issued by the issuer (Give description of voting rights for each class of security Class X, Class Y, Class Z)							
Category code	Category of shareholder	Number of Voting Rights held in each class of securities			Total Voting Rights (III+IV+V)	Total Voting Rights i.e. (VI)	
		Class X (III)	Class Y (IV)	Class Z (V)		As a % of (A+B) (VII)	As a % of (A+B+C) (VIII)
(A)	<b>Promoter and Promoter Group</b>						
(1)	Indian						
(a)	Individuals/Hindu Undivided Family						
(b)	Central/State Government(s)						
(c)	Bodies Corporate						
(d)	Financial Institutions/Banks						
(e)	Any Other (specify)						
	<b>Sub-Total (A) (1)</b>	N.A.	N.A.	N.A.	N.A.	N.A.	N.A.
(2)	Foreign						
(a)	Individuals (Non Resident/Foreign)						
(b)	Bodies Corporate						
(c)	Institutions						
(d)	Any Other (specify)						
	<b>Sub-Total (A)(2)</b>	N.A.	N.A.	N.A.	N.A.	N.A.	N.A.
	<b>Total Shareholding of Promoter and Promoter Group (A)=(A)(1) + (A)(2)</b>						
(B)	<b>Public Shareholding</b>						
(1)	Institutions						
(a)	Mutual Funds/UTI						
(b)	Financial Institutions/Banks						
(c)	Central/State Government(s)						
(d)	Venture Capital Funds						
(e)	Insurance Companies						
(f)	Foreign Institutional Investors						
(g)	Foreign Venture Capital Investors						
(h)	Any Other (specify)						
	<b>Sub-Total (B) (1)</b>	N.A.	N.A.	N.A.	N.A.	N.A.	N.A.
(2)	<b>Non Institutions</b>						
(a)	Bodies Corporate						
(b)	Individuals						
	i. Individual shareholders holding nominal share capital upto Rs. 1 lakh						
	ii. Individual shareholders holding nominal share capital in excess of Rs. 1 lakh.						
(c)	Any Other (specify)						
	<b>Sub-Total (B) (2)</b>						
	<b>Total Public shareholding (B)=(B)(1)+(B)(2)</b>	N.A.	N.A.	N.A.	N.A.	N.A.	N.A.
	<b>TOTAL (A) + (B)</b>	N.A.	N.A.	N.A.	N.A.	N.A.	N.A.
(C)	<b>Shares held by Custodians and against which Depository Receipts</b>						
	<b>GRAND TOTAL (A)+(B)+(C)</b>	N.A.	N.A.	N.A.	N.A.	N.A.	N.A.

