


(1)(a) STATEMENT SHOWING SHAREHOLDING PATTERN IN CLAUSE-35

| | | | |
|--|------------------|--|---|
| NAME OF THE COMPANY: JAGRAN PRAKASHAN LTD | | Name of the Scrip: JAGRAN | |
| SCRIP CODE: | 532705 | | |
| Class of Security: | | | |
| QUARTER ENDED: | 30/09/2014 | | |
| Partly paid-up shares | | As a % of total no. of partly paid-up shares | As a % of total no. of shares of the Company. |
| Held by promoter/promoter group | 0 | 0 | 0 |
| Held by Public | 0 | 0 | 0 |
| Total: | 0 | 0 | 0 |
| Outstanding convertible securities: | | As a % of total no. of outstanding convertible securities. | As a % of total no. of shares of the Company assuming full conversion of the convertible securities |
| Held by promoter/promoter group | 0 | 0 | 0 |
| Held by Public | 0 | 0 | 0 |
| Total: | 0 | 0 | 0 |
| Warrants: | | As a % of total no. of warrants | As a % of total no. of shares of the Company, assuming full conversion of warrants |
| Held by promoter/promoter group | 0 | 0 | 0 |
| Held by Public | 0 | 0 | 0 |
| Total: | 0 | 0 | 0 |
| Total paid-up capital of the Company, assuming full conversion of warrants and convertible securities | 326911829 | 0 | 100.00 |



Handwritten signature and date: 20/10/2014


(1) (a) Statement showing Shareholding Pattern as on 30.09.2014
 Name of the Company: Jagran Prakashan Limited

| CATEGORY CODE | CATEGORY OF SHAREHOLDER | NO OF SHAREHOLDERS (III) | TOTAL NUMBER OF SHARES (IV) | NO OF SHARES HELD IN DEMATERIALIZED FORM (V) | TOTAL SHAREHOLDING AS A % OF TOTAL NO OF SHARES | | SHARES PLEDGE OR OTHERWISE ENCUMBERED |
|---------------|--|--------------------------|-----------------------------|--|---|----------------------------------|---------------------------------------|
| | | | | | AS a PERCENTAGE OF (A+B) (VI) | As a PERCENTAGE OF (A+B+C) (VII) | |
| (I) | (II) | | | | | | Quarter ended: 30.09.2014 |
| (A) | PROMOTER AND PROMOTER GROUP | | | | | | |
| (1) | INDIAN | | | | | | |
| (a) | Individual /HUF | 10 | 669694 | 669694 | 0.20 | 0.20 | 0.00 |
| (b) | Central Government/State Government(s) | 0 | 0 | 0 | 0.00 | 0.00 | 0.00 |
| (c) | Bodies Corporate | 2 | 203960097 | 203960097 | 62.39 | 62.39 | 0.00 |
| (d) | Financial Institutions / Banks | 0 | 0 | 0 | 0.00 | 0.00 | 0.00 |
| (e) | Others | 0 | 0 | 0 | 0.00 | 0.00 | 0.00 |
| | Sub-Total A(1) : | 12 | 204629791 | 204629791 | 62.59 | 62.59 | 0.00 |
| (2) | FOREIGN | | | | | | |
| (a) | Individuals (NRIs/Foreign Individuals) | 0 | 0 | 0 | 0.00 | 0.00 | 0.00 |
| (b) | Bodies Corporate | 0 | 0 | 0 | 0.00 | 0.00 | 0.00 |
| (c) | Institutions | 0 | 0 | 0 | 0.00 | 0.00 | 0.00 |
| (d) | Qualified Foreign Investor | 0 | 0 | 0 | 0.00 | 0.00 | 0.00 |
| (e) | Others | 0 | 0 | 0 | 0.00 | 0.00 | 0.00 |
| | Sub-Total A(2) : | 0 | 0 | 0 | 0.00 | 0.00 | 0.00 |
| | Total A=A(1)+A(2) | 12 | 204629791 | 204629791 | 62.59 | 62.59 | 0.00 |




Annexure 1

| CATEGORY CODE | CATEGORY OF SHAREHOLDER (II) | NO OF SHAREHOLDERS (III) | TOTAL NUMBER OF SHARES (IV) | NO OF SHARES HELD IN DEMATERIALIZED FORM (V) | TOTAL SHAREHOLDING AS A % OF TOTAL NO OF SHARES | | SHARES PLEDGE OR OTHERWISE ENCUMBERED | |
|---------------|---|--------------------------|-----------------------------|--|---|----------------------------------|---------------------------------------|--------------------------------------|
| | | | | | AS a PERCENTAGE OF (A+B) (VI) | As a PERCENTAGE of (A+B+C) (VII) | NUMBER OF SHARES (VIII) | AS a PERCENTAGE (IX)=(VIII)/(IV)*100 |
| (B) | PUBLIC SHAREHOLDING | | | | | | | |
| (1) | INSTITUTIONS | | | | | | | |
| (a) | Mutual Funds /UTI | | | | | | | |
| (b) | Financial Institutions /Banks | 52 | 36829682 | 36829682 | 11.27 | 11.27 | | |
| (c) | Central Government / State Government(s) | 5 | 2790636 | 2790636 | 0.85 | 0.85 | | |
| (d) | Venture Capital Funds | 0 | 0 | 0 | 0.00 | 0.00 | | |
| (e) | Insurance Companies | 0 | 0 | 0 | 0.00 | 0.00 | | |
| (f) | Foreign Institutional Investors | 0 | 0 | 0 | 0.00 | 0.00 | | |
| (g) | Foreign Venture Capital Investors | 50 | 45227214 | 45227214 | 13.83 | 13.83 | | |
| (h) | Qualified Foreign Investor | 0 | 0 | 0 | 0.00 | 0.00 | | |
| (i) | Others | 0 | 0 | 0 | 0.00 | 0.00 | | |
| | Sub-Total B(1) : | 107 | 84847532 | 84847532 | 25.95 | 25.95 | | |
| (2) | NON-INSTITUTIONS | | | | | | | |
| (a) | Bodies Corporate | | | | | | | |
| (b) | Individuals | 576 | 29472995 | 29472995 | 9.02 | 9.02 | | |
| | (i) Individuals holding nominal share capital upto Rs.1 lakh | 31636 | 5735802 | 5734424 | 1.75 | 1.75 | | |
| | (ii) Individuals holding nominal share capital in excess of Rs.1 lakh | 7 | 2051775 | 2051775 | 0.63 | 0.63 | | |
| (c) | Others | | | | | | | |
| | NON RESIDENT INDIANS | 228 | 131794 | 131794 | 0.04 | 0.04 | | |
| | CLEARING MEMBERS | 72 | 36623 | 36623 | 0.01 | 0.01 | | |
| | TRUSTS | 7 | 5517 | 5517 | 0.00 | 0.00 | | |
| (d) | Qualified Foreign Investor | 0 | 0 | 0 | 0.00 | 0.00 | | |
| | Sub-Total B(2) : | 32526 | 37434506 | 37433128 | 11.45 | 11.45 | | |
| | Total B=B(1)+B(2) : | 32633 | 122282038 | 122280660 | 37.41 | 37.41 | | |
| | Total (A+B) : | 32645 | 326911829 | 326910451 | 100.00 | 100.00 | | |
| (C) | Shares held by custodians, against which Depository Receipts have been issued | | | | | | | |
| (1) | Promoter and Promoter Group | | | | | | | |
| (2) | Public | 0 | 0 | 0 | 0.00 | 0.00 | | |
| | GRAND TOTAL (A+B+C) : | 32645 | 326911829 | 326910451 | 100.00 | 100.00 | 0 | 0.00 |



(i) Individuals disclosed at B(2)(b)(ii) includes shares held by Jagran Prakashan Employee Welfare Trust primarily created to administer ESOP plan of JPL in the name of its Managing Trustee Mr. Bhanwar Lal Kothwal

| (U)(b) Statement showing holding of securities (including shares, warrants, convertible securities) of persons belonging to the category "Promoter and Promoter Group" | | | | | | | | | | | | |
|--|--|--------------------------|--|-------------------|---|--|--------------------------------|--|---|--|----------|--|
| Sr.No | Name of the Shareholder | Details of Shares held | | | Encumbered shares (*) | | | Details of Warrants | | Details of convertible securities | | Total Shares (including underlying shares assuming full conversion of warrants and convertible securities) as a % of diluted share capital |
| | | No. of Shares held (III) | As a % of grand total (A)+(B)+(C) (IV) | Pledge Shares (V) | AS a percentage (VI)=(V)/(III)*100 (VI) | AS a % of grand total (A) + (B) + (C) of sub-clause (I)(a) (VII) | Number of warrants held (VIII) | As a % total number of warrants of the same class (IX) | Number of convertible securities held (X) | As a % total number of convertible securities of the same class (XI) | (XII) | |
| 1 | JAGRAN MEDIA NETWORK INVESTMENT PVT.LTD | 188316125 | 57.60 | 0 | 0.00 | 0.00 | 0 | 0.00 | 0 | 0.00 | 0 | 57.60 |
| 2 | SUVI INFO-MANAGEMENT(INDORE) PRIVATE LIMITED | 15643972 | 4.79 | 0 | 0.00 | 0.00 | 0 | 0.00 | 0 | 0.00 | 0 | 4.79 |
| 3 | MAHENDRA MOHAN GUPTA | 125359 | 0.04 | 0 | 0.00 | 0.00 | 0 | 0.00 | 0 | 0.00 | 0 | 0.04 |
| 4 | DEVENDRA MOHAN GUPTA | 106000 | 0.03 | 0 | 0.00 | 0.00 | 0 | 0.00 | 0 | 0.00 | 0 | 0.03 |
| 5 | DHIRENDRA MOHAN GUPTA | 106000 | 0.03 | 0 | 0.00 | 0.00 | 0 | 0.00 | 0 | 0.00 | 0 | 0.03 |
| 6 | YOENDRA MOHAN GUPTA | 106000 | 0.03 | 0 | 0.00 | 0.00 | 0 | 0.00 | 0 | 0.00 | 0 | 0.03 |
| 7 | SHAIENDRA MOHAN GUPTA | 63600 | 0.02 | 0 | 0.00 | 0.00 | 0 | 0.00 | 0 | 0.00 | 0 | 0.02 |
| 8 | SANJAY GUPTA | 53000 | 0.02 | 0 | 0.00 | 0.00 | 0 | 0.00 | 0 | 0.00 | 0 | 0.02 |
| 9 | SANDEEP GUPTA | 53000 | 0.02 | 0 | 0.00 | 0.00 | 0 | 0.00 | 0 | 0.00 | 0 | 0.02 |
| 10 | SIDDHARTHA GUPTA | 21200 | 0.01 | 0 | 0.00 | 0.00 | 0 | 0.00 | 0 | 0.00 | 0 | 0.01 |
| 11 | RAJNI GUPTA | 21200 | 0.01 | 0 | 0.00 | 0.00 | 0 | 0.00 | 0 | 0.00 | 0 | 0.01 |
| 12 | BHARAT GUPTA | 14335 | 0.00 | 0 | 0.00 | 0.00 | 0 | 0.00 | 0 | 0.00 | 0 | 0.00 |
| | TOTAL : | 204629791 | 62.59 | 0 | 0.00 | 0.00 | 0 | 0.00 | 0 | 0.00 | 0 | 62.59 |



Am-11-2020

| Sr.No. | Name of the shareholder | Number of shares held | Shares as a percentage of total number of shares (i.e., Grant total (A)+(B)+(C) indicated in Statement at para (1)(a) above) | Details of warrants | | Details of convertible securities | | Total shares (including underlying shares assuming full conversion of warrants and convertible securities) as a % of diluted share capital) |
|----------------|---|-----------------------|--|-------------------------|---|---------------------------------------|--|---|
| | | | | Number of warrants held | As a % total number of warrants of the same class | Number of convertible securities held | % w.r.t total number of convertible securities of the same class | |
| | | | | | | | | |
| 1 | ICI PRUDENTIAL LIFE INSURANCE COMPANY LTD | 16220393 | 4.96 | 0 | 0.00 | 0 | 0.00 | 4.96 |
| 2 | FRANKLIN TEMPLETON INVESTMENT FUNDS | 12273071 | 3.75 | 0 | 0.00 | 0 | 0.00 | 3.75 |
| 3 | HDFC TRUSTEE COMPANY LTD - A/C HDFC MID - CAPOPPORTUNITIES FUND | 7453000 | 2.28 | 0 | 0.00 | 0 | 0.00 | 2.28 |
| 4 | MATTHEWS INDIA FUND | 6350124 | 1.94 | 0 | 0.00 | 0 | 0.00 | 1.94 |
| 5 | PARI WASHINGTON COMPANY PVT. LTD. A/C PARI WASHINGTON INDIA MASTER FUND. LTD. | 4786644 | 1.46 | 0 | 0.00 | 0 | 0.00 | 1.46 |
| 6 | INDIA CAPITAL FUND LIMITED | 4514058 | 1.38 | 0 | 0.00 | 0 | 0.00 | 1.38 |
| 7 | BIRLA SUN LIFE INSURANCE COMPANY LIMITED | 3536699 | 1.08 | 0 | 0.00 | 0 | 0.00 | 1.08 |
| 8 | FRANKLIN TEMPLETON MUTUAL FUND A/C FRANKLIN INDIA PRIMA PLUS | 3400000 | 1.04 | 0 | 0.00 | 0 | 0.00 | 1.04 |
| TOTAL : | | | | 58535989 | 17.91 | 0 | 0.00 | 17.91 |



58535989

| (D)(c)(ii) Statement showing holding of securities (including shares, warrants, convertible securities) of persons (together with PAC) belonging to the category "Public" and holding more than 5% of the total number of shares of the co | | | | | | |
|--|---|-----------------------|--|-------------------------|---|---|
| Sr.No. | Name(s) of the shareholder(s) and the Persons Acting in Concert (PAC) with them | Number of shares held | Shares as a percentage of total number of shares (i.e., Grant total (A)+(B)+(C) indicated in Statement at para (D)(a) above) | Details of warrants | | Total shares (including underlying shares assuming full conversion of warrants and convertible securities) as a % of diluted share capital) |
| | | | | Number of warrants held | As a % total number of warrants of the same class | |
| | | | 0 | 0 | 0 | 0 |
| TOTAL : | | | 0 | 0 | 0 | 0 |

| (D)(d) STATEMENT SHOWING DETAILS OF LOCKED-IN SHARES" | | |
|---|-------------------------|----------------------------|
| Sr.No. | Name of the shareholder | Number of locked-in shares |
| | | 0 |
| TOTAL : | | 0 |



Arundhati

STATEMENT SHOWING DETAILS OF DEPOSITORY RECEIPTS (DRS)

| (II)(a) | Sr.No. | Type of outstanding DR (ADRs,GDRs,SDRs,etc.) | Number of outstanding DRs | Number of shares underlying outstanding DRs | Shares underlying outstanding DRs as a percentage of total number of shares {i.e., Grand Total (A)+(B)+(C) indicated in Statement at Para(I)(a) above} |
|---------|--------|--|---------------------------|---|--|
| | | | | | |
| | | | 0 | 0 | 0 |
| | | TOTAL : | | | 0 |

| (II)(b) | Sr.No. | Statement showing Holding of Depository Receipts (DRs), where underlying shares held by "Promoter/Promoter group" are in excess of 1% of the | Type of outstanding DR (ADRs,GDRs,SDRs,etc.) | Number of shares underlying outstanding DRs | Shares underlying outstanding DRs as a percentage of total number of shares {i.e., Grand Total (A)+(B)+(C) indicated in Statement at para(I)(a) above} |
|---------|--------|--|--|---|--|
| | | | | | |
| | | | | | |
| | | TOTAL : | | | 0 |



Amal [Signature]