

(I)(a) Statement showing Shareholding Pattern

Name of the Company:	Jain Irrigation Systems Ltd
Scrip Code:	570004 (BSE) JISLDVREQS (NSE)
Name of Script:	JISLBNDVRS
Class of Security:	DVR Equity Shares
Quarter ended	30th September, 2014

Partly paid-up shares:-	No. of partly paid-up shares	As a % of total no. of partly paid-up shares	As a % of total no. of shares of the company
Held by promoter/promoter group	NA	NA	NA
Held by public	NA	NA	NA
Total	NA	NA	NA

Outstanding convertible securities:-	No. of outstanding securities	As a % of total no. of outstanding convertible securities	As a % of total no. of shares of the company, assuming full conversion of the convertible securities
Held by promoter/promoter group	NA	NA	NA
Held by public	NA	NA	NA
Total	NA	NA	NA

Warrants:-	No. of warrants	As a % of total no. of warrants	As a % of total no. of shares of the company, assuming full conversion of Warrants
Held by promoter/promoter group	NA	NA	NA
Held by public	NA	NA	NA
Total	NA	NA	NA
Total DVR paid-up Capital of the company, assuming full conversion of warrants and convertible securities	Rs. 3,85,88,608 (1,92,94,304 DVR Equity shares of Rs. 2 each)		

For Jain Irrigation Systems Ltd


(A. V. Ghodgaonkar)
Company Secretary.

Statement showing Shareholding Pattern

Name of Company : Jain Irrigation Systems Ltd., Jalgaon

Scrip Code : 570004 (BSE) JISLDVREQS (NSE)

Quarter ended : 30th September, 2014

Category code	Category of Shareholders	Number of Shareholders	Total Number of Shares	Number of Shares held in dematerialised form	Total Shareholding as a % of total number of Shares		Shares Pledged or otherwise encumbered	
					As a % of (A+B)	As a % of (A+B+C)	No. of Shares	As a % of (IX)=(VIII) / (IV)*100
(I)	(II)	(III)	(IV)	(V)	(VI)	(VII)	(VIII)	(IX)
(A)	Shareholding of promoter and promoter Group							
(1)	Indian							
(a)	Individuals/Hindu Undivided Family	30	1,026,024	1,026,024	5.32	5.32	559,830	54.56
(b)	Central/State Governments	-	-	-	-	-	-	-
(c)	Bodies Corporate	2	4,830,250	4,830,250	25.03	25.03	-	-
(d)	Financial Institutions/Banks	-	-	-	-	-	-	-
(e)	Any Other	-	-	-	-	-	-	-
	Sub Total (A)(1)	32	5,856,274	5,856,274	30.35	30.35	559,830	9.56
(2)	Foreign							
(a)	Individuals(NRI/Foreign Individual).	-	-	-	-	-	-	-
(b)	Bodies Corporate	-	-	-	-	-	-	-
(c)	Institutions	-	-	-	-	-	-	-
(d)	Any others	-	-	-	-	-	-	-
	Sub Total (A)(2)	-	-	-	-	-	-	-
	Total Shareholding of Promoters and Promoters Group (A)=(A)(1)+(A)(2)	32	5,856,274	5,856,274	30.35	30.35	559,830	9.56
(B)	Public Shareholding						NA	NA
(1)	Institutions						NA	NA
(a)	Mutual Funds/UTI	18	634	99	0.00	0.00	-	-
(b)	Financial Institutions/Banks	8	89,754	89,585	0.47	0.47	-	-
(c)	Central Govt./State Govt.	-	-	-	-	-	-	-
(d)	Venture Capital Funds	-	-	-	-	-	-	-
(e)	Insurance Companies	-	-	-	-	-	-	-
(f)	Foreign Institutional Investors	26	639,526	639,103	3.31	3.31	-	-
(g)	Foreign Venture Capital Investors	-	-	-	-	-	-	-
(h)	Qualified Foreign Investors	-	-	-	-	-	-	-
(i)	Foreign Financial Institutions/Banks	1	50	50	0.00	0.00	-	-
	Sub Total (B)(1)	53	729,964	728,837	3.78	3.78	-	-
(2)	Non Institutions						NA	NA
(a)	Bodies Corporate	759	3,742,465	3,739,653	19.40	19.40	-	-
(b)	i. Individuals-shareholders holding nominal Share Capital up to Rs. 1 Lakh	50,931	5,711,336	5,591,099	29.60	29.61	-	-
	ii. Individuals-shareholders holding nominal Share Capital in excess of Rs. 1 Lakh	17	2,530,943	2,530,943	13.12	13.12	-	-
(c)	Qualified Foreign Investor	-	-	-	-	-	-	-
(d)	Any other							
	i) Employees	1,534	117,614	105,599	0.61	0.61	-	-
	ii) NRI	773	209,943	207,802	1.09	1.09	-	-
	iii) Non Domestic Company	1	329,445	329,445	1.71	1.71	-	-
	iv) Clearing Members	70	64,931	64,931	0.34	0.34	-	-
	v) Trust	4	1,252	1,252	0.01	0.01	-	-
	Sub Total B(2)	54,089	12,707,929	12,570,724	65.86	65.87	-	-
	Total Public Shareholding B(1)+ B(2)	54,142	13,437,893	13,299,561	69.64	69.65	-	-
	Total (A) + (B)	54,174	19,294,167	19,155,835	100.00	100.00	559,830	2.90
(C)	Shares held by Custodians and against which Depository Receipts have been issued						NA	NA
(1)	Promoter and promoters Group	-	-	-	-	-	-	-
(2)	Public	1	137	-	xxx	0.00	-	-
	Grand Total (A) + (B) + (C)	54,175	19,294,304	19,155,835	xxx	100.00	559,830	2.90


For Jain Irrigation Systems Ltd

(I)(b) Statement showing holding of securities (including shares, warrants, convertible securities)

of persons belonging to the category "Promoter and Promoter Group" as on 30.09.2014

Sr. No.	Name of the shareholder	Details of Shares held		Encumbered shares			Details of warrants		Details of convertible securities		Total shares (Including underlying shares assuming full conversion of warrants & convertible securities) as a % of diluted share capital
		No. of Shares held	As a % of grand total (A) + (B) + (C)	No.	As a % [(V)/(III)* 100]	As a % of grand total (A)+(B)+(C) of sub-clause (I)(a)	Number of warrants held	As a % total number of warrants of the same class	Number of convertible securities held	As a % total number of convertible securities of the same class	
(I)	(II)	(III)	(IV)	(V)	(VI)	(VII)	(VIII)	(IX)	(X)	(XI)	(XII)
A	Individuals										
1	Shri Bhavarlal H Jain	132,762	0.69	-	-	-	-	-	-	-	0.69
2	Shri Ashok Bhavarlal Jain	92,873	0.48	25,000	26.92	0.13	-	-	-	-	0.48
3	Smt Jyoti Ashok Jain	169,075	0.88	35,000	20.70	0.18	-	-	-	-	0.88
4	Arohi Ashok Jain	13,678	0.07	-	-	-	-	-	-	-	0.07
5	Attaman Ashok Jain	2,500	0.01	-	-	-	-	-	-	-	0.01
6	Shri Anil Bhavarlal Jain	5,684	0.03	-	-	-	-	-	-	-	0.03
7	Smt. Nisha Anil Jain	76,937	0.40	35,000	45.49	0.18	-	-	-	-	0.40
8	Athang Anil Jain	6,638	0.03	-	-	-	-	-	-	-	0.03
9	Amoli Anil Jain	15,766	0.08	-	-	-	-	-	-	-	0.08
10	Ashuli Anil Jain	6,897	0.04	-	-	-	-	-	-	-	0.04
11	Shri Ajit Bhavarlal Jain	467,010	2.42	464,830	99.53	2.41	-	-	-	-	2.42
12	Smt. Shobhana Ajit Jain	23,287	0.12	-	-	-	-	-	-	-	0.12
13	Abhedya Ajit Jain	4,481	0.02	-	-	-	-	-	-	-	0.02
14	Abhang Ajit Jain	2,500	0.01	-	-	-	-	-	-	-	0.01
15	Shri Atul Bhavarlal Jain	5,436	0.03	-	-	-	-	-	-	-	0.03
16	Smt. Bhavana Atul Jain	500	0.00	-	-	-	-	-	-	-	0.00
		1,026,024	5.32	559,830	54.56	2.90	-	-	-	-	5.32
B	Bodies Corporate										
1	Jalgaon Investments P.Ltd	4,830,250	25.03	-	-	-	-	-	-	-	25.03
	Total	5,856,274	30.35	559,830	9.56	2.90	-	-	-	-	30.35

For Jain Irrigation Systems Ltd.



(A. V. Ghodgaonkar)
Company Secretary.


(I)(c) Statement showing holding of securities (including shares, warrants, convertible securities) of persons belonging to the category "Public" and holding more than 1% of the total number of shares as on 30.09.2014

Sr. No.	Name of the shareholder	Number of shares held	Shares as a % of total No. of shares {i.e., Grand Total (A)+(B)+(C) indicated in Statement at para (I)(a) above}	Details of warrants		Details of convertible securities		Total shares (including underlying shares assuming full conversion of warrants & convertible securities) as a % of diluted share capital
				Number of warrants held	As a % total number of warrants of the same class	Number of convertible securities held	% w.r.t total number of convertible securities of the same class	
1	Max Life Insurance Company Ltd A/C ULIF00125/06/04LIFE	770,175	3.99	-	-	-	-	3.99
2	Max Life Insurance Company Ltd A/C ULIF01108/02/07LIFE	734,224	3.81	-	-	-	-	3.81
3	Max Life Insurance Company Ltd A/C ULIF01425/03/08LIFE	509,851	2.64	-	-	-	-	2.64
4	Sanjay Ranchhodlal Shah	500,000	2.59	-	-	-	-	2.59
5	Emerging Markets Growth Fund Inc.	342,509	1.78	-	-	-	-	1.78
6	Saurabh Mahesh Agrawal	339,462	1.76	-	-	-	-	1.76
7	International Finance Corporation	329,445	1.71	-	-	-	-	1.71
8	Quant Broking Pvt Ltd	277,710	1.44	-	-	-	-	1.44
9	Securities Holdings India Pvt. Ltd	200,000	1.04	-	-	-	-	1.04
	TOTAL	4,003,376	20.75	-	-	-	-	20.75

(I)(c) Statement showing holding of securities (including shares, warrants, convertible securities) of persons (together) with PAC belonging to the category "Public" and holding more than 5% of the total number of shares of the company

Sr. No.	Name of the shareholder	Number of shares held	Shares as a % of total No. of shares {i.e., Grand Total (A)+(B)+(C) indicated in Statement at para (I)(a) above}	Details of warrants		Details of convertible securities		Total shares (including underlying shares assuming full conversion of warrants & convertible securities) as a % of diluted share capital
				Number of warrants held	As a % total number of warrants of the same class	Number of convertible securities held	% w.r.t total number of convertible securities of the same class	
1	-	-	-	-	-	-	-	-

For Jain Irrigation Systems Ltd


(A. V. Ghodgaonkar)
Company Secretary.

(1)(d) Statement Showing details of Locked-in Shares as on 30.09.2014

Sr No	Name of Shareholder	No. of Locked-in Shares	Locked-in shares as a percentage of total number of shares {i.e., Grand Total (A)+(B)+(C) indicated in Statement at para (I)(a) above}	Category
	None	NA	NA	NA
	Total	NA	NA	NA


(II)(a) Statement Showing details of Depository Receipts (DRs) as on 30.09.2014

Sr. No	Type of Outstanding DR (Adrs, GDRs, SDRs, etc)	No. of outstanding GDRs	No. of shares underlying outstanding GDRs	Shares underlying outstanding DRs as a percentage of total number of shares {i.e., Grand Total (A)+(B)+(C) indicated in Statement at para (I)(a) above}
1	GDRs	274	137	0.00
	Total	274	137	0.00

(II)(b) Statement Showing Holding of Depository Receipts (DRs), where underlying shares held by promoter/promoter group' are in excess of 1% of the total number of Shares as on 30.09.2014

Sr. No	Name of DR Holders	Type of Outstanding DR (Adrs, GDRs, SDRs, etc)	No. of shares underlying outstanding GDRs	Shares underlying outstanding DRs as a % of total number of Shares {i.e., Grand Total (A)+(B)+(C) indicated in Statement at para (I)(a) above}
1	None	-	-	-
2	None	-	-	-
	Total	-	-	-

For Jain Irrigation Systems Ltd


(A. V. Ghedgaonkar)
Company Secretary.

(III) (a) **Statement showing the voting pattern or shareholders, if more than one class of shares/securities is issued**

by the issuer.

Name of Company : Jain Irrigation Systems Ltd., Jalgaon

Scrip Code : 570004 (BSE) JISLDVREQS (NSE)

Quarter ended : 30.09.2014

(Description of voting rights for each class of security.

A) Ordinary Equity Shares

B) DVR Equity Shares

Every Ordinary Equity Share carries one voting right

Every 10 DVR Equity Shares carries voting rights equivalent to One

Ordinary Equity Share of Rs. 2 each

Category code	Category of Shareholder	No. of Voting Rights held in each class of securities		Total Voting Rights (III+IV=V)	Total Voting Rights i.e. (V)	
		Ordinary	DVR		As a % of (A+B) (VII)	As a % of (A+B+C) (VII)
(I)	(II)	(III)	(IV)	(V)	(VII)	(VII)
(A)	Shareholding of promoter and promoter Group					
(1)	Indian					
(a)	Individuals/Hindu Undivided Family	20,520,575	102,602	20,623,177	4.65	4.63
(b)	Central/State Governments	-	-	-	-	-
(c)	Bodies Corporate	106,593,836	483,025	107,076,861	24.12	24.06
(d)	Financial Institutions/Banks	-	-	-	-	-
(e)	Any Other	-	-	-	-	-
	Sub Total (A)(1)	127,114,411	585,627	127,700,038	28.77	28.69
(2)	Foreign					
(a)	Individuals(NRI/Foreign Individual).	-	-	-	-	-
(b)	Bodies Corporate	-	-	-	-	-
(c)	Institutions	-	-	-	-	-
(d)	Any others	-	-	-	-	-
	Sub Total (A)(2)	-	-	-	-	-
	Total Shareholding of Promoters and Promoters Group (A)=(A)(1)+(A)(2)	127,114,411	585,627	127,700,038	28.77	28.69
(B)	Public Shareholding				NA	NA
(1)	Institutions				NA	NA
(a)	Mutual Funds/UTI	12,509,730	63	12,509,793	2.82	2.81
(b)	Financial Institutions/Banks	2,099,932	8,975	2,108,907	0.48	0.47
(c)	Central Govt./State Govt.	-	-	-	-	-
(d)	Venture Capital Funds	-	-	-	-	-
(e)	Insurance Companies	-	-	-	-	-
(f)	Foreign Institutional Investors	161,609,568	63,952	161,673,520	36.42	36.33
(g)	Foreign Venture Capital Investors	-	-	-	-	-
(h)	Qualified Foreign Investors	49,733,893	-	49,733,893	11.20	11.17
(i)	Foreign Financial Institutions/Banks	1,000	5	1,005	0.00	0.00
	Sub Total (B)(1)	225,954,123	72,995	226,027,118	50.92	50.79
(2)	Non Institutions				NA	NA
(a)	Bodies Corporate	21,171,849	374,247	21,546,096	4.85	4.84
(b)	i. Individuals-shareholders holding nominal Share Capital up to Rs. 1 Lakh	41,289,938	571,134	41,861,072	9.43	9.41
	ii. Individuals-shareholders holding nominal Share Capital in excess of Rs. 1 Lakh	12,743,569	253,094	12,996,663	2.93	2.92
(c)	Qualified Foreign Investor	30,000	-	30,000	0.01	0.01
(d)	Any other					
	i) Employees	2,336,124	11,761	2,347,885	0.53	0.53
	ii) NRI	2,417,825	20,994	2,438,819	0.55	0.55
	iii) Non Domestic Company	7,417,594	32,945	7,450,539	1.68	1.67
	iv) Clearing Members	1,449,317	6,493	1,455,810	0.33	0.33
	v) Trust	34,035	125	34,160	0.01	0.01
	Sub Total B(2)	88,890,251	1,270,793	90,161,044	20.31	20.26
	Total Public Shareholding B(1)+ B(2)	314,844,374	1,343,788	316,188,162	71.23	71.05
	Total (A) + (B)	441,958,785	1,929,416	443,888,201	100.00	99.74
(C)	Shares held by Custodians and against which Depository Receipts have been issued				NA	NA
(1)	Promoter and promoters Group	-	-	-	-	-
(2)	Public	1,161,193	14	1,161,207	xxx	0.26
	Grand Total (A) + (B) + (C)	443,119,978	1,929,430	445,049,408	xxx	100.00

For Jain Irrigation Systems Ltd.