



| (1)(a) STATEMENT SHOWING SHAREHOLDING PATTERN IN CLAUSE-35 | | | |
|--|-------------------------------|--|---|
| NAME OF THE COMPANY: JINDAL POLY INVESTMENT AND FINANCE COMPANY LIMITED | | Name of the Scrip: | |
| SCRIP CODE: | | | |
| Class of Security: | | | |
| QUARTER ENDED: | | 30/09/2014 | |
| Partly paid-up shares | No. of partly paid-up shares | As a % of total no. of partly paid-up shares | As a % of total no. of shares of the Company. |
| Held by promoter/promoter group | 0 | 0 | 0 |
| Held by Public | 0 | 0 | 0 |
| Total: | 0 | 0 | 0 |
| Outstanding convertible securities: | No. of outstanding securities | As a % of total no. of outstanding convertible securities. | As a % of total no. of shares of the Company assuming full conversion of the convertible securities |
| Held by promoter/promoter group | 0 | 0 | 0 |
| Held by Public | 0 | 0 | 0 |
| Total: | 0 | 0 | 0 |
| Warrants: | No. of warrants | As a % of total no. of warrants | As a % of total no. of shares of the Company, assuming full conversion of warrants |
| Held by promoter/promoter group | 0 | 0 | 0 |
| Held by Public | 0 | 0 | 0 |
| Total: | 0 | 0 | 0 |
| Total paid-up capital of the Company, assuming full conversion of warrants and convertible securities | 10511929 | 0 | 100.00 |



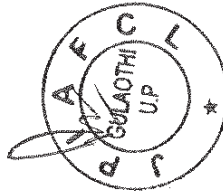
| CATEGORY CODE | CATEGORY OF SHAREHOLDER | NO OF SHAREHOLDERS (iii) | TOTAL NUMBER OF SHARES (iv) | NO OF SHARES HELD IN DEMATERIALIZED FORM (v) | TOTAL SHAREHOLDING AS A % OF TOTAL NO OF SHARES | | | SHARES PLEDGE OR OTHERWISE ENCUMBERED | |
|---------------|---|--------------------------|-----------------------------|--|---|----------------------------------|-------------------------|---------------------------------------|-------------|
| | | | | | AS a PERCENTAGE of (A+B) (vi) | As a PERCENTAGE of (A+B+C) (vii) | NUMBER OF SHARES (viii) | (IX)=(VIII)/(IV)*100 | |
| (f) | | | | | | | | | |
| (c) | Others | | | | | | | | |
| | NON RESIDENT INDIANS | 309 | 55315 | 54965 | 0.53 | 0.53 | | | |
| | CLEARING MEMBERS | 30 | 2525 | 2525 | 0.02 | 0.02 | | | |
| | TRUSTS | 1 | 26 | 26 | 0.00 | 0.00 | | | |
| (d) | Qualified Foreign Investor | 0 | 0 | 0 | 0.00 | 0.00 | | | |
| | Sub-Total B(2) : | 27319 | 2237948 | 2147423 | 21.29 | 21.29 | | | |
| | Total B=B(1)+B(2) : | 27341 | 2667242 | 2576717 | 25.37 | 25.37 | | | |
| | Total (A+B) : | 27349 | 10511929 | 10421404 | 100.00 | 100.00 | | | |
| (C) | Shares held by custodians, against which Depository Receipts have been issued | | | | | | | | |
| (1) | Promoter and Promoter Group | 0 | 0 | 0 | 0.00 | 0.00 | | | |
| (2) | Public | 0 | 0 | 0 | 0.00 | 0.00 | | | |
| | GRAND TOTAL (A+B+C) : | 27349 | 10511929 | 10421404 | 100.00 | 100.00 | 0 | 0.00 | 0.00 |



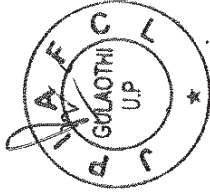


| CATEGORY CODE | CATEGORY OF SHAREHOLDER (ii) | NO OF SHAREHOLDERS (iii) | TOTAL NUMBER OF SHARES (iv) | NO OF SHARES HELD IN DEMATERIALIZED FORM (v) | TOTAL SHAREHOLDING AS A % OF TOTAL NO OF SHARES | | | SHARES PLEDGE OR OTHERWISE ENCUMBERED | |
|---------------|---|--------------------------|-----------------------------|--|---|----------------------------------|-------------------------|---------------------------------------|-------------|
| | | | | | AS a PERCENTAGE of (A+B) (vi) | As a PERCENTAGE of (A+B+C) (vii) | NUMBER OF SHARES (viii) | AS a PERCENTAGE (ix)=(viii)/(iv)*100 | |
| (A) | PROMOTER AND PROMOTER GROUP | | | | | | | | |
| (1) | INDIAN | | | | | | | | |
| (a) | Individual /HUF | 3 | 328300 | 328300 | 3.12 | 3.12 | 0 | 0.00 | 0.00 |
| (b) | Central Government/State Government(s) | 0 | 0 | 0 | 0.00 | 0.00 | 0 | 0.00 | 0.00 |
| (c) | Bodies Corporate | 5 | 7516387 | 7516387 | 71.50 | 71.50 | 0 | 0.00 | 0.00 |
| (d) | Financial Institutions / Banks | 0 | 0 | 0 | 0.00 | 0.00 | 0 | 0.00 | 0.00 |
| (e) | Others | 0 | 0 | 0 | 0.00 | 0.00 | 0 | 0.00 | 0.00 |
| | Sub-Total A(1) : | 8 | 7844687 | 7844687 | 74.63 | 74.63 | 0 | 0.00 | 0.00 |
| (2) | FOREIGN | | | | | | | | |
| (a) | Individuals (NRIs/Foreign Individuals) | 0 | 0 | 0 | 0.00 | 0.00 | 0 | 0.00 | 0.00 |
| (b) | Bodies Corporate | 0 | 0 | 0 | 0.00 | 0.00 | 0 | 0.00 | 0.00 |
| (c) | Institutions | 0 | 0 | 0 | 0.00 | 0.00 | 0 | 0.00 | 0.00 |
| (d) | Qualified Foreign Investor | 0 | 0 | 0 | 0.00 | 0.00 | 0 | 0.00 | 0.00 |
| (e) | Others | 0 | 0 | 0 | 0.00 | 0.00 | 0 | 0.00 | 0.00 |
| | Sub-Total A(2) : | 0 | 0 | 0 | 0.00 | 0.00 | 0 | 0.00 | 0.00 |
| | Total A=A(1)+A(2) | 8 | 7844687 | 7844687 | 74.63 | 74.63 | 0 | 0.00 | 0.00 |
| (B) | PUBLIC SHAREHOLDING | | | | | | | | |
| (1) | INSTITUTIONS | | | | | | | | |
| (a) | Mutual Funds /UTI | 0 | 0 | 0 | 0.00 | 0.00 | 0 | 0.00 | 0.00 |
| (b) | Financial Institutions /Banks | 3 | 221153 | 221153 | 2.10 | 2.10 | 0 | 0.00 | 0.00 |
| (c) | Central Government / State Government(s) | 0 | 0 | 0 | 0.00 | 0.00 | 0 | 0.00 | 0.00 |
| (d) | Venture Capital Funds | 0 | 0 | 0 | 0.00 | 0.00 | 0 | 0.00 | 0.00 |
| (e) | Insurance Companies | 0 | 0 | 0 | 0.00 | 0.00 | 0 | 0.00 | 0.00 |
| (f) | Foreign Institutional Investors | 19 | 208141 | 208141 | 1.98 | 1.98 | 0 | 0.00 | 0.00 |
| (g) | Foreign Venture Capital Investors | 0 | 0 | 0 | 0.00 | 0.00 | 0 | 0.00 | 0.00 |
| (h) | Qualified Foreign Investor | 0 | 0 | 0 | 0.00 | 0.00 | 0 | 0.00 | 0.00 |
| (i) | Others | 0 | 0 | 0 | 0.00 | 0.00 | 0 | 0.00 | 0.00 |
| | Sub-Total B(1) : | 22 | 429294 | 429294 | 4.08 | 4.08 | 0 | 0.00 | 0.00 |
| (2) | NON-INSTITUTIONS | | | | | | | | |
| (a) | Bodies Corporate | 509 | 656431 | 654431 | 6.24 | 6.24 | 0 | 0.00 | 0.00 |
| (b) | Individuals | | | | | | | | |
| | (i) Individuals holding nominal share capital upto Rs.1 lakh | 26463 | 1390201 | 1302026 | 13.22 | 13.22 | 0 | 0.00 | 0.00 |
| | (ii) Individuals holding nominal share capital in excess of Rs.1 lakh | 7 | 133450 | 133450 | 1.27 | 1.27 | 0 | 0.00 | 0.00 |

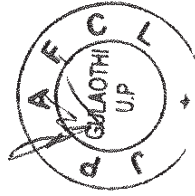
| Statement showing holding of securities (including shares, warrants, convertible securities) of persons belonging to the category "Promoter and Promoter Group" | | | | | | | | | | | | |
|---|---|--------------------------|--|-------------------|--|--|-------------------------------|--|---|--|------|--|
| Sr. No | Name of the Shareholder | Details of Shares held | | | Encumbered shares (*) | | | Details of Warrants | | Details of convertible securities | | Total Shares (including underlying shares assuming full conversion of warrants and convertible securities) as a % of diluted share capital |
| | | No. of Shares held (iii) | As a % of grand total (A)+(B)+(C) (iv) | Pledge Shares (v) | AS a percentage (vi)=(v)/(iii)*100 (vii) | AS a % of grand total (A) + (B) + (C) of sub-class (i)(c) (viii) | Number of warrants held (vii) | As a % total number of warrants of the same class (ix) | Number of convertible securities held (x) | As a % total number of convertible securities of the same class (xi) | | |
| 1 | SOYUZ TRADING COMPANY LIMITED | 2962066 | 28.18 | 0 | 0.00 | 0 | 0.00 | 0 | 0.00 | 0 | 0.00 | 28.18 |
| 2 | JINDAL PHOTO INVESTMENTS LTD. | 2862575 | 27.23 | 0 | 0.00 | 0 | 0.00 | 0 | 0.00 | 0 | 0.00 | 27.23 |
| 3 | RISHI TRADING COMPANY LTD. | 1249764 | 11.89 | 0 | 0.00 | 0 | 0.00 | 0 | 0.00 | 0 | 0.00 | 11.89 |
| 4 | CONSOLIDATED FINVEST AND HOLDINGS LIMITED | 380425 | 3.62 | 0 | 0.00 | 0 | 0.00 | 0 | 0.00 | 0 | 0.00 | 3.62 |
| 5 | SHYAM SUNDER JINDAL | 185800 | 1.77 | 0 | 0.00 | 0 | 0.00 | 0 | 0.00 | 0 | 0.00 | 1.77 |
| 6 | AAKRITI JINDAL | 112500 | 1.07 | 0 | 0.00 | 0 | 0.00 | 0 | 0.00 | 0 | 0.00 | 1.07 |
| 7 | CONSOLIDATED PHOTO & FINVEST LTD. | 61557 | 0.59 | 0 | 0.00 | 0 | 0.00 | 0 | 0.00 | 0 | 0.00 | 0.59 |
| 8 | BHAVESH JINDAL | 30000 | 0.29 | 0 | 0.00 | 0 | 0.00 | 0 | 0.00 | 0 | 0.00 | 0.29 |
| | TOTAL : | 7844687 | 74.63 | 0 | 0.00 | 0 | 0.00 | 0 | 0.00 | 0 | 0.00 | 74.63 |



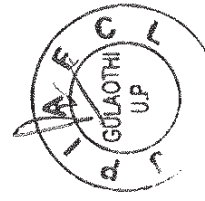
| (f)(2)(i) Statement showing holding of securities (including shares, warrants, convertible securities) of persons belonging to the category "Public" and holding more than 1% of the total number of shares | | | | | | | | | |
|---|---|-----------------------|--|-------------------------|---|---------------------------------------|--|-------------|---|
| Sr. No. | Name of the shareholder | Number of shares held | Shares as a percentage of total number of shares (i.e., Grant total (A)+(B)+(C) Indicated in Statement at para (f)(e) above) | Details of warrants | | | Details of convertible securities | | Total shares (including underlying shares assuming full conversion of warrants and convertible securities) as a % of diluted share capital) |
| | | | | Number of warrants held | As a % total number of warrants of the same class | Number of convertible securities held | % w.r.t total number of convertible securities of the same class | | |
| 1 | SANTOSH KUMAR KEJRIWAL SECURITIES PRIVATE LIMITED | 306092 | 2.91 | 0 | 0.00 | 0 | 0.00 | 0.00 | 2.91 |
| 2 | GENERAL INSURANCE CORPORATION OF INDIA | 175000 | 1.66 | 0 | 0.00 | 0 | 0.00 | 0.00 | 1.66 |
| | TOTAL : | 481092 | 4.58 | 0 | 0.00 | 0 | 0.00 | 0.00 | 4.58 |




| (1)(c)(ii) Statement showing holding of securities (including shares, warrants, convertible securities) of persons (together with PAC) belonging to the category "Public" and holding more than 5% of the total number of shares of the company | | | | | | |
|---|--|-----------------------|--|---------------------------------------|--|--|
| Sr. No. | Name(s) of the shareholder(s) and the Persons Acting in Concert (PAC) with shares held | Number of shares held | Shares as a percentage of total number of shares (i.e., Grant total (A)+(B)+(C) Indicated in Statement at para (1)(a) above) | Details of warrants | | Total shares (including underlying shares assuming full conversion of warrants and convertible securities) as a % of diluted share capital |
| | | | | Number of warrants held | As a % total number of warrants of the same class | |
| | | | | Details of convertible securities | | |
| | | | | Number of convertible securities held | % w.r.t total number of convertible securities of the same class | |
| | | | | 0 | 0 | 0 |
| TOTAL : | | | | 0 | 0 | 0 |



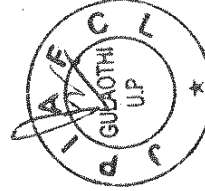
| (f)(c)(ii) Statement showing holding of securities (including shares, warrants, convertible securities) of persons (together with PAC) belonging to the category "Public" and holding more than 5% of the total number of shares of the company | | | | | | | | | |
|---|--|-----------------------|--|-------------------------|---|---------------------------------------|--|--|---|
| Sr.No. | Name(s) of the shareholder(s) and the Persons Acting in Concert (PAC) with shares held | Number of shares held | Shares as a percentage of total number of shares (i.e., Grant total (A)+(B)+(C) Indicated in Statement at para (i)(a) above) | Details of warrants | | Details of convertible securities | | Total shares (including underlying shares assuming full conversion of warrants and convertible securities) as a % of diluted share capital | |
| | | | | Number of warrants held | As a % total number of warrants of the same class | Number of convertible securities held | % w.r.t total number of convertible securities of the same class | | |
| | | | | | | | | | |
| TOTAL : | | | | | | | | | |
| | | 0 | | 0 | 0 | 0 | 0 | 0 | 0 |



| STATEMENT SHOWING DETAILS OF LOCKED-IN SHARES" | | | |
|--|-------------------------|----------------------------|---|
| (I)(d) | | | |
| | | | |
| Sr.No. | Name of the shareholder | Number of locked-in shares | Locked-in shares as a (%) percentage of total number of shares {i.e, Grand Total (A)+(B)+(C) Indicated in Statement at para (I)(a) above} |
| | | | Promoter/Promoter Group/Public |
| TOTAL : | | 0 | 0 |



| STATEMENT SHOWING DETAILS OF DEPOSITORY RECEIPTS (DRS) | | | |
|--|---|---|--|
| (i)(a) | | | |
| | Number of outstanding DRS | Number of shares underlying outstanding DRS | Shares underlying outstanding DRS as a percentage of total number of shares [i.e., Grand Total (A)+(B)+(C) indicated in Statement at Para(i)(a) above] |
| Sr.No. | Type of outstanding DR (ADRs,GDRs,SDRs, etc.) | | |
| TOTAL : | | | |
| | | 0 | 0 |



| Statement showing Holding of Depository Receipts (DRs), where underlying shares held by "Promoter/Promoter group" are in excess of 1% of the total number shares. | | | |
|---|-----------------------|---|---|
| (i)(b) | Name of the DR Holder | Type of outstanding DR (ADRs, GDRs, SDRs, etc.) | Number of shares underlying outstanding DRs |
| | | | 0 |
| TOTAL : | | | 0 |

