


Introductory sub-table (I)(a)

<b>Name of the Company: KLK Electrical Limited</b>			
<b>Scrip Code, Name of the scrip, class of security: 517170, KLKELEC, EQUITY</b>			
<b>Quarter ended: 30.9.2014</b>			
<b>Partly paid-up shares:-</b>			
	<b>No. of partly paid-up shares</b>	<b>As a % of total no. of partly paid-up shares</b>	<b>As a % of total no. of shares of the company</b>
Held by promoter/promoter group	0	0	0
Held by public	0	0	0
<b>Total</b>	<b>0</b>	<b>0</b>	<b>0</b>
<b>Outstanding convertible securities:-</b>			
	<b>No. of outstanding securities</b>	<b>As a % of total no. of outstanding convertible securities</b>	<b>As a % of total no. of shares of the company, assuming full conversion of the convertible securities</b>
Held by promoter/promoter group	0	0	0
Held by public	0	0	0
<b>Total</b>	<b>0</b>	<b>0</b>	<b>0</b>
<b>Warrants:-</b>			
	<b>No. of warrants</b>	<b>As a % of total no. of warrants</b>	<b>As a % of total no. of shares of the company, assuming full conversion of warrants</b>
Held by promoter/promoter group	0	0	0
Held by public	0	0	0
<b>Total</b>	<b>0</b>	<b>0</b>	<b>0</b>
<b>Total paid-up capital of the company, assuming full conversion of warrants and convertible securities</b>		<b>2650000</b>	




For KLK ELECTRICAL LIMITED

*[Signature]*

Director

Statement Showing Shareholding Pattern as on 30.9.2014								
Table (I)(a)								
Category code	Category of Shareholder	Number of Shareholders	Total number of shares	Number of shares held in dematerialized form	Total shareholding as a percentage of total number of shares		Shares Pledged or otherwise encumbered	
					As a percentage of (A+B) <sup>1</sup>	As a percentage of (A+B+C)	Number of shares	As a percentage
(I)	(II)	(III)	(IV)	(V)	(VI)	(VII)	(VIII)	(IX) = (VIII)/(IV)*100
<b>(A)</b>	<b>Shareholding of Promoter and</b>							
<b>1</b>	<b>Indian</b>							
(a)	Individuals/ Hindu Undivided Family							
		8	159549	157349	6.02	6.02	0	0.00
(b)	Central Government/ State Government(s)	0	0	0	0.00	0.00	0	0.00
(c)	Bodies Corporate	0	0	0	0.00	0.00	0	0.00
(d)	Financial Institutions/ Banks	0	0	0	0.00	0.00	0	0.00
(e)	Any Others(Specify)	0	0	0	0.00	0.00	0	0.00
(e-i)		0	0	0	0.00	0.00	0	0.00
(e-ii)		0	0	0	0.00	0.00	0	0.00
	<b>Sub Total(A)(1)</b>	<b>8</b>	<b>159549</b>	<b>157349</b>	<b>6.02</b>	<b>6.02</b>	<b>0</b>	<b>0.00</b>
<b>2</b>	<b>Foreign</b>							
a	Individuals (Non-Residents Individuals/	0	0	0	0.00	0.00	0	0.00
b	Bodies Corporate	0	0	0	0.00	0.00	0	0.00
c	Institutions	0	0	0	0.00	0.00	0	0.00
d	Qualified Foreign Investor	0	0	0	0.00	0.00	0	0.00
e	Any Others(Specify)	0	0	0	0.00	0.00	0	0.00
e-i					0.00	0.00		0.00
e-ii								
	<b>Sub Total(A)(2)</b>	<b>0</b>	<b>0</b>	<b>0</b>	<b>0.00</b>	<b>0.00</b>	<b>0</b>	<b>0.00</b>
	<b>Total Shareholding of Promoter</b>	<b>8</b>	<b>159549</b>	<b>157349</b>	<b>6.02</b>	<b>6.02</b>	<b>0</b>	<b>0.00</b>




For KLK ELECTRICAL LIMITED

*[Handwritten Signature]*

Director

<b>(B)</b>	<b>Public shareholding</b>							
1	<b>Institutions</b>							
(a)	Mutual Funds/ UTI	0	0	0	0.00	0.00	0	0.00
(b)	Financial Institutions / Banks	0	0	0	0.00	0.00	0	0.00
(c)	Central Government/ State Government(s)	0	0	0	0.00	0.00	0	0.00
(d)	Venture Capital Funds	0	0	0	0.00	0.00	0	0.00
(e)	Insurance Companies	0	0	0	0.00	0.00	0	0.00
(f)	Foreign Institutional Investors	0	0	0	0.00	0.00	0	0.00
(g)	Foreign Venture Capital Investors	0	0	0	0.00	0.00	0	0.00
(h)	Qualified Foreign Investor	0	0	0	0.00	0.00	0	0.00
(i)	Any Other (specify)	0	0	0	0.00	0.00	0	0.00
(i-ii)					0.00	0.00	0	0.00
(i-ii)								
	<b>Sub-Total (B)(1)</b>	<b>0</b>	<b>0</b>	<b>0</b>	<b>0.00</b>	<b>0.00</b>	<b>0</b>	<b>0.00</b>
<b>B 2</b>	<b>Non-institutions</b>							
(a)	Bodies Corporate	17	448335	447735	16.92	16.92	0	0.00
(b)	Individuals							
I	Individuals -i. Individual shareholders holding nominal share capital up to Rs 1 lakh	1302	474511	193061	17.91	17.91	0	0.00
II	ii. Individual shareholders holding nominal share capital in excess of Rs. 1 lakh.	20	1478510	1450510	55.79	55.79	0	0.00
(c)	Qualified Foreign Investor	0	0	0	0.00	0.00	0	0.00
(d)	Any Other (specify)							
(d-i)	Clearing Members				0.00	0.00	0	0.00
(d-ii)	Hindu Undivided Families	14	34195	34195	1.29	1.29	0	0.00
(d-iii)	Non Resident Indians	33	54900	17200	2.07	2.07	0	0.00
	<b>Sub-Total (B)(2)</b>	<b>1386</b>	<b>2490451</b>	<b>2142701</b>	<b>93.98</b>	<b>93.98</b>		
<b>(B)</b>	<b>Total Public Shareholding (B)= (B)(1)+(B)(2)</b>	<b>1386</b>	<b>2490451</b>	<b>2142701</b>	<b>93.98</b>	<b>93.98</b>	<b>0</b>	<b>0.00</b>
	<b>TOTAL (A)+(B)</b>	<b>1394</b>	<b>2650000</b>	<b>2300050</b>	<b>100.00</b>	<b>100.00</b>	<b>0</b>	<b>0.00</b>
<b>(C)</b>	<b>Shares held by Custodians and against which Depository Receipts have been issued</b>							
1	Promoter and Promoter Group	0	0	0	0	0.00	0	0.00
2	Public	0	0	0	0	0.00	0	0.00
	<b>Sub-Total (C)</b>	<b>0</b>	<b>0</b>	<b>0</b>	<b>0</b>	<b>0</b>	<b>0</b>	<b>0.00</b>
	<b>GRAND TOTAL (A)+(B)+(C)</b>	<b>1394</b>	<b>2650000</b>	<b>2300050</b>	<b>100.00</b>	<b>100.00</b>	<b>0</b>	<b>0.00</b>



For KLK ELECTRICAL LIMITED

*[Signature]*  
Director

(I)(b) Statement showing holding of securities (including shares, warrants, convertible securities) of persons belonging to the category "Promoter and Promoter Group" as on 30.9.2014

Sr. No.	Name of the shareholder	Details of Shares held		Encumbered shares (*)			Details of warrants		Details of		Total shares
		Number of shares held	As a % of grand total (A)+(B)+(C)	No.	As a percentage	As a % of grand total (A)+(B)+(C) of sub-clause (I)(a)	Number of warrants held	As a % total number of warrants of the same class	Number of convertible securities held	As a % total number of convertible securities of the same class	
(i)	(ii)	(iii)	(iv)	(v)	(vi)=(v)/(iii)*100	(vii)	(viii)	(ix)	(x)	(xi)	(xii)
1	Devi Lavakumar	100	0.00	0	0.00	0.00	0	0	0	0	0.0037
2	Devi Lavakumar	100	0.00	0	0.00	0.00	0	0	0	0	0.0037
3	Karthik L.	700	0.03	0	0.00	0.00	0	0	0	0	0.0264
4	Lavakumar V.	100	0.00	0	0.00	0.00	0	0	0	0	0.0037
5	Devi Lavakumar	100	0.00	0	0.00	0.00	0	0	0	0	0.0037
6	Lavakumar V.	1100	0.04	0	0.00	0.00	0	0	0	0	0.0415
7	V.Lavakumar	95349	3.60	0	0.00	0.00	0	0	0	0	3.5981
8	Devi Lavakumar	62000	2.34	0	0.00	0.00	0	0	0	0	2.3396
	<b>TOTAL</b>	<b>159549</b>	<b>6.02</b>	<b>0</b>	<b>0.00</b>	<b>0.00</b>	<b>0</b>	<b>0</b>	<b>0</b>	<b>0</b>	<b>6.0204</b>

(\*) The term "encumbrance" has the same meaning as assigned to it in regulation 28(3) of the SAST Regulations, 2011



For KLK ELECTRICAL LIMITED

*[Signature]*  
Director

(1)(c)(i) Statement showing holding of securities (including shares, warrants, convertible securities) of persons belonging to the category "Public" and holding more than 1% of the total number of shares as on 30.9.2014

Sr. No.	Name of the shareholder	Number of shares held	Shares as a percentage of total number of shares {i.e., Grand Total (A)+(B)+(C) Indicated in Statement at para (1)(a) above}	Details of warrants		Details of convertible securities		Total shares (including underlying shares assuming full conversion of warrants and convertible securities) as a % of diluted share capital
				Number of warrants held	As a % total number of warrants of the same class	Number of convertible securities held	% w.r.t total number of convertible securities of the same class	
1	Hitesh Ramji Jhaveri	81000	3.06	0	0	0	0	3.056603774
2	Ankit Gala	92150	3.48	0	0	0	0	3.477358491
3	J Sri Rama Chandra Durga Prasad	205000	7.74	0	0	0	0	7.7358
4	Vinay K.Bothra	30889	1.17	0	0	0	0	1.165622642
5	Rajendra Naniwadekar	336100	12.68	0	0	0	0	12.68301887
6	Mayur N.Dharod	312000	11.77	0	0	0	0	11.77358491
7	Pragna Tinesh Gala	35000	1.32	0	0	0	0	1.320754717
8	Shanta Dattatray Patil	50200	1.89	0	0	0	0	1.894339623
9	G Hanumantha Rao	157050	5.93	0	0	0	0	5.926415094
10	Uday Kranti Investments Limited	350000	13.21	0	0	0	0	13.20754717
11	J.Srinivasa Murthy	38000	1.43	0	0	0	0	1.433962264
12	kelton Securities Private Limited	54355	3.15	0	0	0	0	3.1503
<b>TOTAL</b>		<b>1741744</b>	<b>65.73</b>	<b>0</b>	<b>0</b>	<b>0</b>	<b>0</b>	<b>66.82530755</b>




For K L K ELECTRICAL LIMITED

*[Signature]*  
Director

(I)(d) Statement showing details of locked-in shares as on 30.9.2014

Sr. No.	Name of the shareholder	Number of locked-in shares	Locked-in shares as a percentage of total number of shares {i.e., Grand Total (A)+(B)+(C) indicated in Statement at para (I)(a) above}
1	NIL	Nil	#VALUE!
2			0.00
3			0.00
4			0.00
5			0.00
6			0.00
7			0.00
8			0.00
9			0.00
<b>TOTAL</b>		<b>0</b>	<b>0.00</b>



For KLK ELECTRICAL LIMITED

*[Signature]*  
Director

(II)(a) Statement showing details of Depository Receipts (DRs) as on 30.9.2014

Sr. No.	Type of outstanding DR (ADRs, GDRs, SDRs, etc.)	Number of outstanding DRs	Number of shares underlying outstanding DRs	Shares underlying outstanding DRs as a percentage of total number of shares {i.e., Grand Total (A)+(B)+(C) indicated in Statement at para (I)(a) above}
1	Nil	Nil	Nil	#VALUE!
2				0.00
3				0.00
4				0.00
5				0.00
6				0.00
7				0.00
8				0.00
9				0.00
<b>TOTAL</b>		<b>0</b>	<b>0</b>	<b>0.00</b>



For KLK ELECTRICAL LIMITED

  
Director

