


## Introductory sub-table (I)(a)

Name of the Company: Kalpataru Power Transmission Ltd.			
Stock Exchange :	BSE	NSE	Quarter Ended
Scrip Code :	522287	KALPATPOWR	September 30, 2014
Partly paid-up shares:-	No. of partly paid-up shares	As a % of total no. of partly paid-up Shares	As a % of total no. of shares of the company
Held by promoter/promoter group			
Held by public			
<b>Total</b>			
Outstanding convertible securities:-	No. of outstanding securities	As a % of total no. of outstanding convertible securities	As a % of total no. of shares of the company, assuming full conversion of the convertible securities
Held by promoter/promoter group			
Held by public			
<b>Total</b>			
Warrants:-	No. of warrants	As a % of total no. of warrants	As a % of total no. of shares of the company, assuming full conversion of Warrants
Held by promoter/promoter group			
Held by public			
<b>Total</b>			
Total paid-up capital of the company, assuming full conversion of warrants and convertible securities			


For KALPATARU POWER TRANSMISSION LIMITED




RAHUL C. SHAH  
COMPANY SECRETARY

Date : October 13, 2014  
Place : Gandhinagar

**Statement Showing Shareholding Pattern**

		Table (I)(a)				 <b>KALPA-TARU</b>		
Name of the Company :		KALPATARU POWER TRANSMISSION LIMITED						
Stock Exchange :		BSE	NSE					
Scrip Code :		522287	KALPATPOWR	Quarter Ended	September 30, 2014			
Category code	Category of Shareholder	Number of Shareholders	Total number of shares	Number of shares held in dematerialized form	Total shareholding as a percentage of total number of shares		Shares Pledged or otherwise encumbered	
					As a percentage of (A+B) <sup>1</sup>	As a percentage of (A+B+C)	Number of shares	As a percentage
(I)	(II)	(III)	(IV)	(V)	(VI)	(VII)	(VIII)	(IX)=(VIII)/(IV)*100
(A)	<b>Shareholding of Promoter and Promoter Group</b>							
1	<b>Indian</b>							
(a)	Individuals/ Hindu Undivided Family	16	31142867	31142867	20.29%	20.29%	800000	2.57%
(b)	Central Government/ State Government(s)	-	-	-	-	-	-	-
(c)	Bodies Corporate	5	59791796	59791796	38.96%	38.96%	27224601	45.53%
(d)	Financial Institutions/ Banks	-	-	-	-	-	-	-
(e)	Any Others(Specify)	-	-	-	-	-	-	-
	<b>Sub Total(A)(1)</b>	<b>21</b>	<b>90934663</b>	<b>90934663</b>	<b>59.26%</b>	<b>59.26%</b>	<b>28024601</b>	<b>30.82%</b>
2	<b>Foreign</b>							
a	Individuals (Non-Residents Individuals/ Foreign Individuals)	1	300,000	300,000	0.20%	0.20%	-	-
b	Bodies Corporate	-	-	-	-	-	-	-
c	Institutions	-	-	-	-	-	-	-
d	Qualified Foreign Investor	-	-	-	-	-	-	-
e	Any Others(Specify)	-	-	-	-	-	-	-
	<b>Sub Total(A)(2)</b>	<b>1</b>	<b>300,000</b>	<b>300,000</b>	<b>0.20%</b>	<b>0.20%</b>	<b>-</b>	<b>-</b>
	<b>Total Shareholding of Promoter and Promoter Group (A)= (A)(1)+(A)(2)</b>	<b>22</b>	<b>91234663</b>	<b>91234663</b>	<b>59.45%</b>	<b>59.45%</b>	<b>28024601</b>	<b>30.72%</b>
(B)	<b>Public shareholding</b>							
1	<b>Institutions</b>							
(a)	Mutual Funds/ UTI	35	19415722	19415722	12.65%	12.65%	NA	N/A
(b)	Financial Institutions / Banks	5	461633	459633	0.30%	0.30%	19210	4.16%
(c)	Central Government/ State Government(s)	-	-	-	-	-	NA	NA
(d)	Venture Capital Funds	1	7195000	7195000	4.69%	4.69%	NA	N/A
(e)	Insurance Companies	2	7181443	7181443	4.68%	4.68%	NA	NA
(f)	Foreign Institutional Investors	46	13736877	13736877	8.95%	8.95%	NA	NA
(g)	Foreign Venture Capital Investors	-	-	-	-	-	NA	N/A
(h)	Qualified Foreign Investor	-	-	-	-	-	NA	NA
(i)	Any Other (specify)	-	-	-	-	-	NA	NA
(i-1)	Foreign Financial Institution	1	1000	-	0.00%	-	NA	NA
(i-2)	Trusts	4	186,517	186,517	0.12%	0	NA	NA
	<b>Sub-Total (B)(1)</b>	<b>94</b>	<b>48178192</b>	<b>48175192</b>	<b>31.39%</b>	<b>31.39%</b>	<b>19210</b>	<b>0.04%</b>



<b>B 2</b>	<b>Non-institutions</b>								
(a)	Bodies Corporate	477	4134012	4124512	2.69%	2.69%	579034	14.01%	
(b)	Individuals								
I	Individuals -i. Individual shareholders holding nominal share capital up to Rs 1 lakh	20818	7913369	7303734	5.16%	5.16%	219240	2.77%	
II	ii. Individual shareholders holding nominal share capital in excess of Rs. 1 lakh.	5	741197	645197	0.48%	0.48%	NA	NA	
(c)	Qualified Foreign Investor	-	-	-	-	-	NA	NA	
(d)	Any Other (specify)	-	-	-	-	-	NA	NA	
(d-i)	Non Resident Indians (Repat)	369	484289	478289	0.32%	0.32%	1,065	0.22%	
(d-ii)	Non Resident Indians (Non Repat)	110	492010	492010	0.32%	0.32%	NA	NA	
(d-iii)	Clearing Members	182	282838	282838	0.18%	0.18%	80182	28.35%	
	<b>Sub-Total (B)(2)</b>	<b>21961</b>	<b>14047715</b>	<b>13326580</b>	<b>9.15%</b>	<b>9.15%</b>	<b>879521</b>	<b>6.26%</b>	
<b>(B)</b>	<b>Total Public Shareholding (B)=(B)(1)+(B)(2)</b>	<b>22055</b>	<b>62225907</b>	<b>61501772</b>	<b>40.55%</b>	<b>40.55%</b>	<b>898731</b>	<b>1.44%</b>	
	<b>TOTAL (A)+(B)</b>	<b>22077</b>	<b>153460570</b>	<b>152736435</b>	<b>100.00%</b>	<b>100.00%</b>	<b>28923332</b>	<b>18.85%</b>	
<b>(C)</b>	Shares held by Custodians and against which Depository Receipts have been issued	-	-	-	-	-	-	-	
1	Promoter and Promoter Group	-	-	-	-	-	-	-	
2	Public	-	-	-	-	-	-	-	
	<b>TOTAL (C)</b>	<b>-</b>	<b>-</b>	<b>-</b>	<b>-</b>	<b>-</b>	<b>NA</b>	<b>NA</b>	
	<b>GRAND TOTAL (A)+(B)+(C)</b>	<b>22077</b>	<b>153460570</b>	<b>152736435</b>	<b>100.00%</b>	<b>100.00%</b>	<b>28923332</b>	<b>18.85%</b>	

**Notes**

1	Total Foreign Shareholding is 1,50,14,176 shares (9.78%).
2	The Company has no outstanding GDR and ADR.

For KALPATARU POWER TRANSMISSION LIMITED

*Rahul C. Shah*

RAHUL C. SHAH  
COMPANY SECRETARY

Date : October 13, 2014

Place : Gandhinagar

(I)(b) Statement showing holding of securities (including shares, warrants, convertible securities) of persons belonging to the "Promoter and Promoter Group"

Sr. No.	Name of the shareholder	PAN NO.	Total shares held		Encumbered shares (*)			Details of warrants		Details of convertible securities		Total shares (including underlying shares assuming full conversion of warrants and convertible securities) as a % of diluted share capital
			Number of shares	As a % of grand total (A)+(B)+(C)	Number	As a percentage of	As a % of grand total (A)+(B)+(C) of sub-clause (I)(a)	Number of warrants held	As a % total number of warrants of the same class	Number of convertible securities held	As a % total number of convertible securities of the same class	
(I)	(II)		(III)	(IV)	(V)	(VI) = (V)/(III)*100	(VII)	(VIII)	(IX)	(X)	(XI)	(XII)
1	KALPATARU CONSTRUCTIONS PRIVATE LIMITED	AAACK2288F	23,350,000	15.22%	10,409,601	44.58%	6.78%	-	-	-	-	-
2	K C HOLDINGS PVT LTD	AAACK2107K	21,142,600	13.78%	16,815,000	79.53%	10.96%	-	-	-	-	-
3	MOFATRAJ PUKHARAJ MUNOT	AAACK1975H	13,736,822	8.95%	-	-	-	-	-	-	-	-
4	KALPATARU PROPERTIES PVT LTD	AFHPM3594B	13,646,196	8.89%	-	-	-	-	-	-	-	-
5	PARAG MOFATRAJ MUNOT**	AADPM8911H	13,463,615	8.77%	800,000	5.94%	0.52%	-	-	-	-	-
6	TARA KANGA	AGSPK6134F	1,554,130	1.01%	-	-	-	-	-	-	-	-
7	KALPATARU VINIYOG PVT LTD	AAACK0407A	1,320,000	0.86%	-	-	-	-	-	-	-	-
8	SUDHA RAJESH GOLECHA	AEPFG2458M	871,650	0.57%	-	-	-	-	-	-	-	-
9	SUNITA VIJAY CHORARIA	AADPC2308J	871,650	0.57%	-	-	-	-	-	-	-	-
10	KALPATARU HOLDINGS PVT LTD	AAACK2287L	333,000	0.22%	-	-	-	-	-	-	-	-
11	MOHAMMED ISMAIL KANGA	AHCPK8764A	300,000	0.20%	-	-	-	-	-	-	-	-
12	IMTIAZ KANGA	AADPK6541M	300,000	0.20%	-	-	-	-	-	-	-	-
13	IMRAN IMTIAZ KANGA	AGKPK5141J	100,000	0.07%	-	-	-	-	-	-	-	-
14	ISHRAT IMTIAZ KANGA	AMQPK7383L	100,000	0.07%	-	-	-	-	-	-	-	-
15	ISMAT IMTIAZ KANGA	AMVPK3447N	100,000	0.07%	-	-	-	-	-	-	-	-
16	CHANDRA AMAR MUNOT	AAHPM4831C	10,000	0.01%	-	-	-	-	-	-	-	-
17	JASH CHORARIA	ARTPC6629B	7,000	0.00%	-	-	-	-	-	-	-	-
18	KHUSHALI RAJESH GOLECHHA	ASAPG7743E	7,000	0.00%	-	-	-	-	-	-	-	-
19	RAJESH BHAGCHAND GOLECHHA	AAQPG6950K	7,000	0.00%	-	-	-	-	-	-	-	-
20	UMANG GOLECHHA	AMSPG6065D	7,000	0.00%	-	-	-	-	-	-	-	-
21	VIJAY K CHORARIA	AECPC6810N	7,000	0.00%	-	-	-	-	-	-	-	-
<b>TOTAL</b>			<b>91,234,663</b>	<b>59.45%</b>	<b>28,024,601</b>	<b>30.72%</b>	<b>18.26%</b>	-	-	-	-	-

(\*) The term "encumbrance" has the same meaning as assigned to it in regulation 28(3) of the SAST Regulations, 2011

\*\* Disclosed consolidated position covering holding of Mr. Parag Mofatraj Munot with Mrs. Monica Parag Munot holding 581100 shares.

For KALPATARU POWER TRANSMISSION LIMITED

*Rahul C. Shah*

RAHUL C. SHAH  
COMPANY SECRETARY


Date : October 13, 2014  
Place : Gandhinagar

(I)(c)(i) Statement showing holding of securities (including shares, warrants, convertible securities) of persons belonging to the Category "Public" and holding more than 1% of the total number of shares

Sr. No.	Name of the shareholder	PAN No.	Number of shares held	Shares as a percentage of total number of shares [i.e., Grand Total (A)+(B)+(C) indicated in Statement at para (I)(a) above]	Details of warrants		Details of convertible securities		Total shares (including underlying shares assuming full conversion of warrants and convertible securities) as a % of diluted share capital
					Number of warrants held	As a % total number of warrants of the same class	Number of convertible securities held	% w.r.t total number of convertible securities of the same class	
1	IDBI TRUSTEESHIP SERVICES LIMITED(INDIA ADVANTAGE FUND-V)	AAATH4950K	7195000	4.69%	-	-	-	-	-
2	ICICI PRUDENTIAL LIFE INSURANCE COMPANY LTD	AAACI1735P	6821328	4.45%	-	-	-	-	-
3	ICICI PRUDENTIAL INFRASTRUCUTRE COMPANY LTD.	AAAAI0038F	6694357	4.36%	-	-	-	-	-
4	HSBC GLOBAL INVESTMENT FUNDS A/C HSBC GIF MAURITIUS LIMITED	AAACH2172B	5454094	3.55%	-	-	-	-	-
5	BIRLA SUN LIFE TRUSTEE COMPANY PRIVATE LIMITED A/C BIRLA SUN LIFE ADVANTAGE FUND	AAATB0102C	2726500	1.78%	-	-	-	-	-
6	DSP BLACKROCK INDIA T.I.G.E.R. FUND	AAAJD0430B	2490743	1.62%	-	-	-	-	-
7	UTI - ENERGY FUND	AAATU1088L	2351054	1.53%	-	-	-	-	-
8	MORGAN STANLEY MAURITIUS COMPANY LIMITED	AADCM5927G	2085114	1.36%	-	-	-	-	-
9	EASTSPRING INVESTMENTS INDIA INFRASTRUCTURE EQUITY OPEN LIMITED	AAECP0236A	1785679	1.16%	-	-	-	-	-
10	L AND T INFRASTRUCTURE FUND	AAATC4460E	1666618	1.09%	-	-	-	-	-
11	FRANKLIN TEMPLETON MUTUAL FUND A/C FRANKLIN INDIA OPPORTUNITIES FUND	AAATT4931H	1644832	1.07%	-	-	-	-	-
<b>TOTAL</b>			<b>40915319</b>	<b>26.66%</b>	-	-	-	-	-

\* Consolidated position of ICICI Prudential Mutual Funds holding shares in multiple schemes under common PAN.

For KALPATARU POWER TRANSMISSION LIMITED



RAHUL C. SHAH  
COMPANY SECRETARY

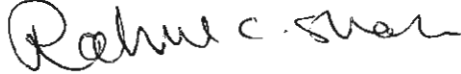
Date : October 13, 2014  
Place : Gandhinagar

**(I)(c)(ii) Statement showing holding of securities (including shares, warrants, convertible securities) of persons (together with PAC) belonging to the category "Public" and holding more than 5% of the total number of shares of the company**

Sr. No.	Name(s) of the shareholder(s) and the Persons Acting in Concert (PAC) with them	PAN No.	Number of shares	Shares as a percentage of total number of shares {i.e., Grand Total (A)+(B)+(C) indicated in Statement at para (I)(a) above}	Details of warrants		Details of convertible securities		Total shares (including underlying shares assuming full conversion of warrants and convertible securities) as a % of diluted share capital
					Number of warrants	As a % total number of warrants of the same class	Number of convertible securities held	% w.r.t total number of convertible securities of the same class	
1	NIL	0	0	0.00%	-	-	-	-	-
<b>TOTAL</b>			<b>0</b>	<b>0.00%</b>	<b>-</b>	<b>-</b>	<b>-</b>	<b>-</b>	<b>-</b>

\* Consolidated position of ICICI Prudential Mutual Funds holding shares in multiple schemes under common PAN.

For KALPATARU POWER TRANSMISSION LIMITED



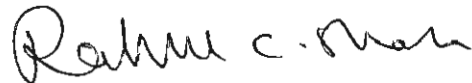
RAHUL C. SHAH  
 COMPANY SECRETARY

Date : October 13, 2014  
 Place : Gandhinagar

**(I)(d) Statement showing details of locked-in shares**

Sr. No.	Name of the shareholder	Number of locked-in shares	Locked-in shares as a percentage of total number of shares {i.e., Grand Total (A)+(B)+(C) indicated in Statement at para (I)(a) above}
1			
2			
3			
4			
5			
<b>Not Applicable</b>			
<b>TOTAL</b>			

For KALPATARU POWER TRANSMISSION LIMITED



**RAHUL C. SHAH**  
**COMPANY SECRETARY**

Date : October 13, 2014

Place : Gandhinagar







(III) (a) Statement showing the voting pattern of shareholders, if more than one class of shares/securities is issued by the issuer.

(Give description of voting rights for each class of security.

Class X:

Class Y:

Class Z: )

Category code (I)	Category of shareholder (II)	Number of Voting Rights held in each class of securities			Total Voting Rights (III+IV+V) (VI)	Total Voting Rights i.e. (VI)	
		Class X (III)	Class Y (IV)	Class Z (V)		(VII)	(VIII)
(A)	<b>Promoter and Promoter Group</b>						
-1	<b>Indian</b>						
(a)	Individuals/ Hindu Undivided Family						
(b)	Central Government/ State Government(s)						
(c)	Bodies Corporate						
(d)	Financial Institutions/ Banks						
(e)	Any Other (specify)						
	<b>Sub-Total (A)(1)</b>						
-2	<b>Foreign</b>						
(a)	Individuals (Non-Resident Individuals/ Foreign Individuals)						
(b)	Bodies Corporate						
(c)	Institutions						
(d)	Any Other (specify)						
	<b>Sub-Total (A)(2)</b>						
	<b>Total Shareholding of Promoter and Promoter Group (A)= (A)(1)+(A)(2)</b>						
(B)	<b>Public shareholding</b>						
-1	<b>Institutions</b>						
(a)	Mutual Funds/UTI						
(b)	Financial Institutions/ Banks						
(c)	Central Government/ State Government(s)						
(d)	Venture Capital Funds						
(e)	Insurance Companies						
(f)	Foreign Institutional Investors						
(g)	Foreign Venture Capital Investors						
(h)	Any Other (specify)						
	<b>Sub-Total (B)(1)</b>						
-2	<b>Non-institutions</b>						
(a)	Bodies Corporate						
(b)	Individuals -						
	i. Individual shareholders holding nominal share capital up to Rs. 1 lakh.						
	ii. Individual shareholders holding nominal share capital in excess of Rs. 1 lakh.						
(c)	Any Other (specify)						
	<b>Sub-Total (B)(2)</b>						
	<b>Total Public Shareholding (B)= (B)(1)+(B)(2)</b>						
	<b>TOTAL (A)+(B)</b>						
(C)	<b>Shares held by Custodians and against which Depository Receipts have been</b>						
	<b>GRAND TOTAL (A)+(B)+(C)</b>						

**Not Applicable**

For KALPATARU POWER TRANSMISSION LIMITED

*Rahul C. Shah*

RAHUL C. SHAH  
COMPANY SECRETARY

Date : October 13, 2014

Place : Gandhinagar