

Name of the Company	: KAVVERI TELECOM PRODUCTS LIMITED
Scrip Code	: 590041
Name of the scrip	: KAVERITEL
Class of security	: EQUITY
Quarter ended	: 30TH SEPTEMBER 2014

SHAREHOLDING PATTERN IN COMPLIANCE WITH CLAUSE 35 OF THE LISTING AGREEMENT AS ON 30TH SEPTEMBER 2014

1(a) Statement showing Shareholding Pattern.


Partly paid-up shares :-	No of partly paid-up shares	As a % of total no. of partly paid-up shares	As a % of total no. of shares of the Company
Held by promoter/promoter group	-	-	-
Held by Public	-	-	-
Total(D)	-	-	-
Outstanding convertible securities :-	No of outstanding securities	As a % of total no. of outstanding convertible securities	As a % of total no. of shares of the company, assuming full conversion of the convertible securities
Held by promoter/promoter group	-	-	-
Held by Public	-	-	-
Total(E)	-	-	-
Warrants :-	No of warrants	As a % of total no. of warrants	As a % of total no. of shares of the Company, assuming full conversion of warrants
Held by promoter/promoter group	-	-	-
Held by Public	-	-	-
Total(F)	-	-	-
Total paid-up capital of the company, assuming full conversion of warrants and convertible securities (A+B+C)+(D+E+F)	20,124,260	-	100.00




Category Code	Category of shareholder	Total Number of shareholders	Total number of shares	Number of shares held in dematerialized form	Total shareholding as a percentage of total number of shares		Shares pledged or otherwise encumbered	
					As a percentage of (A+B) <sup>1</sup>	As a percentage of (A+B+C)	Number of shares	As a percentage
(I)	(II)	(III)	(IV)	(V)	(VI)	(VII)	(VIII)	(IX)=(VIII)/(IV)*100
(A)	Shareholding of Promoter and Promoter Group <sup>2</sup>							
(1)	Indian							
(a)	Individuals/ Hindu Undivided Family	3	3045931	3045931	15.14	15.14	1,687,000	55.39
(b)	Central Government/ State Government(s)	-	-	-	-	-	-	-
(c)	Bodies Corporate	-	-	-	-	-	-	-
(d)	Financial Institutions/ Banks	-	-	-	-	-	-	-
(e)	Any Other (specify)	-	-	-	-	-	-	-
	Sub-Total (A)(1)	3	3045931	3045931	15.14	15.14	1,687,000	55.39
(2)	Foreign							
(a)	Individuals (Non-Resident Individuals/ Foreign Individuals)	-	-	-	-	-	-	-
(b)	Bodies Corporate	-	-	-	-	-	-	-
(c)	Institutions	-	-	-	-	-	-	-
(d)	Qualified Foreign Investor	-	-	-	-	-	-	-
(e)	Any Other (specify)	-	-	-	-	-	-	-
	Sub-Total (A)(2)	0	0	0	0.00	0.00	-	-
	Total Shareholding of Promoter and Promoter Group (A)=(A)(1)+(A)(2)	3	3,045,931	3,045,931	15.14	15.14	1,687,000	55.39
(B)	Public shareholding <sup>3</sup>							
(1)	Institutions							
(a)	Mutual Funds/ UTI	-	-	-	-	-	-	-
(b)	Financial Institutions/ Banks	1	1,121,583	1,121,583	5.57	5.57	-	-
(c)	Central Government/ State Government(s)	-	-	-	-	-	-	-
(d)	Venture Capital Funds	-	-	-	-	-	-	-
(e)	Insurance Companies	2	1,883,071	1,883,071	9.36	9.36	-	-
(f)	Foreign Institutional Investors	7	3,043,619	3,043,619	15.12	15.12	-	-
(g)	Foreign Venture Capital Investors	1	987,500	987,500	4.91	4.91	-	-
(h)	Qualified Foreign Investor	-	-	-	-	-	-	-
(i)	Any Other (specify)	-	-	-	-	-	-	-
	Sub-Total (B)(1)	11	7,035,773	7,035,773	34.96	34.96	-	-
(2)	Non-Institutions							
(a)	Bodies Corporate	171	4,895,219	4,895,218	24.32	24.32	-	-
(b)	Individuals -							
	i. Individual shareholders holding nominal share capital up to Rs. 1 lakh.	5,469	2,193,376	2,120,850	10.90	10.90	-	-
	ii. Individual shareholders holding nominal share capital in excess of Rs. 1 lakh.	46	2,603,593	2,603,593	12.94	12.94	-	-
(c)	Qualified Foreign Investor	-	-	-	-	-	-	-
(d)	Any Other (specify)	-	-	-	-	-	-	-
	Sub-Total (B)(2)	80	251,857	251,857	1.25	1.25	-	-
	Clearing Member	67	985,111	985,111	0.49	0.49	-	-
	Sub-Total (B)(2)	5,833	10,042,556	9,970,029	49.90	49.90	-	-
	Total Public Shareholding (B)=(B)(1)+(B)(2)	5,844	17,078,329	17,005,802	84.86	84.86	-	-
	TOTAL (A)+(B)	5,847	20,124,260	20,051,733	100.00	100.00	1,687,000	8.38

NOT APPLICABLE

NOT APPLICABLE




Category Code	Category of shareholder	Total Number of shareholders	Total number of shares	Number of shares held in dematerialized form	Total shareholding as a percentage of total number of shares		Shares pledged or otherwise encumbered	
					As a percentage of (A+B) <sup>1</sup>	As a percentage of (A+B+C)	Number of shares	As a percentage
(I)	(II)	(III)	(IV)	(V)	(VI)	(VII)	(VIII)	(IX)=(VIII)/(VI)*100
(C)	Shares held by Custodians and against which Depository Receipts have been issued							
1	Promoter and Promoter Group	-	-	-	-	-	-	-
2	Public	-	-	-	-	-	-	-
	Sub-Total (C)	-	-	-	-	-	-	-
	GRAND TOTAL (A)+(B)+(C)	5,847	20,124,260	20,051,733	100.00	100.00	1,967,000	8.38



(l) (b) Statement showing holding of securities (including shares, warrants, convertible securities) of persons belonging to the category "Promoter and Promoter Group"

Sr. No.	Name of the shareholder	Details of Shares held		Encumbered shares (*)			Details of warrants		Details of convertible securities		Total shares (including underlying shares assuming full conversion of warrants and convertible securities) as a % of diluted share capital
		No. of Shares held	As a % of grand total (A)+(B)+(C)	No.	As a percentage	As a % of grand total (A)+(B)+(C) of sub-clause (I)(a)	Number of warrants held	As a % total number of warrants of the same class	Number of convertible securities held	As a % total number of convertible securities of the same class	
(I)	(II)	(III)	(IV)	(V)	(VI)=(V)/(III)*100	(VII)	(VIII)	(IX)	(X)	(XI)	(XII)
1.	SHIVKUMAR REDDY	773854	3.85	712060	92.01	3.54	-	-	-	-	-
2.	R H KASTURI	521977	2.59	469940	90.03	2.34	-	-	-	-	-
3.	UMA REDDY C	1750100	8.70	505000	28.86	2.51	-	-	-	-	-
	<b>Total</b>	<b>3045931</b>	<b>15.14</b>	<b>1687000</b>	<b>55.39</b>	<b>8.38</b>	<b>0</b>	<b>0.00</b>	<b>0</b>	<b>0.00</b>	<b>0.00</b>



(I)(d) Statement showing details of locked-in shares


Sr. No.	Name of the shareholder	Number of locked-in shares	Locked-in shares as a percentage of total number of shares (i.e., Grand Total (A)+(B)+(C) indicated in Statement at para (I)(a) above)	Promoter / Promoter Group / Public
1	Uma Reddy C	50,000	0.25	Promoter
	<b>TOTAL</b>	<b>50,000</b>	<b>0.25</b>	

(II)(a) Statement showing details of Depository Receipts (DRs)

Sr. No.	Type of outstanding DR (ADRs, GDRs, SDRs, etc.)	Number of outstanding DRs	Number of shares underlying outstanding DRs	Shares underlying outstanding DRs as a percentage of total number of shares (i.e., Grand Total (A)+(B)+(C) Indicated in Statement at para (I)(a) above)
	NIL	NIL	NIL	NIL

(II)(b) Statement showing Holding of Depository Receipts (DRs), where underlying shares held by 'promoter / promoter group' are in excess of 1% of the total number of shares.

Sr. No.	Name of the DR Holder	Type of outstanding DR (ADRs, GDRs, SDRs, etc.)	Number of shares underlying outstanding DRs	Shares underlying outstanding DRs as a percentage of total number of shares (i.e., Grand Total (A)+(B)+(C) Indicated in Statement at para (I)(a) above)
	NIL	NIL	NIL	NIL



(l)(c) (i) Statement showing holding of securities (including shares, warrants, convertible securities) of persons belonging to the category "Public" and holding more than 1% of the total number of shares

Sr. No.	Name of the shareholder	Number of shares held	Shares as a percentage of total number of shares (i.e., Grand Total (A)+(B)+(C) indicated in Statement at para (l)(a) above)	Details of warrants		Details of convertible securities		Total shares (including underlying shares assuming full conversion of warrants and convertible securities) as a % of diluted share capital
				Number of warrants held	As a % total number of warrants of the same class	Number of convertible securities held	% w.e.t total number of convertible securities of the same class	
1	IMAGE SECURITIES LTD	1990600	9.89	-	-	-	-	-
2	DENA BANK - CONSTITUENT BRANCHES	1121583	5.57	-	-	-	-	-
3	ATHENA INDIA OPPORTUNITIES	987500	4.91	-	-	-	-	-
4	GENERAL INSURANCE CORPORATION OF INDIA	983071	4.89	-	-	-	-	-
5	AFFLUENCE SHARES AND STOCKS PRIVATE LIMITED	956075	4.75	-	-	-	-	-
6	UNITED INDIA INSURANCE COMPANY LIMITED	900000	4.47	-	-	-	-	-
7	NEW LEAINA INVESTMENTS LIMITED	690000	3.43	-	-	-	-	-
8	ARES DIVERSIFIED	630000	3.13	-	-	-	-	-
9	BRIDGE INDIA FUND	591980	2.94	-	-	-	-	-
10	HYPNOS FUND LIMITED	578999	2.88	-	-	-	-	-
11	INDIA FOCUS CARDINAL FUND	400000	1.99	-	-	-	-	-
12	AFFLUENCE FINCON SERVICE PRIVATE LIMITED	275339	1.37	-	-	-	-	-
13	Amee Dhiren Shah	241795	1.20	-	-	-	-	-
	<b>TOTAL</b>	<b>10346942</b>	<b>51.42</b>	-	-	-	-	-

(l)(c) (ii) Statement showing holding of securities (including shares, warrants, convertible securities) of persons (together with PAC) belonging to the category "Public" and holding more than 5% of the total number of shares of the company

Sr. No.	Name(s) of the shareholder(s) and the Persons Acting in Concert (PAC) with them	Number of shares	Shares as a percentage of total number of shares (i.e., Grand Total (A)+(B)+(C) indicated in Statement at para (l)(a) above)	Details of warrants		Details of convertible securities		Total shares (including underlying shares assuming full conversion of warrants and convertible securities) as a % of diluted share capital
				Number of warrants	As a % total number of warrants of the same class	Number of convertible securities held	% w.e.t total number of convertible securities of the same class	
1	IMAGE SECURITIES LTD	1990600	9.89	-	-	-	-	-
2	DENA BANK - CONSTITUENT BRANCHES	1121583	5.57	-	-	-	-	-
	<b>Total</b>	<b>3112183</b>	<b>15.46</b>	-	-	-	-	-

