

**(1)(a) STATEMENT SHOWING SHAREHOLDING PATTERN IN CLAUSE-35**


NAME OF THE COMPANY: MSP STEEL & POWER LIMITED		Name of the Scrip: MSP STEEL & POWER LIMITED	
SCRIP CODE:	532650		
Class of Security:			
QUARTER ENDED:	30/09/2014		
Partly paid-up shares		As a % of total no. of partly paid-up shares	As a % of total no. of shares of the Company.
Held by promoter/promoter group	0	0	0
Held by Public	0	0	0
<b>Total:</b>	<b>0</b>	<b>0</b>	<b>0</b>
Outstanding convertible securities:		As a % of total no. of outstanding convertible securities.	As a % of total no. of shares of the Company assuming full conversion of the convertible securities
Held by promoter/promoter group	0	0	0
Held by Public	0	0	0
<b>Total:</b>	<b>0</b>	<b>0</b>	<b>0</b>
Warrants:		As a % of total no. of warrants	As a % of total no. of shares of the Company, assuming full conversion of warrants
Held by promoter/promoter group	0	0	0
Held by Public	0	0	0
<b>Total:</b>	<b>0</b>	<b>0</b>	<b>0</b>
<b>Total paid-up capital of the Company, assuming full conversion of warrants and convertible securities</b>	<b>88100000</b>	<b>0</b>	<b>100.00</b>

For MSP Steel & Power Limited

*[Signature]*  
Company Secretary

CATEGORY CODE	CATEGORY OF SHAREHOLDER	NO OF SHAREHOLDERS (III)	TOTAL NUMBER OF SHARES (IV)	NO OF SHARES HELD IN DEMATERIALIZED FORM (V)	TOTAL SHAREHOLDING AS A % OF TOTAL NO OF SHARES			SHARES PLEDGE OR OTHERWISE ENCLUMBERED
					AS % PERCENTAGE OF (A+B) (VI)	AS % PERCENTAGE OF (A+B+C) (VII)	NUMBER OF SHARES AS % PERCENTAGE OF (A+B+C) (VIII)	
(I)	PROMOTER AND PROMOTER GROUP							
(A)	INDIAN							
(a)	Individual /HUF	12	2303240	2303240	2.61	2.61	0	0.00
(b)	Central Government/State Government(s)	0	0	0	0.00	0.00	0	0.00
(c)	Bodies Corporate	15	61040260	61040260	69.29	69.29	0	0.00
(d)	Financial Institutions / Banks	0	0	0	0.00	0.00	0	0.00
(e)	Others	0	0	0	0.00	0.00	0	0.00
	Sub-Total A(1) :	27	63343500	63343500	71.90	71.90	0	0.00
(2)	FOREIGN							
(a)	Individuals (NRIs/Foreign Individuals)	0	0	0	0.00	0.00	0	0.00
(b)	Bodies Corporate	0	0	0	0.00	0.00	0	0.00
(c)	Institutions	0	0	0	0.00	0.00	0	0.00
(d)	Qualified Foreign Investor	0	0	0	0.00	0.00	0	0.00
(e)	Others	0	0	0	0.00	0.00	0	0.00
	Sub-Total A(2) :	0	0	0	0.00	0.00	0	0.00
	Total A=A(1)+A(2)	27	63343500	63343500	71.90	71.90	0	0.00
(B)	PUBLIC SHAREHOLDING							
(1)	INSTITUTIONS							
(a)	Mutual Funds /UTI	0	0	0	0.00	0.00	0	0.00
(b)	Financial Institutions / Banks	1	254990	254990	0.29	0.29	0	0.00
(c)	Central Government / State Government(s)	0	0	0	0.00	0.00	0	0.00
(d)	Venture Capital Funds	0	0	0	0.00	0.00	0	0.00
(e)	Insurance Companies	0	0	0	0.00	0.00	0	0.00
(f)	Foreign Institutional Investors	0	0	0	0.00	0.00	0	0.00
(g)	Foreign Venture Capital Investors	0	0	0	0.00	0.00	0	0.00
(h)	Qualified Foreign Investor	0	0	0	0.00	0.00	0	0.00
(i)	Others	0	0	0	0.00	0.00	0	0.00
	Sub-Total B(1) :	1	254990	254990	0.29	0.29	0	0.00
(2)	NON-INSTITUTIONS							
(a)	Bodies Corporate	345	17630027	17630027	20.01	20.01	0	0.00
(b)	Individuals							
	(i) Individuals holding nominal share capital upto Rs. 1 lakh	10757	4727622	4715716	5.37	5.37	0	0.00
	(ii) Individuals holding nominal share capital in excess of Rs. 1 lakh	66	1965931	1914531	2.23	2.23	0	0.00
(c)	Others							
	NON RESIDENT INDIANS	111	163264	163264	0.19	0.19	0	0.00
	CLEARING MEMBERS	25	14667	14667	0.02	0.02	0	0.00
(d)	Qualified Foreign Investor	0	0	0	0.00	0.00	0	0.00
	Sub-Total B(2) :	11304	24501510	24438205	27.81	27.81	0	0.00
	Total B=B(1)+B(2) :	11305	24756500	24693195	28.10	28.10	0	0.00
	Total (A+B) :	11332	88100000	88036695	100.00	100.00	0	0.00
(C)	Shares held by custodians, against which Depository Receipts have been issued							
(1)	Promoter and Promoter Group							
(2)	Public	0	0	0	0.00	0.00	0	0.00
	GRAND TOTAL (A+B+C) :	11332	88100000	88036695	100.00	100.00	0	0.00

For MSP Steel & Power Limited

  
Company Secretary


Sr.No	Name of the Shareholder	Details of Shares held			Encumbered shares (*)			Details of Warrants			Details of convertible securities		Total Shares (including underlying shares assuming full conversion of warrants and convertible securities) as a % of diluted share capital
		No. of Shares held (iii)	As a % of grand total (A)+(B)+(C) (iv)	Pledge Shares (v)	AS a percentage (vi)=[V]/(iii)*100	AS a % of grand total (A) + (B) + (C) of sub-clause (i)(a)	Number of warrants held (viii)	As a % total number of warrants of the same class (ix)	Number of convertible securities held (x)	As a % total number of convertible securities of the same class (xi)	(xii)		
1	MSP SPONGE IRON (P) LTD	24736500	28.08	0	0.00	0.00	0	0.00	0	0.00	0	0.00	28.08
2	ADHUNIK GASES LTD.	5554000	6.30	0	0.00	0.00	0	0.00	0	0.00	0	0.00	6.30
3	MSP INFOTECH PVT LTD	4430000	5.03	0	0.00	0.00	0	0.00	0	0.00	0	0.00	5.03
4	ILEX PRIVATE LIMITED	4115000	4.67	0	0.00	0.00	0	0.00	0	0.00	0	0.00	4.67
5	S CONFIN PVT. LTD.	3530000	4.01	0	0.00	0.00	0	0.00	0	0.00	0	0.00	4.01
6	HIGH TIME HOLDINGS PVT. LTD.	3025000	3.43	0	0.00	0.00	0	0.00	0	0.00	0	0.00	3.43
7	MSP INFOTECH PVT. LTD.	2799760	3.18	0	0.00	0.00	0	0.00	0	0.00	0	0.00	3.18
8	EMERALD TRADELINK PVT. LTD.	2500000	2.84	0	0.00	0.00	0	0.00	0	0.00	0	0.00	2.84
9	RAJNATH VYAPAAR PRIVATE LIMITED	2500000	2.84	0	0.00	0.00	0	0.00	0	0.00	0	0.00	2.84
10	AA ESS TRADELINKS PVT. LTD.	1900000	2.16	0	0.00	0.00	0	0.00	0	0.00	0	0.00	2.16
11	DEXO TRADING PVT. LTD.	1575000	1.79	0	0.00	0.00	0	0.00	0	0.00	0	0.00	1.79
12	K. C. TEXFINE PVT. LTD.	1215000	1.38	0	0.00	0.00	0	0.00	0	0.00	0	0.00	1.38
13	SIKHAR COMMOTRADE PVT.LTD.	1160000	1.32	0	0.00	0.00	0	0.00	0	0.00	0	0.00	1.32
14	RAJ SECURITIES LTD.	1000000	1.14	0	0.00	0.00	0	0.00	0	0.00	0	0.00	1.14
15	LARIGO INVESTMENT PRIVATE LIMITED	1000000	1.14	0	0.00	0.00	0	0.00	0	0.00	0	0.00	1.14
16	KIRAN AGRAWAL	486000	0.55	0	0.00	0.00	0	0.00	0	0.00	0	0.00	0.55
17	NISHA AGRAWAL	336500	0.38	0	0.00	0.00	0	0.00	0	0.00	0	0.00	0.38
18	MANISH AGRAWAL	305000	0.35	0	0.00	0.00	0	0.00	0	0.00	0	0.00	0.35
19	PRANAY AGRAWAL	305000	0.35	0	0.00	0.00	0	0.00	0	0.00	0	0.00	0.35
20	SAKET AGRAWAL	204000	0.23	0	0.00	0.00	0	0.00	0	0.00	0	0.00	0.23
21	PURAN MAL AGRAWAL	186620	0.21	0	0.00	0.00	0	0.00	0	0.00	0	0.00	0.21
22	ANYA AGRAWAL	170000	0.19	0	0.00	0.00	0	0.00	0	0.00	0	0.00	0.19
23	SURESH KUMAR AGRAWAL	119000	0.14	0	0.00	0.00	0	0.00	0	0.00	0	0.00	0.14
24	ARAV AGRAWAL	110000	0.12	0	0.00	0.00	0	0.00	0	0.00	0	0.00	0.12
25	PURAN MAL AGRAWAL	29000	0.03	0	0.00	0.00	0	0.00	0	0.00	0	0.00	0.03
26	SURESH KUMAR AGRAWAL	25120	0.03	0	0.00	0.00	0	0.00	0	0.00	0	0.00	0.03
27	KISTURI DEVI AGARWAL	22000	0.02	0	0.00	0.00	0	0.00	0	0.00	0	0.00	0.02
TOTAL :		63343500	71.90	0	0.00	0.00	0	0.00	0	0.00	0	0.00	71.90

For MSP Steel & Power Limited

*Gary*  
Company Secretary


Statement showing holding of securities (including shares, warrants, convertible securities) of persons belonging to the category "Public" and holding more than 1% of the total number of shares									
Sr. No.	Name of the shareholder	Number of shares held	Shares as a percentage of total number of shares (i.e., Grant total (A)-(B)+(C) Indicated in Statement at para (I)(a) above)	Details of warrants		Details of convertible securities		Total shares (including underlying shares assuming full conversion of warrants and convertible securities) as a % of diluted share capital)	
				Number of warrants held	As a % total number of warrants of the same class	Number of convertible securities held	% w.r.t total number of convertible securities of the same class		
1	ANUBHAV VINCOMI PRIVATE LIMITED	3500000	3.97	0	0.00	0	0.00	3.97	
2	PANCHWATI AGENCIES PRIVATE LIMITED	3500000	3.97	0	0.00	0	0.00	3.97	
3	S. K. FINTEX PRIVATE LIMITED	1632171	1.85	0	0.00	0	0.00	1.85	
4	SAMBHAV MERCANTILES PVT. LTD	1544000	1.75	0	0.00	0	0.00	1.75	
5	MOHIT VYAPAAR PVT. LTD.	1528940	1.74	0	0.00	0	0.00	1.74	
6	RAVI BUSINESS SERVICES PVT. LTD.	1020449	1.16	0	0.00	0	0.00	1.16	
<b>TOTAL :</b>		<b>12725560</b>	<b>14.44</b>	<b>0</b>	<b>0.00</b>	<b>0</b>	<b>0.00</b>	<b>14.44</b>	

For MSP Steel & Power Limited

  
Company Secretary


Sr.No.	Name(s) of the shareholder(s) and the Persons Acting in Concert (PAC) with shares held	Number of shares held	Shares as a percentage of total number of shares (i.e., Grant total (A)-(B)/(C) indicated in Statement at para (IXa) above)	Details of warrants		Details of convertible securities		Total shares (including underlying shares assuming full conversion of warrants and convertible securities) as a % of diluted share capital)
				Number of warrants held	As a % total number of warrants of the same class	Number of convertible securities held	% w.r.t total convertible securities of the same class	
TOTAL :								
			0	0	0	0	0	0

For MSP Steel & Power Limited

  
Company Secretary


STATEMENT SHOWING DETAILS OF LOCKED-IN SHARES"			
(i)(d)			
Sr.No.	Name of the shareholder	Number of locked-in shares	Locked-in shares as a (%) percentage of total number of shares (i.e, Grand Total (A)+(B)+(C) Indicated in Statement at para (i)(a) above}
1	ILEX PRIVATE LIMITED	4115000	4.67
2	EMERALD TRADELINK PVT. LTD.	2500000	2.84
3	RAJNATH VYAPAAR PRIVATE LIMITED	2315000	2.63
4	HIGH TIME HOLDINGS PVT. LTD.	1525000	1.73
5	HIGH TIME HOLDINGS PVT. LTD.	1500000	1.70
6	B S CONFIN PVT. LTD.	1250000	1.42
7	K. C. TEXOFINE PVT. LTD.	1215000	1.38
8	ADHUNIK GASES LTD.	1200000	1.36
9	RAJ SECURITIES LTD.	1000000	1.14
10	LARIGO INVESTMENT PRIVATE LIMITED	1000000	1.14
	<b>TOTAL :</b>	<b>17620000</b>	<b>20.00</b>

For MSP Steel & Power Limited

  
Company Secretary

STATEMENT SHOWING DETAILS OF DEPOSITORY RECEIPTS (DRS)			
(II)(a)			
Sr.No.	Type of outstanding DR (ADRs,GDRs,SDRs,etc.)	Number of outstanding DRs	Number of shares underlying outstanding DRs
		0	0
<b>TOTAL :</b>		<b>0</b>	<b>0</b>
			Shares underlying outstanding DRs as a percentage of total number of shares (i.e., Grand Total (A)+(B)+(C) indicated in Statement at Para(I)(a) above)

For MSP Steel & Power Limited

  
Company Secretary

