

1(a) Statement showing shareholding pattern for the Quarter ended 30th September 2014

Name of the Company : MANAKSIA LTD			
Scrip Cd:MANAKSIA (NSE),532932(BSE)		Class of Security	EQUITY SHARES
Quarter ended : 30th September 2014			
Partly paid-up shares:-	No. of partly paid-up shares	As a % of total no of partly paid up shares	As a % of total no of shares of the Company
Held by Promoter /Promoter Group	NA		
Held by public	NA		
Total			
Outstanding Convertible Securities	No. of outstanding securities	As a % of total no. outstanding convertible securities	As a % of total no., assuming full conversion of the convertible securities
Held by Promoter /Promoter Group	NA		
Held by public	NA		
Total			
Warrants	No. of Warrants	As a % of total no. of warrants	As a % of total no., assuming full conversion of the warrants
Held by Promoter /Promoter Group	NA		
Held by public	NA		
Total			
Total paid up Capital of the Company, assuming full conversion of warrants and convertible securities			65,534,050

For Manaksia Limited



Chief Financial Officer

Statement Showing Shareholding Pattern

Category Code	Category of Shareholder	Number of shareholders	Total number of shares	Number of shares held in dematerialized form	Total shareholding as a percentage of total number of shares		Shares pledged or otherwise encumbered	
					As a percentage of (A+B)	As a percentage of (A+B+C)	Number of shares	As a percentage
(A)	Shareholding of Promoter and Promoter Group							
(1)	INDIAN							
(a)	Individuals/ Hindu Undivided Family	22	4,12,55,940	4,12,55,940	62.953	62.953	-	-
(b)	Central Government/ State Government(s)	-	-	-	-	-	-	-
(c)	Bodies Corporate	-	-	-	-	-	-	-
(d)	Financial Institutions/ Bank	-	-	-	-	-	-	-
(e)	Any other (specify)	-	-	-	-	-	-	-
	Sub-Total(A)(1)	22	4,12,55,940	4,12,55,940	62.953	62.953	-	-
(2)	FOREIGN							
(a)	Individuals (non-Resident Individuals/ Foreign Individuals)	-	-	-	-	-	-	-
(b)	Bodies Corporate	-	-	-	-	-	-	-
(c)	Institutions	-	-	-	-	-	-	-
(d)	Qualified Foreign Investor	-	-	-	-	-	-	-
(e)	Any other (specify)	-	-	-	-	-	-	-
	Sub-Total(A)(2)	-	-	-	-	-	-	-
	Total Shareholding of Promoter Group (A)=(A)(1)+(A)(2)	22	4,12,55,940	4,12,55,940	62.953	62.953	-	-


For Manaksia Limited



Chief Financial Officer

(B)	Public Shareholding							N A.	N A.
(1)	Institutions	-	-	-	-	-	-	N A.	N A.
(a)	Mutual Funds/ UTI	-	-	-	-	-	-	-	-
(b)	Financial Institutions/ Bank	4	23,200	23,200	0.036	0.036	-	-	-
(c)	Central Government/ State Government(s)	-	-	-	-	-	-	-	-
(d)	Venture Capital Fund	-	-	-	-	-	-	-	-
(e)	Insurance Companies	-	-	-	-	-	-	-	-
(f)	Foreign Institutional Investors	11	4,25,897	4,25,897	0.649	0.649	-	-	-
(g)	Foreign Vetur Capital Investors	-	-	-	-	-	-	-	-
(h)	Any other (specify)	-	-	-	-	-	-	-	-
	Sub-Total(B)(1)	15	4,49,097	4,49,097	0.685	0.685	-	-	-
(2)	Non-Institutions							N A.	N A.
(a)	Bodies Corporate	405	1,61,14,060	1,61,14,060	24.589	24.589	-	-	-
(b)	Individuals - i.	27,478	60,99,198	60,98,889	9.307	9.307	-	-	-
	Individual shareholders holding nominal share capital upto Rs.1 lakh								
	ii. Individual shareholders holding nominal share capital in excess of Rs.1 lakh	11	15,06,059	15,06,059	2.298	2.298	-	-	-
(c) (i)	Clearing Members	92	50,983	50,983	0.078	0.078	-	-	-
(ii)	NRI (Rep)	139	44,219	44,219	0.067	0.067	-	-	-
(iii)	NRI (Non Rep)	37	14,494	14,494	0.022	0.022	-	-	-
	Sub-Total(B)(2)	28,162	2,38,29,013	2,38,28,704	36.361	36.361	-	-	-
	Total Public Shareholding (B)=(B)(1)+(B)(2)	28,177	2,42,78,110	2,42,77,801	37.047	37.047	N A.	N A.	N A.
	TOTAL (A)+(B)	29,546	6,55,34,050	6,55,33,741	100.00	100.00	-	-	-
(C)	Shares held by Custodians and against which Depository Receipts have been issued							N A.	N A.
1	Promoter & Promoter Group	-	-	-	-	-	-	-	-
2	Public	-	-	-	-	-	-	-	-
	GRAND TOTAL (A)+(B)+(C)	29,546	6,55,34,050	6,55,33,741	100.00	100.00	-	-	-

For Manaksia Limited


Chief Financial Officer

(I)(b) Statement showing holding of securities (including shares, warrants, convertible securities) of persons belonging to the category "Promoter and Promoter Group"

Sr. No.	Name of the shareholder	Details of Shares held		Encumbered shares (*)			Details of warrants		Details of convertible securities		Total shares (including underlying shares assuming full conversion of warrants and convertible securities) as a % of diluted share capital
		Number of shares held	As a % of grand total (A) + (B) + (C)	No.	As a percentage	% of grand total (A) + (B) + (C) of sub-clause (I)(a)	Number of warrants held	As a % total number of warrants of the same class	Number of convertible securities held	As a % total number of convertible securities of the same	
(I)	(II)	(III)	(IV)	(V)	(VI) = (V)/(III) * 100	(VII)	(VIII)	(IX)	(X)	(XI)	(XII)
1	BASUDEO AGRAWAL	82,24,385	12.550								
2	SURESH KUMAR AGRAWAL	81,27,010	12.401								
3	MAHABIR PRASAD AGRAWAL	41,72,515	6.367								
4	BASANT KUMAR AGRAWAL	33,63,130	5.132								
5	VARUN AGRAWAL	27,66,930	4.222								
6	VINEET AGRAWAL	24,16,245	3.687								
7	KARAN AGARWAL	17,97,185	2.742								
8	SUNIL KUMAR AGRAWAL	16,16,060	2.466								
9	SHOBHA DEVI AGRAWAL	13,05,560	1.992								
10	CHANDRAKALA AGRAWAL	12,44,810	1.899								
11	SUSHIL KUMAR AGRAWAL	8,52,875	1.301								
12	SHAILAJA AGRAWAL	4,97,810	0.760								
13	MANJU AGRAWAL	4,87,125	0.743								
14	KANTA DEVI AGRAWAL	4,82,060	0.736								
15	BASANT KUMAR AGRAWAL (HUF)	4,64,060	0.708								
16	BASUDEO AGRAWAL (HUF)	4,64,060	0.708								
17	MAHABIR PRASAD AGRAWAL (HUF)	4,64,060	0.708								
18	SUNIL KUMAR AGRAWAL (HUF)	3,93,750	0.601								
19	ANIRUDHA AGRAWAL	13,74,560	2.097								
20	SUSHIL KUMAR AGRAWAL (HUF)	3,38,250	0.516								
21	SURESH KUMAR AGRAWAL (HUF)	3,37,500	0.515								
22	ANURADHA AGRAWAL	66,000	0.101								
TOTAL		4,12,55,940	62.953	0	0.00	0.000					


For Manaksia Limited


Chief Financial Officer

(l)(c)(i) Statement showing holding of securities (including shares, warrants, convertible securities) of persons belonging to the category "Public" and holding more than 1% of the total number of shares

Sr. No.	Name of the shareholder	Number of shares held	Shares as a percentage of total number of shares (i.e., Grand Total (A)+(B)+(C) indicated in Statement at para (l)(a) above)	Details of		Details of		Total shares (including underlying shares assuming full conversion of warrants and convertible securities) as a % of diluted share capital
				Number of warrants held	As a % total number of warrants of the same class	Number of convertible securities held	% w.r.t total number of convertible securities of the same class	
1	ACCOLADE TRADERS PVT.LTD.	33,19,875	5.066					
2	ATTRACTIVE VINIMAY PVT. LTD.	17,66,250	2.695					
3	PALASH MACHINERIES PRIVATE LTD	15,14,155	2.310					
4	ARADHANA PROPERTIES PRIVATE LTD	14,67,000	2.239					
5	KALITARA GLASS MOULDING WORKS PVT. LTD.	14,59,685	2.227					
6	B.B.CONSTRUCTIONS LTD	9,22,500	1.408					
	TOTAL	1,04,49,465	15.945					

For Manaksia Limited




Chief Financial Officer

(I)(c)(ii) Statement showing holding of securities (including shares, warrants, convertible securities) of persons (together with PAC) belonging to the category "Public" and holding more than 5% of the total number of shares of the company

Sr. No.	Name(s) of the shareholder(s) and the Persons Acting in Concert (PAC) with them	Number of shares	Shares as a percentage of total number of shares {i.e., Grand Total (A)+(B)+(C) indicated in Statement at para (I)(a) above}	Details of warrants		Details of convertible		Total shares (including underlying shares assuming full conversion of warrants and convertible securities) as a % of diluted share capital
				Number of warrants	As a % total number of warrants of the same class	Number of convertible securities held	% w.r.t total number of convertible securities of the same class	
1	ACCOLADE TRADERS PVT.LTD.	33,19,875	5.066					
TOTAL		33,19,875	5.066	0		0		0

For Manaksia Limited



Chief Financial Officer

(I)(d) Statement showing details of locked-in shares

Sr. No.	Name of the shareholder	Number of locked-in shares	Locked-in shares as a percentage of total number of shares {i.e., Grand Total (A)+(B)+(C) indicated in Statement at para (I)(a)}
1	N.A.		
2			
3			
TOTAL		0	0.00

(II)(a) Statement showing details of Depository Receipts (DRs)

Sr. No.	Type of outstanding DR (ADRs, GDRs, SDRs, etc.)	Number of outstanding DRs	Number of shares underlying outstanding DRs	Shares underlying outstanding DRs as a percentage of total number of shares {i.e., Grand Total (A)+(B)+(C) indicated in Statement at para (I)(a) above}
1	N.A.			
2				
3				
TOTAL		0	0	

(II)(b) Statement showing holding of Depository Receipts (DRs), where underlying shares held by "promoter/promoter group" are in excess of 1% of the total number of shares

Sr. No.	Name of the DR Holder	Type of outstanding DR (ADRs, GDRs, SDRs, etc.)	Number of shares underlying outstanding DRs	Shares underlying outstanding DRs as a percentage of total number of shares {i.e., Grand Total (A)+(B)+(C) indicated in Statement at para (I)(a) above}
1	N.A.			
2				
3				
TOTAL			0	

(III) (a) Statement showing the voting pattern of shareholders, if more than one class of shares/securities is issued by the issuer.

Not Applicable since only one class of share/security is issued by the Company.

For Manaksia Limited


Chief Financial Officer