

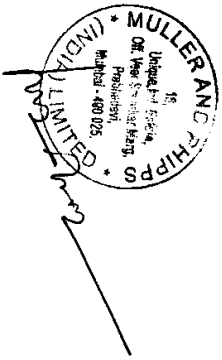
Muller & Phipps (India) Limited								
Category code	Category of Shareholder	Number of Shareholders	Total number of Shares	Number of Shares held in dematerialized form	Total Shareholding as a percentage of total number of shares		Shares pledged (or otherwise encumbered)	
(I)	(II)	(III)	(IV)	(V)	As a percentage of (A+B) (VI)	As a percentage of (A+B+C) (VII)	Number of shares (VIII)	As a percentage (IX) = (VIII)/(IV)*100
(A)	PROMOTER AND PROMOTER GROUP							
(1)	INDIAN							
	INDIVIDUALS / HINDU UNDIVIDED FAMILY	0	0	0	0	0	0	0
	CENTRAL GOVERNMENT / STATE GOVERNMENT(S)	0	0	0	0	0	0	0
	BODIES CORPORATE	0	0	0	0	0	0	0
	FINANCIAL INSTITUTIONS / BANKS	0	0	0	0	0	0	0
	ANY OTHER (SPECIFY)	0	0	0	0	0	0	0
	Sub Total	0	0	0	0	0	0	0
(2)	FOREIGN							
	INDIVIDUALS (NON-RESIDENT INDIVIDUALS / FOREIGN INDIVIDUALS)	0	0	0	0	0	0	0
	BODIES CORPORATE	1	322680	0	51.63	51.63	0	0
	INSTITUTIONS	0	0	0	0	0	0	0
	QUALIFIED FORE. INVESTOR-CORPORATE	0	0	0	0	0	0	0
	QUALIFIED FORE. INVESTOR-IND	0	0	0	0	0	0	0
	ANY OTHER (SPECIFY)	0	0	0	0	0	0	0
	Sub Total	1	322680	0	51.63	51.63	0	0
	Total (A)	1	322680	0	51.63	51.63	0	0
(B)	PUBLIC SHAREHOLDING							
(1)	INSTITUTIONS							
	MUTUAL FUNDS / UTI	0	0	0	0	0	0	0
	FINANCIAL INSTITUTIONS / BANKS	1	100	0	0.02	0.02	0	0
	CENTRAL GOVERNMENT / STATE GOVERNMENT(S)	0	0	0	0	0	0	0
	VENTURE CAPITAL FUNDS	0	0	0	0	0	0	0
	INSURANCE COMPANIES	0	0	0	0	0	0	0
	FOREIGN INSTITUTIONAL INVESTORS	0	0	0	0	0	0	0
	FOREIGN VENTURE CAPITAL INVESTORS	0	0	0	0	0	0	0
	QUALIFIED FORE. INVESTOR-CORPORATE	0	0	0	0	0	0	0
	QUALIFIED FORE. INVESTOR-IND	0	0	0	0	0	0	0
	Sub Total	1	100	0	0.02	0.02	0	0
(2)	NON-INSTITUTIONS							
	BODIES CORPORATE	42	140116	128341	22.42	22.42	56350	40.22
	INDIVIDUAL SHAREHOLDERS HOLDING NOMINAL SHARE CAPITAL UPTO RS. 1 LAKH.	1874	137427	85211	21.99	21.99	0	0
	INDIVIDUAL SHAREHOLDERS HOLDING NOMINAL SHARE CAPITAL IN EXCESS OF RS. 1 LAKH	0	0	0	0	0	0	0
	QUALIFIED FORE. INVESTOR-CORPORATE	0	0	0	0	0	0	0
	QUALIFIED FORE. INVESTOR-IND	0	0	0	0	0	0	0
	CLEARING MEMBER	5	474	474	0.08	0.08	0	0
	MARKET MAKER	0	0	0	0	0	0	0
	OFFICE BEARERS	0	0	0	0	0	0	0
	NON RESIDENT INDIANS (REPAT)	5	381	131	0.06	0.06	0	0
	NON RESIDENT INDIANS (NON REPAT)	1	25	25	0	0	0	0
	FOREIGN COMPANIES	0	0	0	0	0	0	0
	OVERSEAS BODIES CORPORATES	0	0	0	0	0	0	0
	DIRECTORS / RELATIVES	0	0	0	0	0	0	0
	GROUP COMPANIES	0	0	0	0	0	0	0
	GOVT. NOMINEES	0	0	0	0	0	0	0
	NOTIFIED PERSONS	0	0	0	0	0	0	0
	OTHER SHROFF COMPANIES	0	0	0	0	0	0	0
	OTHER SHROFF FAMILY	0	0	0	0	0	0	0
	OTHER SHROFF FAMILY (NRI)	0	0	0	0	0	0	0
	SUBSIDIARY COMPANIES	0	0	0	0	0	0	0
	SHROFF PLEDGE	0	0	0	0	0	0	0
	FOREIGN DIRECTORS	0	0	0	0	0	0	0
	PARTNERSHIP FIRM	0	0	0	0	0	0	0
	PROPRIETARY FIRM	0	0	0	0	0	0	0
	OTHER DIRECTORS	3	2550	2200	0.41	0.41	0	0
	ESCROW ACCOUNT	0	0	0	0	0	0	0
	FOREFIETED SHARES	0	0	0	0	0	0	0
	FRIENDS & ASSOCIATES	0	0	0	0	0	0	0
	HOLDING COMPANY	0	0	0	0	0	0	0
	DIRECTORS / RELATIVES	8	21205	16205	3.39	3.39	0	0
	TRUSTS	2	42	42	0.01	0.01	0	0
	Sub Total	1940	302220	232629	48.36	48.36	56350	18.65
	Total (B)	1941	302320	232629	48.37	48.37	56350	18.64
	Total (A)+(B)	1942	625000	232629	100	100	56350	9.02
(C)	SHARES HELD BY CUSTODIANS AND AGAINST WHICH DEPOSITORY RECEIPTS HAVE BEEN ISSUED							
	SHARES HELD BY CUSTODIANS	0	0	0	0	0	0	0
	Sub Total	0	0	0	0	0	0	0
	Total (C)	0	0	0	0	0	0	0
	Total (A)+(B)+(C)	1942	625000	232629	100	100	56350	9.02

GENERATED ON : 05/10/2014 NSDL : 30/09/2014 CDSL : 30/09/2014



Muller & Phipps (India) Limited									
X) STATEMENT SHOWING HOLDING OF SECURITIES (INCLUDING SHARES, WARRANTS, CONVERTIBLE SECURITIES) OF PERSONS BELONGING TO THE CATEGORY PUBLIC AND HOLDING MORE THAN 1% OF THE TOTAL NUMBER OF SHARES									
Sr. NO.	NAME(S) OF THE SHAREHOLDER	NUMBER OF SHARES HELD	SHARES AS A PERCENTAGE OF TOTAL NUMBER OF SHARES INDICATED IN STATEMENT AT PARA (No. ABOVE)	PAN	NUMBER OF WARRANT SHEED	TOTAL NUMBER OF WARRANTS OF THE SAME CLASS	NUMBER OF CONVERTIBLE SECURITE SHEED	% W.R.T TOTAL NUMBER OF CONVERTIBLE SECURITIES	TOTAL SHARES (INCLUDING UNDERLYING SHARES ASSUANG AND CONVERTIBLE SECURITIES) AS A % OF DILUTED SHARE
1	SWAR INVESTMENTS AND TRADING CO PVT LTD	56330	9.016						
2	Satyajit Holdings Private Limited	49225	7.924						
3	REKHA BHUPENDR A DALAL	12000	1.92	AALPD0962E					
4	REKHA BHUPENDR A DALAL	12000	1.92	AALPD0962E					
5	DEAVYA FINANCE LTD.	10650	1.704						
6	ORNATE TALCUM PVT LTD	7757	1.2411						
	Total:	148282	23.7251						

GENERATED ON : 05/10/2014 NS-DL : 30/09/2014 CDSL : 30/09/2014




XGDU STATEMENT SHOWING HOLDING OF SECURITIES (INCLUDING SHARES, WARRANTS, CONVERTIBLE SECURITIES) OF PERSONS TOGETHER WITH PAO BELONGING TO THE CATEGORY PUBLIC AND HOLDING MORE THAN 5% OF THE TOTAL NUMBER OF SHARES OF THE COMPANY		Number & Types (United) Listed		PAN		AS A % TOTAL NUMBER OF WARRANTS OF THE SAME CLASS		NUMBER OF CONVERTIBLE SECURITIES		% W. R. T. TOTAL NUMBER OF CONVERTIBLE SECURITIES OF THE SAME CLASS		TOTAL SHARES (INCLUDING UNDERLYING SHARES ASSUMING FULL CONVERSION OF WARRANTS AND CONVERTIBLE SECURITIES) AS A % OF DILUTED SHARE CAPITAL	
SR. NO.	NAME(S) OF THE SHAREHOLDER (S) AND THE PERSONS ACTING IN CONCERT (P.A.C) WITH THEM	NUMBER OF SHARES	PERCENTAGE OF TOTAL NUMBER OF SHARES (I.e. GRAND TOTAL (A)+(B)+(C) INDICATED IN STATEMENT AT PARA (10A) ABOVE)	WARRANT	AS A % TOTAL NUMBER OF WARRANTS OF THE SAME CLASS	CONVERTIBLE SECURITIES	% W. R. T. TOTAL NUMBER OF CONVERTIBLE SECURITIES OF THE SAME CLASS						
1	SWAN INVESTMENTS AND TRADING CO PVT LTD	4530	0.06										
2	SHREYAS HOLDINGS PRIVATE LIMITED	49375	7.03										
		Total :	108875										

GENERATED ON: 05/10/2014

NSDL: 30092014


CDSL: 30092014



Sheet1


Muller & Phipps (India) Limited						
Sr.No.	NAME OF THE SHAREHOLDER	NO OF SHARES	Address1	Address2	Address3	Pincode
1	DEVELOPMENT HOLDINGS ASIA LTD.	322680	TRIDENT CHAMBERS, WHYCKHOM CAY	P.O. BOX 146, ROAD TOWN	TOKTOLA	0
	Total :	322680				0006771

GENERATED ON : 05/10/2014 NSDL : 30/09/2014 CDSL : 30/09/2014




Sheet1

Muller & Phipps (India) Limited							
DISTRIBUTION OF SHAREHOLDING (SHARES)							
SR.NO.	SHAREHOLDING OF SHARES		SHAREHOLDER	PERCENTAGE OF TOTAL	TOTALSHARES	PERCENTAGE OF TOTAL	
1	1	to	500	1891	97.3738	101672	16.2675
2	501	to	1000	28	1.4418	19738	3.1581
3	1001	to	2000	6	0.309	8586	1.3738
4	2001	to	3000	4	0.206	10191	1.6306
5	3001	to	4000	3	0.1545	11312	1.8099
6	4001	to	5000	2	0.103	9393	1.5029
7	5001	to	10000	4	0.206	24903	3.9845
8	10001	to	9999999999	4	0.206	439205	70.2728
9	25508	to	0	1942	100	625000	100.0000



Muller & Phipps (India) Limited			
II (a) STATEMENT SHOWING DETAILS OF DEPOSITORY RECEIPTS (DRs)			
Sr.No.	NAME OF THE DR HOLDER.	NUMBER OF SHARES UNDERLYING OUTSTANDING DRs.	SHARES UNDERLYING OUTSTANDING DRs AS A PERCENTAGE OF TOTAL NUMBER OF SHARES {i.e., GRAND TOTAL (A)+ (B) + © INDICATED IN STATEMENT AT PARA (I) (a) ABOVE }
	Total :	0	0
GENERATED ON : 05/10/2014		NSDL : 30/09/2014	CDSL : 30/09/2014



(a) Statement Shareholding Pattern			
Name of the Company : Muller & Phipps (India) Limited			
Script Code: 501477		Class of Security: EQUITY	
AS ON NSDL DATA: 30/09/2014		CDSL DATA: 30/09/2014	
Partly Paid-up shares	No. of Partly Paid-up shares	As a % of total no. of Partly paid-up shares	As a % of total no. of shares of the Company
Held by promoter/ Promoter group	0.0000	0.0000	0.0000
Held by public	0.0000	0.0000	0.0000
Total	0.0000	0.0000	0.0000
Outstanding convertible securities	No. of Outstanding securities	As a % of total No. of Outstanding convertible securities	As a % of total No. of shares of the company, assuming full conversion of the convertible securities
Held by promoter/ Promoter group			
Held by public			
Total			
Warrants	No. of Warrants	As a % of total no. of warrants	As a % of total No. of shares of the company, assuming full conversion of the convertible warrants
Held by promoter/ Promoter group			
Held by public			
Total			
Total paid-up capital of the company, assuming full conversion of warrants and convertible securities	625,000		




Sheet 1


Muller & Phipps (India) Limited

II (b) STATEMENT SHOWING HOLDING OF DEPOSITORY RECEIPTS (DRs), WHERE UNDERLYING SHARES ARE IN EXCESS OF 1% OF THE TOTAL NUMBER OF SHARES

Sr.No.	NAME OF THE DR HOLDER	TYPE OF OUTSTANDING DR(ADRs,GDRs,SDRs,etc.)	NUMBER OF SHARES UNDERLYING	SHARES UNDERLYING OUTSTANDING DRs AS A PERCENTAGE OF TOTAL NUMBER OF SHARES {i.e., GRAND TOTAL (A) + (B) + (C) INDICATED IN STATEMENT
	Total :		0	0
GENERATED ON : 05/10/2014		NSDL : 30/09/2014	CDSL : 30/09/2014	



Muller & Phipps (India) Limited				
I (d) STATEMENT SHOWING DETAILS OF LOCKED - IN SHARES				
Sr.No.	NAME OF SHAREHOLDER	NUMBER OF LOCKED-IN SHARES	LOCKED-IN SHARES AS A (%) PERCENTAGE OF TOTAL NUMBER OF SHARES (i.e., GRAND TOTAL (A)+(B)+(C) INDICATED IN STATEMENT AT PARA (I)(a) ABOVE }	Promotor/PromotorGroup/Public
	Total :	0		0
GENERATED ON : 05/10/2014 NSDL : 30/09/2014 CDSL : 30/09/2014				



Muller & Phipps (India) Limited

(I)(b) STATEMENT SHOWING HOLDING OF SECURITIES (INCLUDING SHARES, WARRANTS, CONVERTIBLE SECURITIES) OF PERSONS BELONGING TO THE CATEGORY PROMOTER AND PROMOTER GROUP

Sr.No.(I)	NAME OF THE SHAREHOLDER(II)	NO OF SHARES HELD(III)	TOTAL SHARES HELD AS A % OF GRAND TOTAL(A)+(B)+(C)(IV)	ENCUMBERED SHARES No. (V)	ENCUMBERED SHARES AS A PERCENTAGE (VI)-(V)/(III)*100	ENCUMBERED SHARES AS A % OF GRAND TOTAL(A)+(B)+(C) OF SUB-CLAUSE(I)(a) (VII)	PAN	Number of warrants held (VIII)	As a % total number of warrants of the same class (IX)	Number of convertible securities held (X)	As a % total number of convertible securities of the same class (XI)	Total shares (including underlying shares assuming full conversion of warrants and convertible securities) as a % of diluted share base (XII)
1	DEVELOPME	322680	51.6288	0	0	0						
	Total:	322680	51.6288	0	0	0						

GENERATED ON : 05/10/2014


NSDL : 30/09/2014

CDSL : 30/09/2014



Sheet1

Muller & Phipps (India) Limited								
Listing of shareholders category (Summary)								
Category	Demated Shares	Demated Holders	Physical Shares	Physical Holders	Total Shares	Total Value	Total Percent	
CLEARING MEMBER	474	5	0	0	474	4740	0.0758	
OTHER BODIES CORPORATE	128341	32	11775	10	140116	1401160	22.4186	
FOREIGN PROMOTER COMPANY	0	0	322680	1	322680	3226800	51.6288	
NATIONALISED BANKS	0	0	100	1	100	1000	0.016	
NON RESIDENT INDIANS	131	2	250	3	381	3810	0.061	
NON RESIDENT (NON REPATRIABLE)	25	1	0	0	25	250	0.004	
PUBLIC	85211	838	52216	1036	137427	1374270	21.9883	
RELATIVES OF DIRECTOR	16205	7	5000	1	21205	212050	3.3928	
TRUSTS	42	2	0	0	42	420	0.0067	
OTHER DIRECTORS	2200	2	350	1	2550	25500	0.408	
TOTAL :	232629	889	392371	1053	625000	6250000	100	
GENERATED ON : 05/10/2014 NSDL : 30/09/2014 CDSL : 30/09/2014								



(a) Statement Shareholding Pattern			
Name of the Company : Muller & Phipps (India) Limited			
Script Code: 501477		Class of Security: EQUITY	
AS ON NSDL DATA: 30/09/2014		CDSL DATA: 30/09/2014	
Partly Paid-up shares	No. of Partly Paid-up shares	As a % of total no. of Partly paid-up shares	As a % of total no. of shares of the Company
Held by promoter/ Promoter group			
Held by public			
Total			
Outstanding convertible securities	No. of Outstanding securities	As a % of total No. of Outstanding convertible securities	As a % of total No. of shares of the company, assuming full conversion of the convertible securities
Held by promoter/ Promoter group			
Held by public			
Total			
Warrants	No. of Warrants	As a % of total no. of warrants	As a % of total No. of shares of the company, assuming full conversion of the convertible warrants
Held by promoter/ Promoter group	0.0000	0.0000	0.0000
Held by public	0.0000	0.0000	0.0000
Total	0.0000	0.0000	0.0000
Total paid-up capital of the company, assuming full conversion of warrants and convertible securities	625,000		

