

(1) (a) STATEMENT SHOWING SHAREHOLDING PATTERN

NAGREEKA EXPORTS LIMITED

Name of the Company:

Scrip Code, Name of the scrip, class of security:

521109 [BSE]- [NSE] Equity

Quarter ended: 30.09.2014

Partly paid-up shares:- No. of partly paid-up shares As a % of total no. of partly paid-up shares As a % of total no. of shares of the company

Held by promoter/promoter group	Nil	Nil	Nil
Held by public	Nil	Nil	Nil
Total - D	Nil	Nil	Nil

Outstanding convertible securities:- No. of outstanding securities AS a % of total no. of outstanding convertible securities AS a % of total no. of shares of the company, assuming full conversion of the convertible securities

Held by promoter/promoter group	Nil	Nil	Nil
Held by public	Nil	Nil	Nil
Total - E	Nil	Nil	Nil

Warrants:- No. of warrants As a % of total no. of shares of the company, assuming full conversion of warrants

Held by promoter/promoter group	Nil	Nil	Nil
Held by public	Nil	Nil	Nil
Total - F	Nil	Nil	Nil

Total paid-up capital of the company, assuming full conversion of warrants and convertible securities	12399700	No. of Shares	Rs. 62498500/-	Value
-------------------------------------------------------------------------------------------------------	----------	---------------	----------------	-------


(No securities or warrants are pending for conversion)

For NAGREEKA EXPORTS LIMITED


[Signature]
Managing Director



Table I(a)									
Category code	Category of Shareholder	Number of Shareholders	Total number of shares	Number of shares held in dematerialized form	Total shareholding as a percentage of (A+B+C)	Shares Pledged or otherwise encumbered	As a percentage		
(I)	(II)	(III)	(IV)	(V)	(VII)	(VIII)	(IX)=(VIII)/(V)*100		
(A)	Shareholding of Promoter and Promoter Group ²								
1	Indian								
(a)	Individuals/Hindu Undivided Family	19	4472300	4472300	35.7793	Nil	Nil		
(b)	Central Government/ State Government(s)								
(c)	Bodies Corporate	4	2105186	2105186	16.8419	Nil	Nil		
(d)	Financial Institutions/ Banks								
(e)	Any Others(Specify)								
	Sub Total(A)(I)	23	6577486	6577486	52.6212	Nil	Nil		
2	Foreign								
a	Individuals (Non-Residents Individuals/ Foreign Individuals)								
b	Bodies Corporate								
c	Institutions								
d	Qualified Foreign Investor								
e	Any Others(Specify)								
	Sub Total(A)(2)	0	0	0	0.00	0			
	Total Shareholding of Promoter and Promoter Group (A)= (A)(1)+(A)(2)	23	6577486	6577486	52.6212	Nil			
(B)	Public shareholding								
1	Institutions								
(a)	Mutual Funds/UTI	7	3300	1100	0.0264				
(b)	Financial Institutions Banks	3	300	100	0.0024				




(g)	Central Government/State Government(s)							
(d)	Venture Capital Funds							
(e)	Insurance Companies							
(f)	Foreign Institutional Investors	1	300				0.0024	
(g)	Foreign Venture Capital Investors							
(h)	Qualified Foreign Investor	1	500	500			0.004	
(i)	Any Other (specify)							
	Sub-Total (B)(1)	12	4400	1700			0.0352	
B 2								
(a)	Non-institutions Bodies Corporate	167	2221835	2220134			17.7751	
(b)	Individuals							
	Individuals - i. Individual shareholders holding nominal share capital up to Rs. 1 lakh	9671	2492803	2066150			19.9429	
ii	Individual shareholders holding nominal share capital in excess of Rs. 1 lakh.	19	994596	994596			7.9570	
(c)	Qualified Foreign Investor							
(d)	Any Other (specify)							
	Trusts							
	Clearing Member	15	3725	3725			0.0298	
	Non Resident Individual	962	204855	82155			1.6389	
	Sub-Total (B)(2)	10834	5917814	5366760			47.3436	
(B)	Total Public Shareholding (B)= (B)(1)+(B)(2)	10846	5922214	5368460			47.3788	
	TOTAL (A)+(B)	10869	12499700	11945946			100.00	
(C)	Shares held by Custodians and against which Depository Receipts have been issued							
1	Promoter and Promoter Group	Nil	Nil	Nil			Nil	
2	Public	Nil	Nil	Nil			Nil	
	Sub-Total (C)							
	GRAND TOTAL (A)+(B)+(C)	10869	12499700	11945946			100.00	



(D)(b) Statement showing holding of securities (including shares, warrants, convertible securities) of persons belonging to the category "Promoter and Promoter Group"

Sr. No.	Name of the shareholder	Details of Shares held		Encumbered shares (*)		Details of warrants		Details of convertible securities		Total shares (including underlying shares assuming full conversion of warrants and convertible securities) as a % of diluted share capital	
		Number of shares held	As a % of grand total (A)+(B)+(C)	No.	As a percentage (VI)=(V)/(III)*100	As a % of grand total (A)+(B)+(C) of sub-clause (I)(a)	Number of warrants held	As a % total number of warrants of the same class	Number of convertible securities held		As a % total number of convertible securities of the same class
(i)	(ii)	(iii)	(iv)	(v)	(vi)=(v)/(iii)*100	(vii)	(viii)	(ix)	(x)	(xi)	(xii)
1	MALA PATWARI	891700	7.13	0	0.00	0.00	0	0	0	0	7.13
2	SUNIL PATWARI	712000	5.70	0	0.00	0.00	0	0	0	0	5.70
3	SUSHIL PATWARI	568500	4.55	0	0.00	0.00	0	0	0	0	4.55
4	MINAKSHI PATWARI	389600	3.12	0	0.00	0.00	0	0	0	0	3.12
5	MAHENDRA PATWARI	312000	2.50	0	0.00	0.00	0	0	0	0	2.50
6	SATISH PATWARI	310000	2.48	0	0.00	0.00	0	0	0	0	2.48
7	ISHWAR LAL PATWARI	195000	1.56	0	0.00	0.00	0	0	0	0	1.56
8	ISHWAR LAL PATWARI	155000	1.24	0	0.00	0.00	0	0	0	0	1.24
9	SUSHIL PATWARI	150000	1.20	0	0.00	0.00	0	0	0	0	1.20
10	MAHENDRA PATWARI	135000	1.08	0	0.00	0.00	0	0	0	0	1.08
11	ISHWAR LAL PATWARI	127500	1.02	0	0.00	0.00	0	0	0	0	1.02
12	RASHI SARAF	100000	0.80	0	0.00	0.00	0	0	0	0	0.80
13	ANITA PATWARI	90000	0.72	0	0.00	0.00	0	0	0	0	0.72
14	USHA PATWARI	86000	0.69	0	0.00	0.00	0	0	0	0	0.69
15	SUNIL PATWARI	70000	0.56	0	0.00	0.00	0	0	0	0	0.56
16	SARITA PATWARI	70000	0.56	0	0.00	0.00	0	0	0	0	0.56



17	ISHWAR LAL PATWARI	70000	0.56	0	0.00	0.00	0	0	0	0	0	0.56
18	PRATYUSH PATWARI	20000	0.16	0	0.00	0.00	0	0	0	0	0	0.16
19	RAHUL PATWARI	20000	0.16	0	0.00	0.00	0	0	0	0	0	0.16
TOTAL		4472300	35.78	0	0.00	0.00	0	0	0	0	0	35.78


(*) The term "encumbrance" has the same meaning as assigned to it in regulation 28(3) of the SAST Regulations, 2011



NAGREEKA EXPORTS LIMITED

(D) Revised Statement showing shareholding of persons belonging to the category "Public" and holding more than 1% of the total number of shares

Sr. No.	Name of the shareholder	Number of shares held	Shares as a percentage of total number of shares {i.e., Grand Total (A)+(B)+(C) indicated in Statement at para (A) above}
(B)	Public Shareholding		
1	INSTITUTIONS		
(a)	Mutual Funds/UTI	nil	nil
(b)	Financial Institutions/ Banks	nil	nil
©	Central/ State Government(s)	nil	nil
(d)	Venture Capital Funds	nil	nil
(e)	Insurance Companies	nil	nil
(f)	Foreign Institutional Investors	nil	nil
(g)	Foreign Venture Capital Investors	nil	nil
(h)	Any Other (specify)	nil	nil
2	NON INSTITUTIONS		
(a)	Bodies Corporate		
1	Agarwal Galvanising Pvt. Ltd.	815423	6.5235
2	Sri Krishna Vinnyog Pvt. Ltd	454636	3.6372
3	Alps Vinnyog Pvt. Ltd	421706	3.3737
4	Shree Vinnyog Pvt. Ltd	348400	2.7873
(b)	INDIVIDUAL HOLDINGS		
1	Dilip Kumar H Parmar	200000	1.6000
2	Harsha Hitesh Javeri	125000	1.0000
	TOTAL	2365165	18.9217
©	Any Other	nil	nil
1	Non Residential Individual	nil	nil
2	Foreign Company	nil	nil
3	Trust	nil	nil
4	Foreign National	nil	nil
5	Custodian of Enemy Property	nil	nil



(D)(c)(ii) Statement showing holding of securities (including shares, warrants, convertible securities) of persons (together with PAC) belonging to the category "Public" and holding more than 5% of the total number of shares of the company

Sr. No.	Name(s) of the shareholder(s) and the Persons Acting in Concert (PAC) with them	Number of shares	Shares as a percentage of total number of shares f.i.e., Grand Total (A)+(B)+(C) indicated in Statement at para (D)(a) above}	Details of warrants		Details of convertible securities		Total shares (including underlying shares assuming full conversion of warrants and convertible securities) as a % of diluted share capital
				Number of warrants	As a % total number of warrants of the same class	Number of convertible securities held	% w.r.t total number of convertible securities of the same class	
1	Agarwal Galvanising Pvt. Ltd	815423	6.5235	nil	nil	nil	nil	6.5235
TOTAL		815423	6.5235	nil	nil	nil	nil	6.5235



NAGREEKA EXPORTS LIMITED
(11)(a) Statement showing details of Depository Receipts (DRs)

Sr. No.	Type of outstanding DR (ADRs, GDRs, SDRs, etc.)	Number of outstanding DRs	Number of shares underlying outstanding DRs	Shares underlying outstanding DRs as a percentage of total number of shares {i.e., Grand Total (A)+(B)+(C) indicated in Statement at para (1)(a) above}
		N.A.		




(1)(b) Statement showing Shareholding of persons belonging to the category "Promoter and Promoter Group"

Sr.No.	Name of Shareholders	No.of Shares	Shares as a percentage of total number of shares {i.e., Grand Total (A)+(B)+@ indicated in statement at para (1)(a) above}
1	MALA PATWARI	891700	7.13
2	SUNIL PATWARI	712000	5.70
3	SUSHIL PATWARI	568500	4.55
4	MINAKSHI PATWARI	389600	3.12
5	MAHENDRA PATWARI	312000	2.50
6	SATISH PATWARI	310000	2.48
7	ISHWAR LAL PATWARI	195000	1.56
8	ISHWAR LAL PATWARI	155000	1.24
9	SUSHIL PATWARI	150000	1.20
10	MAHENDRA PATWARI	135000	1.08
11	SUSHIL PATWATI	130000	1.40
12	ISHWAR LAL PATWARI	127500	1.02
13	RASHI SARAF	100000	0.80
14	ANITA PATWARI	90000	0.72
15	USHA PATWARI	86000	0.69
16	SUNIL PATWARI	70000	0.56
17	SARITA PATWARI	70000	0.56
18	ISHWAR LAL PATWARI	70000	0.56
19	PRATYUSH PATWARI	20000	0.16
20	RAHUL PATWARI	20000	0.16
	TOTAL	4472300	35.7793
(A)(1)(c)	Bodies Corporate		
1	Nagreeka Synthetics Pvt. Ltd	876688	7.02
2	Nagreeka Foils Ltd	584916	4.68
3	India Overseas Exports Pvt. Ltd	580000	4.64
4	Nagreeka Synthetics Pvt. Ltd	63582	0.5
	TOTAL	2105186	16.84



List of Individual Shareholders holding Nominal Share capital in excess of Rs. 1 lakh as on 30.09.2014

Sr. No	Name of Shareholders	Number of Shares	Percentage of total number of shares
1	DILIP KUMAR H PARMAR	200000	1.6
2	HARSHA HITESH JAVERI	125000	1
	HITESH RAMJI JAVERI		
	RADHABHAI RAMJI JAVERI		
3	HITESH RAMJI JAVERI	118002	0.94
	RADHABHAI RAMJI JAVERI		
	HARSHA HITESH JAVERI		
4	SARITA R RUIA	64510	0.52
	RAJENDRA M RUIA		
5	MEENAKSHI N RUIA	51000	0.41
	NARENDRA M RUIA		
6	KEDAR T GOSAR (HUF)	50250	0.4
7	PANKAJ JAYANTILAL PATEL	40000	0.32
	PURVI PANKAJ PATEL		
8	GOPAL JHUNJHUNWALA	40000	0.32
9	NILESHKUMAR MULJIBHAI KOTHARI	36097	0.28
10	PRAKASH JAIN	35495	0.28
11	NARENDRA M RUIA	34400	0.28
	MEENAKSHI N RUIA		
12	VANDANA KAJARIA	32401	0.26
	VIVEK KAJARIA		
13	SABITA PRASAD	32294	0.26
	BISHWANATH PRASAD		
14	PRAVIN KUMAR KAJARIA	30029	0.24
	RACHNA KAJARIA		
15	KALYANI P JAIN	21223	0.17
16	FOUDAR SWATI AVINASH	21202	0.17
	FOUDAR AVINASH SUDHAKAR		
17	HEMRAJ CHATURBHUJ ASHER	21092	0.17
	YOGESH CHANDRAKANT ASHER		
	SANDIP HARIDAS ASHER		
18	RACHNA KAJARIA	21000	0.17
	PRAVIN KUMAR KAJARIA		
19	FOUDAR AVINASH SUDHAKAR	20601	0.16
	FOUDAR SWATI AVINASH		
	TOTAL	994596	7.95

For NAGREEKA EXPORTS LTD.

 Managing Director