

(I) (a) STATEMENT SHOWING SHAREHOLDING PATTERN


Name of the Company : Neyveli Lignite Corporation Limited

Scrip Code, Name of the Scrip, Class of Security : BSE : 513683

Quarter ended 30/09/2014

EQWITY

| Partly Paid-up Shares | No. of Partly paid-up Shares | As a % of total No. of partly paid-up Shares | As a % of total No. of Shares of the Company |
|---|-------------------------------|---|--|
| Held by promoter / promoter group | Not Applicable | | |
| Held by Public | | | |
| Total | | | |
| Outstanding Convertible Securities | No. of Outstanding securities | As a % of total No. of Outstanding Convertible Securities | As a % of total No. of Shares of the Company, assuming full conversion of the convertible securities |
| Held by promoter / promoter group | Not Applicable | | |
| Held by Public | | | |
| Total | | | |
| Warrants | No. of warrants | As a % of total No. of Warrants | As a % of total No. of Shares of the Company, assuming full conversion of Warrants |
| Held by promoter / promoter group | Not Applicable | | |
| Held by Public | | | |
| Total | | | |
| Total paid-up capital of the Company, assuming full conversion of warrants and convertible securities | 1677709600 | | |

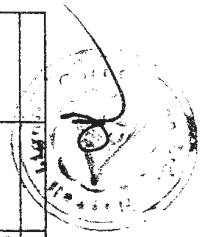


(I) STATEMENT SHOWING SHAREHOLDING PATTERN
 Name of the Company : Neyveli Lignite Corporation Limited
 Scrip Code, Name of the Scrip, Class of Security : **BSE: 513683**
EQUITY
 Quarter ended 30/09/2014

| Category Code | Category of Shareholder | No. of Share holders | Total No. of shares | No. of shares held in Dematerialised Form | Total No. of shareholding as a percentage of Total No. of shares | | Shares pledged or otherwise encumbered | |
|---------------|--|----------------------|---------------------|---|--|----------------------------------|--|---------------------------------------|
| | | | | | As a percentage of (A+B) (VI) | As a percentage of (A+B+C) (VII) | No. of Shares (VIII) | As a percentage of (IX=VIII / IV)X100 |
| (I) | (II) | (III) | (IV) | (V) | (VI) | (VII) | (VIII) | (IX) |
| A | SHAREHOLDING OF PROMOTER AND PROMOTER GROUP | | | | | | | |
| (1) | Indian | | | | | | | |
| a | Individual/Hindu Undivided Family | | | | | | | |
| b | Central Government/ State Governments | 1 | 1509938640 | 1509938640 | 90.00 | 90.00 | | |
| c | Bodies Corporate | | | | | | | |
| d | Financial Institutions / Banks | | | | | | | |
| e | Any other - Directors & their relatives | | | | | | | |
| | Sub Total A(1) | 1 | 1509938640 | 1509938640 | 90.00 | 90.00 | | 0.00 |
| (2) | Foreign | | | | | | | |
| a | Individual (Non resident individuals / Foreign individuals) | | | | | | | |
| b | Bodies Corporate | | | | | | | |
| c | Institutions | | | | | | | |
| d | Qualified Foreign Investor | | | | | | | |
| e | Any other (Specify) | | | | | | | |
| | Sub Total A(2) | | | | | | | |
| | Total shareholding of Promoter and Promoter Group (A) = (A)(1) + (A)(2) | 1 | 1509938640 | 1509938640 | 90.00 | 90.00 | | |



| Category Code | Category of Shareholder | No. of Share holders | Total No. of shares | No. of shares held in Dematerialised Form | Total No. of shareholding as a percentage of Total No. of shares. | | Shares pledged or otherwise encumbered |
|---------------|--|----------------------|---------------------|---|---|----------------------------------|--|
| | | | | | As a percentage of (A+B) (VI) | As a percentage of (A+B+C) (VII) | |
| (I) | (II) | (III) | (IV) | (V) | (VI) | (VII) | (VIII) |
| | | | | | | | As a percentage of (IX=VIII/IV)X100 |
| B | Public Shareholding | | | | | | |
| (1) | Institutions | | | | | | |
| a | Mutual Funds/ UTI | 12 | 317153 | 28853 | 0.02 | 0.02 | |
| b | Financial Institutions / Banks | 12 | 1264773 | 1262273 | 0.08 | 0.08 | |
| c | Central Government/ State Governments | 5 | 59701260 | 59701260 | 3.56 | 3.56 | |
| d | Venture capital Funds | | | | - | - | |
| e | Insurance Companies | 20 | 78260695 | 78260695 | 4.66 | 4.66 | |
| f | Foreign Institutional Investors | 13 | 782997 | 782997 | 0.05 | 0.05 | |
| g | Foreign Venture Capital Investors | | | | - | - | |
| h | Qualified Foreign Investor | | | | - | - | |
| i | Any other | | | | - | - | |
| | Sub Total B(1) | 62 | 140326878 | 140276078 | 8.36 | 8.36 | N.A. |
| B(2) | Non-Institutions | | | | | | |
| a | Bodies Corporate | 1009 | 2994878 | 2992378 | 0.18 | 0.18 | |
| b | Individuals | | | | | | |
| (1) | Individual Shareholders holding Nominal Share Capital upto Rs.1 Lakh | 94160 | 20489506 | 18197426 | 1.22 | 1.22 | |
| (1i) | Individual Shareholders holding Nominal Share Capital in excess of Rs.1 Lakh | 91 | 2329013 | 2276613 | 0.14 | 0.14 | |
| c | Qualified Foreign Investor | | | | | | |
| d | Any other - Cleaning Members | 241 | 269888 | 269888 | 0.02 | 0.02 | |
| | Trusts | 19 | 56379 | 56379 | 0.00 | 0.00 | |
| | NRI | 1048 | 1288318 | 1026218 | 0.08 | 0.08 | |
| | Limited Liability Partnership | 7 | 15000 | 15000 | 0.00 | 0.00 | |
| | Unclaimed Securities Suspense account | 1 | 1100 | 1100 | 0.00 | 0.00 | |
| | Sub Total B(2) | 96576 | 27444082 | 24835002 | 1.64 | 1.64 | |
| | Total Public Shareholding (B)= (B)(1)+(B)(2) | 96638 | 167770960 | 165111080 | 10.00 | 10.00 | N.A. |
| | TOTAL (A) + (B) | 96639 | 1677709600 | 1675049720 | 100.00 | 100.00 | |
| C | Shares held by Custodians and against which Depository Receipts have been issued | | | | | | |
| 1 | Promoter and Promoter Group | | | | | | |
| 2 | Public | | | | | | |
| | Sub Total (C) | | | | | | |
| | Grand Total (A) + (B) + (C) | 96639 | 1677709600 | 1675049720 | 100.00 | 100.00 | |



(1) (a) STATEMENT SHOWING SHAREHOLDING PATTERN
 Name of the Company : Neyveli Lignite Corporation Limited
 Scrip Code, Name of the Scrip, Class of Security : **BSE: 513683 : Govit**
 Quarter ended 30/09/2014

(1) (b) Statement showing holding of Securities (including shares, warrants, convertible Securities) of persons belonging to the Category "Promoter and Promoter Group".

| Sr. No. (i) | Name of the shareholder (ii) | Details of Shares held | | Encumbered shares (*) | | | Details of warrants | | | Details of convertible securities | | Total Shares (including underlying shares assuming full conversion of warrants and Convertible securities) as a % of diluted share capital XII |
|-------------|------------------------------|-----------------------------|--|-----------------------|--------------------------------------|---|--------------------------------|--|---|--|---|--|
| | | Number of Shares held (iii) | As a % of grand Total (A)+(B)+(C) (iv) | Number (v) | As a percentage (vi) = (v)/(iii)*100 | As a % of grand total (A)+(B)+(C) of Sub-clause (i) (a) (vii) | Number of Warrants held (viii) | As a % total number of warrants of the same class (ix) | Number of convertible securities held (x) | As a % total number of Convertible securities of the same class (xi) | | |
| 1 | PRESIDENT OF INDIA | 1509938640 | 90.00 | 0 | 0 | 0 | 0 | 0 | 0 | 0 | 0 | 90.00 |
| | Total | 1509938640 | 90.00 | 0 | 0 | 0 | 0 | 0 | 0 | 0 | 0 | 90.00 |

(1) (c) (i) Statement showing holding of securities (including shares, warrants, convertible Securities) of persons belonging to the Category "Public" and Holding more than 1 % of the total Number of shares

| Sr. No. | Name of the shareholder | Details of warrants | | | Details of convertible securities | | | Total Shares (including underlying shares assuming full conversion of warrants and Convertible securities) as a % of diluted share capital |
|---------|---|-------------------------|---|---|---------------------------------------|---|--|--|
| | | Number of Warrants held | As a % total number of warrants of the same class | % w.r.t. total number of Convertible securities of the same class | Number of convertible securities held | % w.r.t. total number of Convertible securities of the same class | Total Shares (including underlying shares assuming full conversion of warrants and Convertible securities) as a % of diluted share capital | |
| 1 | LIFE INSURANCE CORPORATION OF INDIA | 61317053 | 3.65 | | | | 3.65 | |
| 2 | STATE INDUSTRIES PROMOTION CORPORATION OF TAMILNADU LTD | 26865567 | 1.60 | | | | 1.60 | |
| | Total | 88182620 | 5.25 | | | | 5.25 | |

(*) The term "encumbrance" has the same meaning as assigned to it in regulation 28(3) of the SAST Regulations, 2011.



(I) (c) (ii) Statement showing holding of securities (including shares, warrants, convertible Securities) of persons (together with PAC) belonging to the Category "Public" and Holding more than 5 % of the total Number of shares of the Company

| Sr. No. | Name(s) of the shareholder and the persons Acting in concert (PAC) with them | Number of shares held | Shares as a percentage of Total No. of shares (i.e. Grand Total (A)+(B)+(C) indicated in statement at para (a) above} | Details of warrants | | Details of convertible | | Total Shares (including underlying shares assuming full conversion of warrants and convertible securities) as a % of diluted share capital |
|----------------|--|-----------------------|---|-------------------------|---|---------------------------------------|---|--|
| | | | | Number of Warrants held | As a % total number of warrants of the same class | Number of convertible securities held | % w.r.t. total number of Convertible securities of the same class | |
| NOT APPLICABLE | | | | | | | | |



(I) (d) Statement showing details of Locked - in shares

| Sr.No. | Name of the shareholder | Number of Locked - in Shares | Locked - in Shares as a percentage of Total No. of shares (i.e. Grand Total (A)+(B)+(C) indicated in statement at para (a) above) | Promoter / Promoter Group / Public |
|--------|-------------------------|------------------------------|---|------------------------------------|
| | | 0 | 0.00 | |
| | Total | | | |

(II) (a) Statement showing details of Depository Receipts (DRs)

| Sr.No. | Type of Outstanding DR (ADRs/GDRs/SDRs etc.) | No. of Outstanding DRs | No. of shares underlying Outstanding DRs | Shares underlying outstanding DRs as a percentage of Total No. of shares (i.e. Grand Total (A)+(B)+(C) indicated in statement at para (a) above) |
|----------------|--|------------------------|--|--|
| NOT APPLICABLE | | | | |

Back


(II) (b) Statement showing Holding of Depository Receipts (DRs), where underlying shares held by 'promoter/ promoter group' are in excess of 1 % of the total number of shares

| Sr.No. | Name of the DR Holder | Type of Outstanding DR (ADRs, GDRs, SDRs, etc.) | No. of shares underlying Outstanding DRs | Shares underlying outstanding DRs as a percentage of Total No. of shares (i.e. Grand Total (A)+(B)+(C) indicated in statement at para (a) above) |
|----------------|-----------------------|---|--|--|
| NOT APPLICABLE | | | | |

Back



| Folio / ID | Name of the shareholder | Shares |
|------------------|--|-------------------|
| IN30081210491050 | INDIAN OVERSEAS BANK | 470000 |
| IN30081210491009 | THE KARUR VYSYA BANK LTD | 100000 |
| IN30048412622255 | AXIS BANK LIMITED | 58120 |
| IN30081210491156 | INDIAN BANK | 50000 |
| IN30081210490993 | UCO BANK | 45000 |
| IN30135630049152 | CANARA BANK-NEW DELHI | 2200 |
| 17 | ALLAHABAD BANK | 1700 |
| 65 | PUNJAB NATIONAL BANK | 800 |
| IN30154914936986 | SARVODAYA COMMERCIAL CO- OPERATIVE BANK LIMITED | 100 |
| IN30281410699357 | KOTAK MAHINDRA BANK LIMITED | 39 |
| IN30081210494430 | EXPORT CREDIT GUARANTEE CORPORATION OF INDIA LIMITED | 476892 |
| IN30134820016807 | ICICI BANK LIMITED | 59922 |
| | BANKS/FINANCIAL INSTITUTIONS TOTAL | 1264773 |
| IN30133021129243 | PRESIDENT OF INDIA | 1509938640 |
| | CENTRAL GOVERNMENT TOTAL | 1509938640 |
| IN30152430034884 | SWISS FINANCE CORPORATION (MAURITIUS) LIMITED | 456100 |
| IN30005410043667 | CITITRUST LIMITED AS TRUSTEE OF AXA IM MPF FUND - AXA IM MPF ASIA PACIFIC (EX-JAPAN) EQUITY FUND | 190812 |
| IN30014210579377 | AXA INVESTMENT MANAGERS ASIA (SINGAPORE) LTD. A/C AXA ROSENBERG MANAGEMENT IRELAND LIMITED RE AXA ROSENBERG ALL-COUNTRY ASIA PACIFIC | 30361 |
| IN30014210595016 | AXA INVESTMENT MANAGERS ASIA (SINGAPORE) LTD A/C AXA ROSENBERG MANAGEMENT IRELAND LIMITED RE AXA ROSENBERG GLOBAL EMERGING MARKETS | 28831 |
| IN30152430005688 | BARCLAYS CAPITAL MAURITIUS LIMITED | 24173 |
| IN30152430034817 | GOLDMAN SACHS (SINGAPORE) PTE | 17631 |
| IN30016710091190 | BRUNEI INVESTMENT AGENCY AS MANAGED BY AXA ROSENBERG INVESTMENT MANAGEMENT ASIA PACIFIC LTD | 9553 |
| IN30005410023614 | UTAH STATE RETIREMENT SYSTEMS | 9121 |
| IN30134820020084 | ELM PARK FUND LIMITED | 5320 |
| IN30016710042304 | WELLS FARGO MASTER TRUST DIVERSIFIED STOCK PORTFOLIO | 4901 |
| IN30014210625068 | MORGAN STANLEY MAURITIUS COMPANY LIMITED | 4044 |
| IN30005410010739 | BNP PARIBAS ARBITRAGE | 1650 |
| IN30152430022422 | EMERGING INDIA FOCUS FUNDS | 500 |
| | FOREIGN INSTITUTIONAL INVESTOR TOTAL | 782997 |
| IN30081210000012 | LIFE INSURANCE CORPORATION OF INDIA | 46646877 |
| IN30081210498007 | LIC OF INDIA MARKET PLUS 1 GROWTH FUND | 8064864 |
| IN30081210001728 | THE NEW INDIA ASSURANCE COMPANY LIMITED | 7152585 |
| IN30081210000029 | GENERAL INSURANCE CORPORATION OF INDIA | 4358593 |
| IN30081210000543 | UNITED INDIA INSURANCE COMPANY LIMITED | 3584659 |
| IN30081210497730 | LIC OF INDIA MARKET PLUS GROWTH FUND | 2247071 |
| IN30012611241922 | LIC OF INDIA PROFIT PLUS GROWTH FUND | 2121088 |
| IN30081210501340 | LIFE INSURANCE CORPORATION OF INDIA P & GS FUND | 1650000 |
| IN30081210000560 | THE ORIENTAL INSURANCE COMPANY LIMITED | 929305 |
| IN30081210000502 | NATIONAL INSURANCE COMPANY LTD | 918500 |
| IN30081210497990 | LIC OF INDIA MARKET PLUS 1 BALANCED FUND | 224032 |
| IN30012611241971 | LIC OF INDIA FORTUNE PLUS GROWTH FUND | 195000 |
| IN30081210497981 | LIC OF INDIA MARKET PLUS 1 SECURED FUND | 128911 |
| IN30012611241980 | LIC OF INDIA PROFIT PLUS BALANCED FUND | 15970 |
| IN30012611242013 | LIC OF INDIA PROFIT PLUS SECURED FUND | 15970 |
| IN30081210497957 | LIC OF INDIA MONEY PLUS 1 GROWTH FUND | 3000 |
| IN30012611241939 | LIC OF INDIA CHILD FORTUNE PLUS GROWTH FUND | 1500 |
| IN30081210497949 | LIC OF INDIA MONEY PLUS 1 BALANCED FUND | 1270 |
| IN30081210497932 | LIC OF INDIA MONEY PLUS 1 SECURED FUND | 1000 |
| IN30012611241787 | LIC OF INDIA CHILD FORTUNE PLUS BALANCED FUND | 500 |
| | INSURANCE COMPANIES TOTAL | 78260695 |



| | | |
|------------------|---|------------------|
| IN30021417411544 | B C AGARWAL ENTERPRISES LLP | 4000 |
| IN30048419025605 | MERU ADVISORY SERVICES LLP | 3300 |
| 1203330000539199 | BLOOMING STEELCONS LLP | 3000 |
| IN30371911033781 | WRIR ADVISORS LLP | 3000 |
| IN30002011729575 | LABH CONSULTANTS LLP | 1500 |
| 1206960000002774 | CLARTE FINANCIAL ADVISORY SERVICES LLP | 100 |
| IN30125029104901 | JKP MERCANTILES LLP | 100 |
| | LIMITED LIABILITY PARTNERSHIP TOTAL | 15000 |
| IN30152430025458 | SUNDARAM MUTUAL FUND A/C SUNDARAM SELECT THEMATIC FUNDS PSU OPPORTUNITIES | 250000 |
| 57 | S.H.C.I.L.A/C.G.I.C. MF | 17800 |
| IN30081210499585 | IDBI MF - RGESS - SERIES I - PLAN A OPERATIVE A/C | 16461 |
| 19085 | LGT ASSET MANAGEMENT A/C GT IN | 7000 |
| 18981 | UTI A/C INDIA FUND UNIT SCH.86 | 5700 |
| 22 | BANK OF INDIA A/C BOI MF | 2400 |
| IN30016710053569 | GOLDMAN SACHS CNX 500 FUND | 2392 |
| 89 | PUNJAB N. BANK.P.PLUS91&ELSS92 | 2200 |
| 19 | S.H.C.I.LIMITED A/C SBIMF | 1500 |
| 19068 | IIT CORP SERVICES LTD A/C GIC | 800 |
| 19145 | SOUTHERN INDIA DEPOSITORY PVT LTD | 200 |
| 9 | UNIT TRUST OF INDIA | 10700 |
| | MUTUAL FUND/UTI TOTAL | 317153 |
| IN30115122152490 | MOHAMED YUSUF NOORANI | 21000 |
| IN30151610185472 | SHANKAR LAL SARAF CHARITABLE TRUST | 10500 |
| 1204310000006197 | JAMEAH HUSAINIYAH ARABIYAH ISLAMIYAH WAKF | 7000 |
| IN30137210192656 | BHIKHAM CHAND PARAKH WELFARE TRUST | 5000 |
| IN30137210161755 | BACHHAWAT FOUNDATION | 3500 |
| 1204310000006182 | JAMEAH HUSAINIYAH EDUCATION AND MEDICAL TRUST | 2000 |
| 1203910000047924 | SK CHARITABLE TRUST | 1398 |
| IN30151610185528 | GANAPATHI JANA SEVA BHANDAR | 1180 |
| 1204310000114019 | DINDAR EDUCATION TRUST | 1000 |
| IN30082911499648 | ADARSH NAGAR SEVA SAMITI | 1000 |
| IN30137210161770 | BACHHAWAT CHARITABLE TRUST | 1000 |
| IN30234910020601 | K. C. DHARMARTH TRUST | 500 |
| IN30048410938053 | AKSHI TRUST | 300 |
| IN30048410938060 | ARCHA TRUST | 300 |
| IN30108022085010 | T N E B ACCOUNTS AND EXECUTIVE STAFF UNION | 300 |
| IN30002030044359 | C.D TRUST | 200 |
| IN30011810941875 | SMT NIKKO DEVI FAMILY TRUST | 100 |
| IN30039412522815 | SOURABH K SHAH BENEFIT TRUST | 100 |
| 1204090000003843 | S ARIHANT DUGHAR BENEFIT TRUST | 1 |
| | TRUST TOTAL | 56379 |
| IN30059710077296 | STATE INDUSTRIES PROMOTION CORPORATION OF TAMILNADU LTD | 26865567 |
| IN30144480012123 | TAMILNADU INDUSTRIAL DEVELOPMENT CORPORATION LTD | 14925315 |
| IN30039415138112 | THE TAMILNADU INDUSTRIAL INVESTMENT CORPORATION LIMITED | 5970126 |
| IN30059710294316 | TAMILNADU URBAN FINANCE & INFRASTRUCTURE DEVELOPMENT CORPORATION LIMITED | 5970126 |
| IN30309310257415 | TAMIL NADU POWER FINANCE AND INFRASTRUCTURE DEVELOPMENT CORPORATION LTD. | 5970126 |
| | FINANCIAL INSTITUTION-STATE GOVERNMENT TOTAL | 59701260 |
| | GRAND TOTAL | 630336897 |

