



(1)(a) STATEMENT SHOWING SHAREHOLDING PATTERN IN CLAUSE-35

| | | | |
|--|------------------|---|--|
| NAME OF THE COMPANY: NOIDA TOLL BRIDGE COMPANY LIMITED | | Name of the Scrip: | |
| SCRIP CODE: | 532481 | | |
| Class of Security: | | | |
| QUARTER ENDED: | 30/09/2014 | | |
| Partly paid-up shares | | As a % of total no. of partly paid-up shares | As a % of total no. of shares of the Company. |
| Held by promoter/promoter group | 0 | 0 | 0 |
| Held by Public | 0 | 0 | 0 |
| Total: | 0 | 0 | 0 |
| Outstanding convertible securities: | | As a % of total no. of outstanding convertible securities. | As a % of total no. of shares of the Company assuming full conversion of the convertible securities |
| Held by promoter/promoter group | 0 | 0 | 0 |
| Held by Public | 0 | 0 | 0 |
| Total: | 0 | 0 | 0 |
| Warrants: | | As a % of total no. of warrants | As a % of total no. of shares of the Company, assuming full conversion of warrants |
| Held by promoter/promoter group | 0 | 0 | 0 |
| Held by Public | 0 | 0 | 0 |
| Total: | 0 | 0 | 0 |
| Total paid-up capital of the Company, assuming full conversion of warrants and convertible securities | 186195002 | 0 | 100.00 |

Handwritten signature




(1) (a) Statement showing Shareholding Pattern
 Name of the Company : Noida Toll Bridge Company Limited
 Quarter ended : As on 30/09/2014



| CATEGORY CODE | CATEGORY OF SHAREHOLDER | NO OF SHAREHOLDERS (iii) | TOTAL NUMBER OF SHARES (iv) | NO OF SHARES HELD IN DEMATERIALIZED FORM (v) | TOTAL SHAREHOLDING AS A % OF TOTAL NO OF SHARES | | SHARES PLEDGE OR OTHERWISE ENCUMBERED (viii) | AS a PERCENTAGE (ix)=(viii)/(iv)*100 |
|---------------|---|--------------------------|-----------------------------|--|---|----------------------------------|--|--------------------------------------|
| | | | | | AS a PERCENTAGE of (A+B) (vi) | AS a PERCENTAGE of (A+B+C) (vii) | | |
| (A) | PROMOTER AND PROMOTER GROUP | | | | | | | |
| (1) | INDIAN | | | | | | | |
| (a) | Individual /HINDU UNDIVIDED FAMILY | 0 | 0 | 0 | 0.00 | 0.00 | 0 | 0.00 |
| (b) | Central Government/State Government(s) | 0 | 0 | 0 | 0.00 | 0.00 | 0 | 0.00 |
| (c) | Bodies Corporate | 2 | 49095007 | 49095007 | 26.37 | 26.37 | 0 | 0.00 |
| (d) | Financial Institutions / Banks | 0 | 0 | 0 | 0.00 | 0.00 | 0 | 0.00 |
| (e) | Any Others | 0 | 0 | 0 | 0.00 | 0.00 | 0 | 0.00 |
| | Sub-Total A(1) : | 2 | 49095007 | 49095007 | 26.37 | 26.37 | 0 | 0.00 |
| (2) | FOREIGN | | | | | | | |
| (a) | Individuals (NRI/Foreign Individuals) | 0 | 0 | 0 | 0.00 | 0.00 | 0 | 0.00 |
| (b) | Bodies Corporate | 0 | 0 | 0 | 0.00 | 0.00 | 0 | 0.00 |
| (c) | Institutions | 0 | 0 | 0 | 0.00 | 0.00 | 0 | 0.00 |
| (d) | Qualified Foreign Investor | 0 | 0 | 0 | 0.00 | 0.00 | 0 | 0.00 |
| (e) | Any Others (Specify) | 0 | 0 | 0 | 0.00 | 0.00 | 0 | 0.00 |
| | Sub-Total A(2) : | 0 | 0 | 0 | 0.00 | 0.00 | 0 | 0.00 |
| | Total Shareholding of Promoter Group A-A(1)+A(2) | 2 | 49095007 | 49095007 | 26.37 | 26.37 | 0 | 0.00 |
| (B) | PUBLIC SHAREHOLDING | | | | | | | |
| (1) | INSTITUTIONS | | | | | | | |
| (a) | Mutual Funds /UTI | 2 | 8656591 | 8656591 | 4.65 | 4.65 | | |
| (b) | Financial Institutions /Banks | 5 | 283614 | 283614 | 0.15 | 0.15 | | |
| (c) | Central Government / State Government(s) OKHLA INDUSTRIAL DEVELOPMENT AUTHORITY) (NEW | 1 | 10000000 | 0 | 5.37 | 5.37 | | |
| (d) | Venture Capital Funds | 1 | 1000 | 1000 | 0.00 | 0.00 | | |
| (e) | Insurance Companies | 3 | 9507872 | 9507872 | 5.11 | 5.11 | | |
| (f) | Foreign Institutional Investors | 18 | 16618548 | 16618548 | 8.93 | 8.93 | | |
| (g) | Foreign Venture Capital Investors | 0 | 0 | 0 | 0.00 | 0.00 | | |
| (h) | Qualified Foreign Investor | 0 | 0 | 0 | 0.00 | 0.00 | | |
| (i) | Foreign National | | | | | | | |
| (j) | Any Others | 0 | 0 | 0 | 0.00 | 0.00 | | |
| | Sub-Total B(1) : | 30 | 45067625 | 35067625 | 24.20 | 24.20 | | |
| (2) | NON-INSTITUTIONS | | | | | | | |

| CATEGORY CODE | CATEGORY OF SHAREHOLDER | NO OF SHAREHOLDERS (iii) | TOTAL NUMBER OF SHARES (iv) | NO OF SHARES HELD IN DEMATERIALIZED FORM (v) | TOTAL SHAREHOLDING AS A % OF TOTAL NO OF SHARES | | SHARES PLEDGE OR OTHERWISE ENCUMBERED | SHARES PLEDGE OR OTHERWISE AS a PERCENTAGE (ix)=(viii)/(iv)*100 |
|---------------|--|--------------------------|-----------------------------|--|---|----------------------------------|---------------------------------------|---|
| | | | | | AS a PERCENTAGE of (A+B) (vi) | AS a PERCENTAGE of (A+B+C) (vii) | | |
| (a) | Bodies Corporate | 1204 | 13871210 | 13868010 | 7.45 | 7.45 | | |
| (b) | Individuals | | | | | | | |
| | (i) Individuals holding nominal share capital upto Rs.1 lakh | 86493 | 38482512 | 37893382 | 20.67 | 20.67 | | |
| | (ii) Individuals holding nominal share capital in excess of Rs.1 lakh | 612 | 36248621 | 36248621 | 19.47 | 19.47 | | |
| (c) | Any Others | | | | | | | |
| | NON RESIDENT INDIANS | 754 | 3122899 | 3122899 | 1.68 | 1.68 | | |
| | CLEARING MEMBERS | 112 | 135548 | 135548 | 0.07 | 0.07 | | |
| | TRUSTS | 5 | 9160 | 2160 | 0.00 | 0.00 | | |
| | Directors and their Relatives | 2 | 117345 | 117345 | 0.06 | 0.06 | | |
| | Foreign Bodies | | | | | | | |
| | OCBs | | | | | | | |
| (d) | Qualified Foreign Investor | 0 | 0 | 0 | 0.00 | 0.00 | | |
| | Sub-Total B(2) : | 89182 | 91987295 | 91987965 | 49.40 | 49.40 | | |
| | Total Public Shareholding B-B(1)+B(2) : | 89212 | 137054920 | 126455590 | 73.61 | 73.61 | | |
| | Total (A+B) : | 89214 | 186149927 | 175550597 | 99.98 | 99.98 | | |
| (c) | Shares held by custodians and against which Depository Receipts have been issued GRAND TOTAL (A+B+C) : | | | | | | | |
| (1) | Shares held by Promoter and Promoter Group | | | | | | | |
| (2) | Shares held by the Public | 1 | 45075 | 45075 | 0.02 | 0.02 | | |
| | Total | 89215 | 186195002 | 175595672 | 100.00 | 100.00 | 0 | 0.00 |



(U)(b) Statement showing holding of securities (including shares, warrants, convertible securities) of persons belonging to the category "Promoter and Promoter Group"

| Sr. No | Name of the Shareholder | Details of Shares held | | Encumbered shares (*) | | Details of Warrants | | | Details of convertible securities | | Total Shares (including underlying shares assuming full conversion of warrants and convertible securities) as a % of diluted share capital | |
|--------|---|--------------------------|--|-----------------------|--|---|------------------------------|---|--|---|--|--------------|
| | | No. of Shares held (iii) | As a % of grand total (A)+(B)+(C) (iv) | Pledge Shares (v) | AS a percentage (vi)=(v)/(iii)*100 (vii) | AS a % of grand total (A) + (B) + (C) of sub-clause (i)(a) (viii) | Number of warrants held (ix) | As a % total number of warrants of the same class (x) | Number of convertible securities held (xi) | As a % total number of convertible securities of the same class (xii) | | |
| 1 | IL AND FS TRANSPORTATION NETWORKS LTD | 47195007 | 25.35 | 0 | 0.00 | 0 | 0.00 | 0 | 0.00 | 0 | 0.00 | 25.35 |
| 2 | INFRASTRUCTURE LEASING & FINANCIAL SERVICES LTD | 1900000 | 1.02 | 0 | 0.00 | 0 | 0.00 | 0 | 0.00 | 0 | 0.00 | 1.02 |
| | TOTAL : | 49095007 | 26.37 | 0 | 0.00 | 0 | 0.00 | 0 | 0.00 | 0 | 0.00 | 26.37 |



Signature

| Statement showing holding of securities (including shares, warrants, convertible securities) of persons belonging to the category "public" and holding more than 1% of the total number of shares | | | | | | | | | |
|---|---|-----------------------|--|-------------------------|---|---------------------------------------|--|---|--|
| Sr.No. | Name of the shareholder | Number of shares held | Shares as a percentage of total number of shares (i.e., Grant total (A)-(B)-(C) indicated in Statement at para (1)(a) above) | Details of warrants | | Details of convertible securities | | Total shares (including underlying shares assuming full conversion of warrants and convertible securities) as a % of diluted share capital) | |
| | | | | Number of warrants held | As a % total number of warrants of the same class | Number of convertible securities held | % w.r.t total number of convertible securities of the same class | | |
| 1 | NEW ORHLA INDUSTRIAL DEVELOPMENT AUTHORITY | 10000000 | 5.37 | 0 | 0.00 | 0 | 0.00 | 5.37 | |
| 2 | PPFAS LONG TERM VALUE FUND | 8654434 | 4.65 | 0 | 0.00 | 0 | 0.00 | 4.65 | |
| 3 | UTILIGO EMERGING MARKETS (MAURITIUS) | 8168400 | 4.39 | 0 | 0.00 | 0 | 0.00 | 4.39 | |
| 4 | LIFE INSURANCE CORPORATION OF INDIA | 6007872 | 3.23 | 0 | 0.00 | 0 | 0.00 | 3.23 | |
| 5 | STEINBERG INDIA EMERGING OPPORTUNITIES FUND LIMITED | 4100000 | 2.20 | 0 | 0.00 | 0 | 0.00 | 2.20 | |
| 6 | FIDELITY FUNDS - ASIAN SMALLER COMPANIES POOL | 2115141 | 1.14 | 0 | 0.00 | 0 | 0.00 | 1.14 | |
| 7 | SANJAY AGARWAL | 2100000 | 1.13 | 0 | 0.00 | 0 | 0.00 | 1.13 | |
| 8 | GENERAL INSURANCE CORPORATION OF INDIA | 2000000 | 1.07 | 0 | 0.00 | 0 | 0.00 | 1.07 | |
| TOTAL : | | 43145847 | 23.17 | 0 | 0.00 | 0 | 0.00 | 23.17 | |



Signature



| (1)(c)(ii) Statement showing holding of securities (including shares, warrants, convertible securities) of persons (together with PAC) belonging to the category "Public" and holding more than 5% of the total number of shares as a percentage of total number of shares (i.e., Grant total (A)-(B)-(C) indicated in Statement at para (1)(a) above) | | | | | | | | | |
|--|--|-----------------------|-------------------------|---|---------------------------------------|--|----------|--|---|
| Sr.No. | Name(s) of the shareholder(s) and the Persons Acting in Co shares held | Number of shares held | Details of warrants | | | Details of convertible securities | | % w.r.t total number of convertible securities of the same class | Total shares (including underlying shares assuming full conversion of warrants and convertible securities) as a % of diluted share capital) |
| | | | Number of warrants held | As a % total number of warrants of the same class | Number of convertible securities held | Number of convertible securities of the same class | | | |
| 1 | NEW OKHLA INDUSTRIAL DEVELOPMENT AUTHORITY | 10000000 | 0 | 0.00 | 0 | 0.00 | 0 | 5.37 | |
| TOTAL : | | 10000000 | 0 | 0.00 | 0 | 0.00 | 0 | 5.37 | |

| STATEMENT SHOWING DETAILS OF LOCKED-IN SHARES" | | | |
|--|--------------------------------|----------------------------|---|
| (1)(d) | | | |
| Sr.No. | Name of the shareholder | Number of locked-in shares | Locked-in shares as a (%) percentage of total number of shares (i.e, Grand Total (A)+(B)+(C) Indicated in Statement at para (1)(a) above} |
| | Promoter/Promoter Group/Public | | |
| | | 0 | 0 |
| TOTAL : | | 0 | 0 |



Manoj

| STATEMENT SHOWING DETAILS OF DEPOSITORY RECEIPTS (DRS) | | | |
|--|--|---------------------------|--|
| (II)(a) | | | |
| Sr.No. | Type of outstanding DR (ADRs,GDRs,SDRs,etc.) | Number of outstanding DRs | Number of shares underlying outstanding DRs |
| 1 | DEUTSCHE BANK TRUST COMPANY AMERICAS | 9015 | 45075 |
| TOTAL : | | 9015 | 45075 |
| | | | Shares underlying outstanding DRS as a percentage of total number of shares {i.e., Grand Total (A)+(B)+(C) indicated in Statement at Para(I)(a) above} |
| | | | 0.00 |
| | | | 0.00 |

Signature



Samal



| Statement showing Holding of Depository Receipts (DRs), where underlying shares held by "Promoter/Promoter group" are in excess of 1% of the total number shares. | | | | |
|---|-----------------------|---|---|--|
| (II)(b) | | | | |
| Sr.No. | Name of the DR Holder | Type of outstanding DR (ADRs, GDRs, SDRs, etc.) | Number of shares underlying outstanding DRs | Shares underlying outstanding DRs as a percentage of total number of shares (i.e., Grand Total (A)+(B)-(C) indicated in Statement at para(I)(a) above} |
| | | | 0 | 0 |
| TOTAL : | | | | 0 |