





I (a) Statement Shareholding Pattern as on 30.09.2014			
Name of the Company : Orient Green Power Company Limited			
Script Code:533263		Class of Security: Equity Shares	
Partly Paid-up shares	No. of Partly Paid-up shares	As a % of total no. of Partly paid-up shares	As a % of total no. of shares of the Company
Held by promoter/Promoter group	0	0	0
Held by Public	0	0	0
Total	0	0	0
Outstanding convertible securities	No. of Outstanding securities	As a % of total No. of Outstanding convertible securities	As a % of total No. of shares of the company, assuming full conversion of the convertible securities
Held by promoter/Promoter group	0	0	0
Held by Public	0	0	0
Total	0	0	0
Warrants	No. of Warrants	As a % of total no. of warrants	As a % of total No. of shares of the company, assuming full conversion of the convertible securities
Held by promoter/Promoter group	0	0	0
Held by public	0	0	0
Total	0	0	0
Total paid-up capital of the company, assuming full conversion of warrants and convertible securities	568078249		




Orient Green Power Company Limited									
Category code	Category of Shareholder	Number of Shareholders	Total number of Shares	Number of Shares held in dematerialized form	Total Shareholding as a percentage of total number of shares		Shares pledged (or otherwise encumbered)		
					As a percentage of (A+B)	As a percentage of (A+B+C)	Number of shares	As a percentage	
(I)	(II)	(III)	(IV)	(V)	(VI)	(VII)	(VIII)	(IX) = (VIII)/(IV)*100	
(A)	Shareholding Of Promoter And Promoter Group ²								
[1]	INDIAN								
(a)	INDIVIDUALS / HINDU UNDIVIDED FAMILY	0	0	0	0.00	0.00	0	0	0
(b)	CENTRAL GOVERNMENT / STATE GOVERNMENT(S)	0	0	0	0	0	0	0	0
(c)	BODIES CORPORATE	2	163994972	163994972	28.87	28.87	0	0	0
(d)	FINANCIAL INSTITUTIONS / BANKS	0	0	0	0	0	0	0	0
(e)	ANY OTHER (SPECIFY)	0	0	0	0	0	0	0	0
	Sub Total(A)(1)	2	163994972	163994972	28.87	28.87	0	0	0
[2]	FOREIGN								
(a)	INDIVIDUALS (NON-RESIDENT INDIVIDUALS / FOREIGN INDIVIDUALS)	0	0	0	0	0	0	0	0
(b)	BODIES CORPORATE	1	262063624	262063624	46.13	46.13	0	0	0
(c)	FINANCIAL INSTITUTIONS / BANKS	0	0	0	0	0	0	0	0
	Sub Total(A)(2)	1	262063624	262063624	46.13	46.13	0	0	0
	Total Shareholding Of Promoter And Promoter Group (A)= (A)(1)+(A)(2)	3	426058596	426058596	75.00	75.00	0	0	0





(B)	PUBLIC SHAREHOLDING									
[1]	INSTITUTIONS									
(a)	MUTUAL FUNDS / UTI	0	0	0	0	0	0	0	0	0
(b)	FINANCIAL INSTITUTIONS / BANKS	7	32232790	32232790	32232790	5.67	5.67	0	0	0
(c)	CENTRAL GOVERNMENT / STATE GOVERNMENT(S)	0	0	0	0	0	0	0	0	0
(d)	VENTURE CAPITAL FUNDS	0	0	0	0	0	0	0	0	0
(e)	INSURANCE COMPANIES	0	0	0	0	0	0	0	0	0
(f)	FOREIGN INSTITUTIONAL INVESTORS	2	18790140	18790140	18790140	3.31	3.31	0	0	0
(g)	FOREIGN VENTURE CAPITAL INVESTORS	0	0	0	0	0	0	0	0	0
(h)	QUALIFIED FORE. INVESTOR-CORPORATE	0	0	0	0	0	0	0	0	0
(i)	QUALIFIED FORE. INVESTOR-IND	0	0	0	0	0	0	0	0	0
	Sub Total(B) (1)	9	51022930	51022930	51022930	8.98	8.98	0	0	0
[2]	NON-INSTITUTIONS									
(a)	BODIES CORPORATE	319	60954700	60954700	60954700	10.73	10.73	0	0	0
(b)	INDIVIDUAL SHAREHOLDERS HOLDING NOMINAL SHARE CAPITAL UPTO RS. 1 LAKH.	24021	17213113	17212786	17212786	3.03	3.03	0	0	0
(c)	INDIVIDUAL SHAREHOLDERS HOLDING NOMINAL SHARE CAPITAL IN EXCESS OF RS. 1 LAKH	276	10236075	10236075	10236075	1.8	1.8	0	0	0
(d)	QUALIFIED FORE. INVESTOR-CORPORATE	0	0	0	0	0	0	0	0	0
(e)	QUALIFIED FORE. INVESTOR-IND	0	0	0	0	0	0	0	0	0
(f)	CLEARING MEMBER	140	664865	664865	664865	0.12	0.12	0	0	0
(g)	MARKET MAKER	0	0	0	0	0	0	0	0	0
(h)	OFFICE BEARERS	0	0	0	0	0	0	0	0	0
(i)	FOREIGN NATIONALS	0	0	0	0	0	0	0	0	0
(j)	NON RESIDENT INDIANS (REPAT)	209	741606	741606	741606	0.13	0.13	0	0	0
(k)	NON RESIDENT INDIANS (NON REPAT)	64	155710	155710	155710	0.03	0.03	0	0	0



P

G


(l)	FOREIGN COMPANIES	2	638738	386526	0.11	0.11	0	0	0
(m)	OVERSEAS BODIES CORPORATES	0	0	0	0	0	0	0	0
(n)	DIRECTORS / RELATIVES	7	391916	391916	0.07	0.07	0	0	0
	Sub-Total (B)(2)	25038	90996723	90744184	16.02	16.02	0	0	0
	Total Public Shareholding (B)= (B)(1)+(B)(2)	25047	142019653	141767114	25	25	0	0	0
	Total (A)+(B)	25050	568078249	567825710	100	100	0	0	0
(C)	Shares Held By Custodians And Against Which Depository Receipts Have Been Issued								
1	Promoter And Promoter Group	0	0	0	0	0	0	0	0
2	Public	0	0	0	0	0	0	0	0
	Sub Total	0	0	0	0	0	0	0	0
	Total (C)	0	0	0	0	0	0	0	0
	Total (A)+(B)+(C)	25050	568078249	567825710	100	100	0	0	0

P. S. Srinivasan


(I)(b) STATEMENT SHOWING HOLDING OF SECURITIES (INCLUDING SHARES, WARRANTS, CONVERTIBLE SECURITIES) OF PERSONS BELONGING TO THE CATEGORY 'PROMOTER AND PROMOTER GROUP'												
Sl.No.(I)	NAME OF THE SHAREHOLDER(II)	NO.OF SHARES HELD (III)	TOTAL SHARES HELD AS A % OF GRAND TOTAL(A)+(B)+(C)(IV)	ENCUMBERED SHARES NO (V)	ENCUMBERED SHARES AS A PERCENTAGE (V)/(III)*100	ENCUMBERED SHARES AS A % OF GRAND TOTAL(A)+(B)+(C) OF SUB-CLAUSE(I)(a) (VII)	PAN	NUMBER OF WARRANTS HELD (VIII)	AS A % TOTAL NUMBER OF WARRANTS OF THE SAME CLASS (IX)	NUMBER OF CONVERTIBLE SECURITIES HELD (X)	AS A % TOTAL NUMBER OF CONVERTIBLE SECURITIES OF THE SAME CLASS (XI)	TOTAL SHARES (INCLUDING UNDERLYING SHARE ASSUMING FULL CONVERSION OF WARRANTS AND CONVERTIBLE SECURITIES) AS A % OF DILUTED SHARE CAPITAL (XII)
1	ORIENT GREEN POWER PTE. LIMITED	262063624	46.1316	0	0	0	AABCO5145J					
2	SHIRAM INDUSTRIAL HOLDINGS LIMITED	163608446	28.8003	0	0	0	AAACS7696D					
3	SHIRAM EPC LIMITED	386526	0.068	0	0	0	AAFCS1410C					
	Total :	426058596	74.9999	0	0	0						




(I)(C)(i) STATEMENT SHOWING HOLDING OF SECURITIES (INCLUDING SHARES, WARRANTS, CONVERTIBLE SECURITIES) OF PERSONS BELONGING TO THE CATEGORY 'PUBLIC' AND HOLDING MORE THAN 1% OF THE TOTAL NUMBER OF SHARES									
SR. NO.	NAME(S) OF THE SHAREHOLDER	NUMBER OF SHARES HELD	SHARES AS A PERCENTAGE OF TOTAL NUMBER OF SHARES (i.e. GRAND TOTAL (A)+(B)+C INDICATED IN STATEMENT AT PARA (I)(a) ABOVE }	PAN	NUMBER OF WARRANTS HELD	AS A % TOTAL NUMBER OF WARRANTS OF THE SAME CLASS	NUMBER OF CONVERTIBLE SECURITIES HELD	% W. R. T TOTAL NUMBER OF CONVERTIBLE SECURITIES OF THE SAME CLASS	TOTAL SHARES (INCLUDING UNDERLYING SHARES ASSUMING FULL CONVERSION OF WARRANTS AND CONVERTIBLE SECURITIES) AS A % OF DILUTED SHARE CAPITAL
1	LIFE INSURANCE CORPORATION OF INDIA	19857996	3.4956	-	-	-	-	-	-
2	THETA MANAGEMENT CONSULTANCY PRIVATE LIMITED	13500000	2.3764	-	-	-	-	-	-
3	OLYMPUS INDIA HOLDINGS LIMITED	13381854	2.3556	-	-	-	-	-	-
4	IDBI BANK LTD.	8484786	1.4936	-	-	-	-	-	-
5	RELIANCE CAPITAL LIMITED	8300000	1.4611	-	-	-	-	-	-
	Total :	63524636	11.1823	-	-	-	-	-	-



G

(I)(G)(II) STATEMENT SHOWING HOLDING OF SECURITIES (INCLUDING SHARES, WARRANTS, CONVERTIBLE SECURITIES) OF PERSONS BELONGING TO THE CATEGORY 'PUBLIC AND HOLDING MORE THAN 5% OF THE TOTAL NUMBER OF SHARES OF THE COMPANY (TOGETHER WITH PAC)									
SR. NO.	NAME(S) OF THE SHAREHOLDER(S) AND THE PERSONS ACTING IN CONCERT WITH THEM (PAC)	NUMBER OF SHARES	SHARES AS A PERCENTAGE OF TOTAL NUMBER OF SHARES (i.e. GRAND TOTAL (A)+(B)+C INDICATED IN STATEMENT AT PARA (I)(a) ABOVE }	PAN	NUMBER OF WARRANTS HELD	AS A % TOTAL NUMBER OF WARRANTS OF THE SAME CLASS	NUMBER OF CONVERTIBLE SECURITIES HELD	% W.R.T TOTAL NUMBER OF CONVERTIBLE SECURITIES OF THE SAME CLASS	TOTAL SHARES (INCLUDING UNDERLYING SHARES ASSUMING, FULL CONVERSION OF WARRANTS AND CONVERTIBLE SECURITIES) AS A % OF DILUTED SHARE CAPITAL
	Total :	0	0	-	-	-	-	-	-

P. S. *[Signature]*





I (g) STATEMENT SHOWING DETAILS OF LOCKED - IN SHARES				
Sr.No.	NAME OF SHAREHOLDER.	NUMBER OF LOCKED -IN SHARES	LOCKED-IN SHARES AS A (%)PERCENTAGE OF TOTAL NUMBER OF SHARES {i.e., GRAND TOTAL (A)+(B)+(C) INDICATED IN STATEMENT AT PARA (D)(a) ABOVE }	Promotor/PromotorGroup/Public
1	SHRIRAM INDUSTRIAL HOLDINGS LTD	20000000	3.520641	CORPORATE BODIES (PROMOTER CO)
	Total :	20000000	3.5206	

P. Sumanth





II (a) STATEMENT SHOWING DETAILS OF DEPOSITORY RECEIPTS(DRs)			
Sr.No.	NAME OF THE DR HOLDER.	NUMBER OF SHARES UNDERLYING OUTSTANDING DRs.	SHARES UNDERLYING OUTSTANDING DRs AS A PERCENTAGE OF TOTAL NUMBER OF SHARES {i.e., GRAND TOTAL (A)+(B)+(C) INDICATED IN STATEMENT AT PARA(I)(a) ABOVE }
	Total :	0	0

P. Suman





II (b) STATEMENT SHOWING HOLDING OF DEPOSITORY RECEIPTS (DRs), WHERE UNDERLYING SHARES ARE IN EXCESS OF 1% OF THE TOTAL NUMBER OF SHARES				
Sr.No.	NAME OF THE DR HOLDER.	TYPE OF OUTSTANDING DR(ADRs,GDRs,SDRs,etc.)	NUMBER OF SHARES UNDERLYING	SHARES UNDERLYING OUTSTANDING DRs AS A PERCENTAGE OF TOTAL NUMBER OF SHARES (i.e., GRAND TOTAL (A)+(B)+(C) INDICATED IN STATEMENT
			0	0
	Total :			0

P. Jeyaraman

