


(1) (a) Statement showing Shareholding Pattern

Name of the Company: PBA INFRASTRUCTURE LIMITED		BSE-	NSE-	Equity
Scrip Code, Name of the scrip, class of security:		30 th September, 2014		
Quarter ended:		No. of partly paid-up shares	As a % of total no. of partly paid-up shares	As a % of total no. of shares of the company
Partly paid-up shares:-				
Held by Promoter / Promoter Group		0	0.0000	0.0000
Held by public		0	0.0000	0.0000
Total		0	0.0000	0.0000
Outstanding convertible securities:-		No. of outstanding securities	As a % of total No. of outstanding convertible securities	As a % of total no. of shares of the company, assuming full conversion of the convertible securities
Held by Promoter / Promoter Group		0	0.0000	0.0000
Held by public		0	0.0000	0.0000
Total		0	0.0000	0.0000
Warrants:-		No. of warrants	As a % of total no. of warrants	As a % of total no. of shares of the company, assuming full conversion of warrants
Held by Promoter / Promoter Group		0	0.0000	0.0000
Held by public		0	0.0000	0.0000
Total		0	0.0000	0.0000
Total paid-up capital of the company assuming full conversion of warrants and convertible securities				13500562




PBA Infrastructure Ltd.


Ramniklal Desai

Chairman & M.D.


Category Code	Category of shareholder	Number of shareholders	Total number of shares	Number of shares held in dematerialised form	Total shareholding as a percentage of total number of		Shares pledged or otherwise encumbered	
					As a percentage of (A+B) (VI)	As a percentage of (A+B+C) (VII)	Number of shares (VIII)	As a percentage (IX) = (VIII)/(IV)*100
(I)	(II)	(III)	(IV)	(V)	(VI)	(VII)	(VIII)	(IX)
(A)	Promoter and Promoter Group							
1	Indian							
(a)	Individuals/Hindu Undivided Family	11	8544567	8544567	63.2905	63.2905	5820065	68.1142
(b)	Central Government/State Government(s)	0	0	0	0.0000	0.0000	0	0.0000
(c)	Bodies Corporate	0	0	0	0.0000	0.0000	0	0.0000
(d)	Financial Institutions / Banks	0	0	0	0.0000	0.0000	0	0.0000
(e)	Any Other (specify)	0	0	0	0.0000	0.0000	0	0.0000
	Sub Total (A)(1)	11	8544567	8544567	63.2905	63.2905	5820065	68.1142
2	Foreign							
(a)	Individuals (Non-Resident Individuals/Foreign Individuals)	0	0	0	0.0000	0.0000	0	0.0000
(b)	Bodies Corporate	0	0	0	0.0000	0.0000	0	0.0000
(c)	Institutions	0	0	0	0.0000	0.0000	0	0.0000
(d)	Qualified Foreign Investors	0	0	0	0.0000	0.0000	0	0.0000
(e)	Any Other (specify)	0	0	0	0.0000	0.0000	0	0.0000
	Sub Total (A)(2)	0	0	0	0.0000	0.0000	0	0.0000
	Total Shareholding of Promoter and Promoter Group (A)=(A)(1)+(A)(2)	11	8544567	8544567	63.2905	63.2905	5820065	68.1142
(B)	Public shareholding							
1	Institutions							
(a)	Mutual Funds/UTI	0	0	0	0.0000	0.0000		
(b)	Financial Institutions / Banks	0	0	0	0.0000	0.0000		



(c)	Central Government/State Government(s)	0	0	0	0	0	0.0000	0.0000	-
(d)	Venture Capital Funds	0	0	0	0	0	0.0000	0.0000	-
(e)	Insurance Companies	0	0	0	0	0	0.0000	0.0000	-
(f)	Foreign Institutional Investors	1	4167	4167	0	4167	0.0309	0.0309	-
(g)	Foreign Venture Capital Investors	0	0	0	0	0	0.0000	0.0000	-
(h)	Qualified Foreign Investors	0	0	0	0	0	0.0000	0.0000	-
(i)	Any Other (specify)	0	0	0	0	0	0.0000	0.0000	-
2	Sub Total (B) (i)	1	4167	4167	0	4167	0.0309	0.0309	-
	Non-institutions								
(a)	Bodies Corporate	244	345362	345362	0	345362	2.5581	2.5581	-
(b) (i)	Individuals - shareholders holding nominal share capital up to Rs 1 Lakh	13223	3500933	3500933	0	3500927	25.9318	25.9318	-
(ii)	Individual shareholders holding nominal share capital in excess of Rs. 1 Lakh	25	940000	940000	0	940000	6.9627	6.9627	-



Category code	Category of shareholder	Number of shareholders	Total number of shares	Number of shares held in dematerialised form	Total shareholding as a percentage of total number of		Shares pledged or otherwise encumbered	
					As a percentage of (A+B) (VI)	As a percentage of (A+B+C) (VII)	Number of shares (VIII)	As a percentage (IX) = (VIII)/(IV)*100
(I)	(II)	(III)	(IV)	(V)	(VI)	(VII)	(VIII)	(IX)
(c)	Qualified Foreign Investors	0	0	0	0.0000	0.0000	-	-
(d)	Any Other							
i	Non Resident Indians (Repat)	78	65172	65172	0.4827	0.4827	-	-
ii	Non Resident Indians (Non Repat)	19	10585	10585	0.0784	0.0784	-	-
iii	Overseas Bodies Corporate	0	0	0	0.0000	0.0000	-	-
iv	Clearing Member	47	89776	89776	0.6650	0.6650	-	-
v	Directors / Relatives	0	0	0	0.0000	0.0000	-	-
vi	Trusts	0	0	0	0.0000	0.0000	-	-
	Sub Total (B)(2)	13636	4951828	4951828	36.6787	36.6787	-	-
	Total Public Shareholding Public Group (B)=(I)+(B)(2)	13637	4955995	4955989	36.7095	36.7095	N/A	N/A
	Total (A)+(B)	13648	13500562	13500556	100.0000	100.0000	-	-
(C)	Shares held by custodians and against which Depository Receipts have been issued							
i	Promoter and Promoter group	0	0	0	0.0000	0.0000	0	0.0000
ii	Public	0	0	0	0.0000	0.0000	0	0.0000
	Sub Total (C)	0	0	0	0	0	0	0
	GRAND TOTAL (A)+(B)+(C)	13648	13500562	13500556	100.0000	100.0000	0.0000	0.0000




PBA Infrastructure Ltd.

Pravin Lal Kumar

Chairman & M.D.

(I)(b) Statement showing holding of securities (including shares, warrants, convertible securities) of persons belonging to the category "Promoter and Promoter Group"

Sr. No.	Name of the shareholder	Details of Shares held		Encumbered shares		Details of warrants		Details of convertible securities		Total shares (including underlying shares assuming full conversion of warrants and convertible securities) as a % of diluted share capital	
		Number of shares held	As a % of grand total (A)+(B)+(C)	No.	As a percentage (VI)=(V)/(II)*100	As a % of grand total (A)+(B)+(C) of sub-clause (I)(a)	Number of warrants held	As a % total number of warrants of the same class	Number of convertible securities held		As a % total number of convertible securities of the same class
(I)	(II)	(III)	(IV)	(V)	(VI)=(V)/(II)*100	(VII)	(VIII)	(IX)	(X)	(XI)	(XII)
1	RAMLAL ROSHANLAL WADHAWAN (AAPW1851E)	5017785	37.1672	5017785	100.00	37.17	0	0	0	0	37.1672
2	BALKRISHAN WADHAWAN (AAPW1802G)	802280	5.9426	802280	100.00	5.94	0	0	0	0	5.9426
3	NARAYAN GANESH THATTE (AADPT7500R)	636720	4.7162	0	0.00	0.00	0	0	0	0	4.7162
4	SUBHASHCHANDRA PRITAMLAL WADHAWAN (AAPW1933C)	603380	4.4693	0	0.00	0.00	0	0	0	0	4.4693
5	NEENA B WADHAWAN (AAPW3331K)	304230	2.2535	0	0.00	0.00	0	0	0	0	2.2535
6	VISHAL BALKRISHAN WADHAWAN (AAPW0531E)	274106	2.0303	0	0.00	0.00	0	0	0	0	2.0303
7	SUNIL RAMLAL WADHAWAN (AAPW3750H)	260676	1.9309	0	0.00	0.00	0	0	0	0	1.9309
8	DEEPAK RAMLAL WADHAWAN (AAPW1832G)	255870	1.8953	0	0.00	0.00	0	0	0	0	1.8953
9	MONICA M TALWAR (AAPW1833H)	250760	1.8574	0	0.00	0.00	0	0	0	0	1.8574
10	VEENA WADHAWAN (AAPW1803H)	138760	1.0278	0	0.00	0.00	0	0	0	0	1.0278
	TOTAL	8544567	63.2905	5820065	52.43	43.11	0	0	0	0	63.2905



PBA Infrastructure Ltd.

Pravin M. Desai


Chairman & M.D.

(1)(c)(i) Statement showing holding of securities (including shares, warrants, convertible securities) of persons belonging to the category "Public" and holding more than 1% of the total number of shares

Sr. No.	Name of the shareholder	Number of shares held	Shares as a percentage of total number of shares [i.e., Grand Total (A)+(B)+(C) indicated in Statement at para (1)(a) above]	Details of warrants		Details of convertible securities		Total shares (including underlying full conversion of warrants and convertible securities) as a % of diluted share capital
				Number of warrants held	As a % total number of warrants of the same class	Number of convertible securities held	% w.r.t total number of convertible securities of the same class	
1		0	0.0000	0	0	0	0	0.0000
2		0	0.0000	0	0	0	0	0.0000
TOTAL		0	0.0000	0	0	0	0	0.0000

(1)(c)(ii) Statement showing holding of securities (including shares, warrants, convertible securities) of persons (together with PAC) belonging to the category "Public" and holding more than 5% of the total number of shares of the company

Sr. No.	Name(s) of the shareholder(s) and the Persons Acting in Concert (PAC) with them	Number of shares	Shares as a percentage of total number of shares [i.e., Grand Total (A)+(B)+(C) indicated in Statement at para (1)(a) above]	Details of warrants		Details of convertible securities		Total shares (including underlying full conversion of warrants and convertible securities) as a % of diluted share capital
				Number of warrants	As a % total number of warrants of the same class	Number of convertible securities held	% w.r.t total number of convertible securities of the same class	
1			0.0000					
TOTAL		0	0.0000					




PBA Infrastructure Ltd.
Bharat Lal Kumar
 Chairman & M.D.

(B)(d)	Statement showing details of locked-in shares		
Sr. No.	Name of the shareholder	Number of Locked in Shares	Locked-in shares as a percentage of total number of shares [i.e., Grand Total (A)+(B)+(C) indicated in Statement at para (I)(a) above]
1	NIL	NIL	NIL
TOTAL		NIL	NIL

PBA Infrastructure Ltd.

Pramod Kumar
Chairman & M.D.



Statement showing details of Depository Receipts (DRs)					
(II)(a)	Sr. No.	Type of outstanding DR (ADRs, GDRs, SDRs, etc.)	Number of outstanding DRs	Number of shares underlying outstanding DRs	Shares underlying outstanding DRs as a percentage of total number of shares [i.e., Grand Total (A)+(B)+(C) indicated in Statement at para (I)(a) above]
	1	NIL	NIL	NIL	NIL
	TOTAL				NIL

PBA Infrastructure Ltd.

Pranjal Kumar
Chairman & M.D.



Statement showing holding of Depository Receipts (DRs), where underlying shares held by "Promoter/Promoter Group" are in excess of 1% of the total number of shares

(II) (b)

Sr. No.	Name of the DR Holder	Type of outstanding DR (ADRs, GDRs, SDRs, etc.)	Number of shares underlying outstanding DRs	Shares underlying outstanding DRs as a percentage of total number of shares [i.e., Grand Total (A)+(B)+(C) indicated in Statement at para (I)(a) above]
1	NIL	NIL	NIL	NIL
	TOTAL	NIL	NIL	NIL

PBA Infrastructure Ltd.

Ronald Ginn
Chairman & M.D.

