
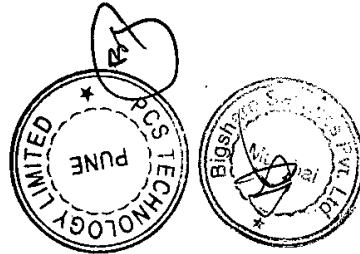


Name of the Company : PCS TECHNOLOGY LTD
 Script Code, Name of the scrip, class of security : 517119
 Quarter ended : 30/09/2014

Partly paid-up shares :-	No. of partly paid-up shares	As a % of total no. of shares of the company	As a % of total no. of shares of the company
Held by promoter/ promoter group	0.00	0.00	0.00
Held by public	0.00	0.00	0.00
Total	0.00	0.00	0.00
Outstanding convertible securities	No. of outstanding securities	As a % of total no. of outstanding convertible securities	As a % of total no. of shares of the company, assuming full conversion of the convertible securities
Held by promoter/ promoter group	0.00	0.00	0.00
Held by public	0.00	0.00	0.00
Total	0.00	0.00	0.00
Warrants	No. of Warrants	As a % of total no. of Warrants	As a % of total no. of shares of the company, assuming full conversion of warrants
Held by promoter/ promoter group	0	0.00	0.00
Held by public	0	0.00	0.00
Total	0	0.00	0.00
Total paid-up capital of the company, assuming full conversion of warrants convertible securities Total (A+B+C)+ D+E+F)	20950677		100.00






Statement Showing Shareholding Pattern

Table (I)(a)									
Category of Shareholder Code	Number of Shareholders	Total Number of Shares	Number of Shares held in Dematerialised form	Total Shareholding as a percentage of total number of shares		As a percentage of shares		Shares Pledged or otherwise encumbered	(IX) = (VIII)/(IV) *100
				(IV)	(V)	(A+B)	(A+B+C)		
(I)	(II)	(III)	(IV)	(V)	(VI)	(VII)	(VIII)		
(A) Shareholding of Promoter and Promoter Group									
1. INDIAN									
(a)	INDIVIDUAL / HUF	5	1750504	1750504	8.3554	8.3554	0	0.00	0.00
(b)	CENTRAL / STATE GOVERNMENT(S)	0	0	0	0.0000	0.0000	0	0.00	0.00
(c)	BODIES CORPORATE	3	5704679	5704679	27.2291	27.2291	0	0.00	0.00
(d)	FINANCIAL INSTITUTIONS / BANKS	0	0	0	0.0000	0.0000	0	0.00	0.00
(e)	ANY OTHERS (Specify)	26	7244812	7245628	34.5803	34.5803	0	0.00	0.00
(f)	DIRECTORS RELATIVES	0	0	0	0.0000	0.0000	0	0.00	0.00
(g)	GROUP COMPANIES	0	0	0	0.0000	0.0000	0	0.00	0.00
SUB TOTAL (A)(1) :		34	14699995	14698811	70.1648	70.1648	0	0.00	0.00
2. FOREIGN									
(a)	INDIVIDUAL	0	0	0	0.0000	0.0000	0	0.00	0.00
(b)	BODIES CORPORATE	0	0	0	0.0000	0.0000	0	0.00	0.00
(c)	INSTITUTIONS	0	0	0	0.0000	0.0000	0	0.00	0.00
(d)	QUALIFIED FOREIGN INVESTOR	0	0	0	0.0000	0.0000	0	0.00	0.00
(e)	ANY OTHERS (Specify)	0	0	0	0.0000	0.0000	0	0.00	0.00
SUB TOTAL (A)(2) :		0	0	0	0.0000	0.0000	0	0.00	0.00
Total holding for promoters (A)=(A1) + (A2)									
(B) Public shareholding		34	14699995	14698811	70.1648	70.1648	0	0.00	0.00
1. INSTITUTIONS									
(a)	MUTUAL FUNDS / UTI	7	131583	126690	0.6281	0.6281	0	0.00	0.00
(b)	FINANCIAL INSTITUTIONS / BANKS	8	995	236	0.0047	0.0047	0	0.00	0.00
(c)	CENTRAL / STATE GOVERNMENT(S)	0	0	0	0.0000	0.0000	0	0.00	0.00
(d)	VENTURE CAPITAL FUNDS	0	0	0	0.0000	0.0000	0	0.00	0.00
(e)	INSURANCE COMPANIES	4	213383	213383	1.0185	1.0185	0	0.00	0.00
(f)	FIS	3	700	0	0.0033	0.0033	0	0.00	0.00
(g)	FOREIGN VENTURE CAPITAL INVESTORS	0	0	0	0.0000	0.0000	0	0.00	0.00

Statement Showing Shareholding Pattern

Table (I)(a)


Category of Shareholder	Number of Shareholders	Total Number of Shares	(iii)	(iv)	(v)	Total Shareholding as a percentage of total number of shares		Shares Pledged or otherwise encumbered	(IX) = (VIII)/(IV) * 100
						As a Percentage of (A+B)	As a Percentage of (A+B+C)		
(i) QUALIFIED FOREIGN INVESTOR	0	0	0	0	0	0.0000	0.0000	0	0.00
(ii) ANY OTHERS (Specify)	0	0	0	0	0	0.0000	0.0000	0	0.00
SUB TOTAL (B)(1) :	22	346661		340309		1.6547	1.6547	0	0.00
B 2. Non-institutions									
(a) BODIES CORPORATE	221	224562	210349	10719	10719	1.0719	1.0719	0	0.00
(b) INDIVIDUAL	31048	3576932	2092615	170731	170731	17.0731	17.0731	0	0.00
(i) (CAPITAL UPTO TO Rs. 1 Lakh)	29	1906636	1906636	9.1006	9.1006	9.1006	9.1006	0	0.00
(ii) (CAPITAL GREATER THAN Rs. 1 Lakh)	0	0	0	0.0000	0.0000	0.0000	0.0000	0	0.00
(c) QUALIFIED FOREIGN INVESTOR	0	0	0	0	0	0.0000	0.0000	0	0.00
(d) ANY OTHERS (Specify)	0	0	0	0	0	0.0000	0.0000	0	0.00
(i) TRUSTS	26	60573	60573	0.2891	0.2891	0.2891	0.2891	0	0.00
(ii) CLEARING MEMBER	4	748	432	0.0036	0.0036	0.0036	0.0036	0	0.00
(iii) DIRECTORS RELATIVES	0	0	0	0	0	0.0000	0.0000	0	0.00
(iv) EMPLOYEE	43	33770	32130	0.1612	0.1612	0.1612	0.1612	0	0.00
(v) NON RESIDENT INDIANS (NRI)	1	100800	0	0.4811	0.4811	0.4811	0.4811	0	0.00
(vi) OVERSEAS BODIES CORPORATES	0	0	0	0	0	0.0000	0.0000	0	0.00
(vii) UNCLAIMED SUSPENSE ACCOUNT	0	0	0	0	0	0.0000	0.0000	0	0.00
SUB TOTAL (B)(2) :	31372	5904021	4302735	28.1806	28.1806	28.1806	28.1806	0	0.00
Total Public Shareholding									
(B)-(B)(1) + (B)(2)	31394	6250682	4643044	29.8352	29.8352	29.8352	29.8352	0	0.00
Total (A) + (B) :	31428	20950677	19341855	100.0000	100.0000	100.0000	100.0000	0	0.00
(C) Shares held by Custodians and against which Depository Receipts have been issued									
(i) Promoter and Promoter Group	0	0	0	0	0	0.0000	0.0000	0	0.00
(ii) Public	0	0	0	0	0	0.0000	0.0000	0	0.00
SUB TOTAL (C)(1) :	0	0	0	0	0	0.0000	0.0000	0	0.00



Grand Total (A) + (B) + (C) 31428 20950677 19341855 100 100.0000 0 0.00



NOTES

1) NAME, NUMBER OF SHARES HELD & PERCENTAGE OF ENTITIES / PERSONS HOLDING MORE THAN 1% OF THE TOTAL SHARES OF THE COMPANY IS AS PER ANNEXURE



(I)(b) Statement showing holding of securities (including shares, warrants, convertible securities) of persons belonging to the category "Promoter and Promoter Group"

Sr.No	Name of the Shareholder	Total shares held				Encumbered shares (*)				Details of warrants				Details of convertible securities	
		(III)	(IV)	(V)	(VI)=(V)/(III)* 100	(VII)	(VIII)	(IX)	(X)	(XI)	(XII)	(XIII)	(XIV)	(XV)	(XVI)
		Number of shares	As a % of grand total (A)+(B)-(C)	Number	As a percentage	As a % of grand total (A)+(B)-(C) sub-classes (I)(a)	Number of warrants held	As a % of total warrants of the same class	Number of convertible securities held	As a % of total convertible securities of the same class	Total shares (including underlying shares assuming full conversion of warrants and convertible securities) as a % of diluted share capital				
1	RAJNIKANTA G PATNI	2386116	11.3892	0	0.00	0.00	0	0	0	0	0				
2	ASHOKA COMPUTER SYSTEMS PRIVATE LIMITED	1901560	9.0764	0	0.00	0.00	0	0	0	0	0				
3	PCS FINANCE LIMITED	1901560	9.0764	0	0.00	0.00	0	0	0	0	0				
4	PCS CULLINET PRIVATE LIMITED	1901559	9.0764	0	0.00	0.00	0	0	0	0	0				
5	SADHANA A PATNI	1652122	7.8858	0	0.00	0.00	0	0	0	0	0				
6	VASUNDHARA APOORVA PATNI	1000000	4.7731	0	0.00	0.00	0	0	0	0	0				
7	POONAM NARENDRAKUMAR PATNI	601547	2.8713	0	0.00	0.00	0	0	0	0	0				
8	GAJENDRAKUMAR S PATNI	579685	2.7669	0	0.00	0.00	0	0	0	0	0				
9	ASHOKKUMAR S PATNI	575995	2.7493	0	0.00	0.00	0	0	0	0	0				
10	ANIRUDH NARENDRAKUMAR PATNI	559270	2.6695	0	0.00	0.00	0	0	0	0	0				
11	APOORVA ASHOK KUMAR PATNI	389676	1.8600	0	0.00	0.00	0	0	0	0	0				
12	ARIHANT GAJENDRA KUMAR PATNI	283056	1.3511	0	0.00	0.00	0	0	0	0	0				
13	AMIT KUMAR PATNI	261899	1.2501	0	0.00	0.00	0	0	0	0	0				
14	RUCHI AMIT KUMAR PATNI	152540	0.7281	0	0.00	0.00	0	0	0	0	0				
15	SOBHAGMAL PATNI	130936	0.6250	0	0.00	0.00	0	0	0	0	0				
16	APOORVA ASHOK KUMAR PATNI	111069	0.5301	0	0.00	0.00	0	0	0	0	0				
17	ARIHANT GAJENDRAKUMAR PATNI	101130	0.4827	0	0.00	0.00	0	0	0	0	0				
18	NARENDRA KUMAR PATNI	94079	0.4490	0	0.00	0.00	0	0	0	0	0				
19	KANCHANBAI S PATNI	60286	0.2878	0	0.00	0.00	0	0	0	0	0				
20	SADHANA A PATNI	42814	0.2044	0	0.00	0.00	0	0	0	0	0				
21	RAJNIKANTA G PATNI	4965	0.0237	0	0.00	0.00	0	0	0	0	0				



22	AVUSHI AMITKUMAR PATNI	2830	0.0135	0	0.00	0.00	0	0	0	0	0	0	0
23	AAKRITI AMITKUMAR PATNI	2830	0.0135	0	0.00	0.00	0	0	0	0	0	0	0
24	KANCHANBAI PATNI	1000	0.0048	0	0.00	0.00	0	0	0	0	0	0	0
25	RAJKUMAR BARJATYA	760	0.0036	0	0.00	0.00	0	0	0	0	0	0	0
26	SOORAJ BARJATYA	145	0.0007	0	0.00	0.00	0	0	0	0	0	0	0
27	RAJRANI GANGWAL	128	0.0006	0	0.00	0.00	0	0	0	0	0	0	0
28	PANKAJ PATNI	86	0.0004	0	0.00	0.00	0	0	0	0	0	0	0
29	MEETA DEVI GANGWAL	64	0.0003	0	0.00	0.00	0	0	0	0	0	0	0
30	MUNISH KUMAR GANGWAL	64	0.0003	0	0.00	0.00	0	0	0	0	0	0	0
31	MEETA DEVI GANGWAL	56	0.0003	0	0.00	0.00	0	0	0	0	0	0	0
32	RAJRANI GANGWAL	56	0.0003	0	0.00	0.00	0	0	0	0	0	0	0
33	RAJRANI GANGWAL	56	0.0003	0	0.00	0.00	0	0	0	0	0	0	0
34	MUNISH KUMAR GANGWAL	56	0.0003	0	0.00	0.00	0	0	0	0	0	0	0
TOTAL :		14699995	70.1648	0	0.00	0.0000	0	0	0	0	0	0	0

PRINTED ON : 06/10/2014


PAGE NO : 2

(f)(c)(i) Statement showing holding of securities (including shares, warrants, convertible securities) of persons belonging to the category "Public" and holding more than 1% of the total number of shares.

Sr.No	Name of the shareholder	Number of shares	Shares as a percentage of total number of shares (i.e., Grand Total (A)+(B)+(C) indicated in Statement at para (i) (a) above)	Number of warrants	As a % total number of warrants of the same class	Number of convertible securities held	% w.r.t. total number of convertible securities of the same class	Total shares (including underlying shares assuming full conversion of warrants and convertible securities) as a % of diluted share capital
1	BALRAM BHARWANI	640202	3.0538	0	0	0	0	0
2	MUKESH MOHANLAL KELAWALA huf	255300	1.2186	0	0	0	0	0
TOTAL :		895502	4.2743	0	0	0	0	0

Printed Date : 06/10/2014

PAGE NO : 1



(1)(c)(i) Statement showing holding of securities (including shares, warrants, convertible securities) of persons (together with PAC) belonging to the category "Public" and holding more than 5% of the total number of shares of the company.

SR.NO	Name	Number of shares	Details of warrants		Details of convertible securities		Total shares (including underlying shares assuming full conversion of warrants and convertible securities) as a % of diluted share capital
			Number of warrants held	As a % total number of warrants of the same class	Number of convertible securities held	% w.r.t. total convertible securities of the same class	
1		0	0	0	0	0	0
TOTAL:		0	0	0	0	0	0

Printed Date : 06/10/2014


(1)(d) Statement showing details of locked-in shares

AS ON : 30/09/2014

Sr.No	Name of the shareholder	Number of locked-in shares	Locked-in shares as a percentage of total number of shares (i.e., Grand Total (A)+(B)+(C) indicated in Statement at para (1)(a) above)	Promoter / Promoter Group / Public
TOTAL:				

Print Date : 06/10/2014

Page 7 of 8



(ii)(a) Statement showing details of Depository Receipts (DRs)

Sr. No.	Type of Outstanding DR (ADRs, GDRs, SDRs etc.)	No of Outstanding DRs.	No of Shares underlying outstanding DRs.	Shares underlying outstanding DRs as a Percentage of total number of shares (i.e. Grand Total (A)+(B) + (C) Indicated in statement at para(1) (a) above)
1	GDRs			
TOTAL:				

(ii) (b) Statement showing holding of Depository Receipts (DRs), where underlying shares held by 'promoter / promoter group' are in excess of 1% of the total number of shares

Sr. No.	Name of the DR Holder	Type of Outstanding DR (ADRs, GDRs, SDRs etc.)	No. of Shares underlying outstanding DRs.	Shares underlying outstanding DRs as a Percentage of total number of shares (i.e. Grand Total (A)+(B)+(C) Indicated in statement at Para (1) (a) above)
1				
TOTAL:				

