

(1)(a) Statement showing ShareHolding Pattern

Name of the Company : PS IT Infrastructure & Ser Ltd.

Quarter Ended : 30-09-2014


Scrip Code : 505502

Partly paid-up Shares	No.of Partly paid-up Shares	As a % of total No. of Partly paid-up Shares	As a % of Total no. of Shares of the Company
Held by Promoters/ Promoters Group	0		
Held by Public	0		
<b>TOTAL - D</b>	<b>0</b>		

Outstanding Conv. Securities	No.of Outstanding Securities	As a % of Total no.of O/S Conv.Securities	As a % of Total no.of shares of the Co., assuming full conv.
Held by Promoters/ Promoters Group	0		
Held by Public	0		
<b>TOTAL - E</b>	<b>0</b>		

Warrants :	No.of Warrants	As a % of Total no.of Warrants	As a % of Total no.of shares of the Co., assuming full conv.
Held by Promoters/ Promoters Group	0		
Held by Public	0		
<b>TOTAL - F</b>	<b>0</b>		

Total paid-up Capital of the Company assum- ing full conv. Of warrants & securities	537600000
---	-----------




Statement Showing Shareholding Pattern - Table 1(a)

PS IT Infrastructure & Ser Ltd.

Scrip Code : 505502

Quarter Ended : 30-09-2014

Category code	Category of Shareholder	Number of Shareholders	Total number of shares	Number of shares held in dematerialized form	Total shareholding as a percentage of total number of shares		Shares pledged or otherwise encumbered	
					As a percentage of (A+B) <sup>1</sup>	As a percentage of (A+B+C)	Number of shares	As a % of Total No. of Shares
(A)	Shareholding of Promoter and Promoter Group							
1	Indian							
a	Individual/HUF	0	0	0	0.000	0.000	0	0.000
b	Central/State Gov	0	0	0	0.000	0.000	0	0.000
c	Bodies Corporate	4	10452250	1000	1.944	1.944	0	0.000
d	Fins / Banks	0	0	0	0.000	0.000	0	0.000
e	Any Other specify	0	0	0	0.000	0.000	0	0.000
e-1		0	0	0	0.000	0.000	0	0.000
e-2		0	0	0	0.000	0.000	0	0.000
	Sub Total(A)(1)	4	10452250	1000	1.944	1.944	0	0.000
2	Foreign							
a	Indiv NRI/For Ind	0	0	0	0.000	0.000	0	0.000
b	Bodies Corporate	0	0	0	0.000	0.000	0	0.000
c	Institutions	0	0	0	0.000	0.000	0	0.000
d	Qualified For Inv.	0	0	0	0.000	0.000	0	0.000
e	Any Other Specify	0	0	0	0.000	0.000	0	0.000
e-1		0	0	0	0.000	0.000	0	0.000
e-2		0	0	0	0.000	0.000	0	0.000
	Sub Total(A)(2)	0	0	0	0.000	0.000	0	0.000
	Total Shareholding of Promoter and Promoter Group Total (A)= (A)(1)+(A)(2)	4	10452250	1000	1.944	1.944	0	0.000
(B)	Public shareholding							
1	Institutions							
a	Mutual Funds	0	0	0	0.000	0.000	0	0.000
b	Fins / Banks	0	0	0	0.000	0.000	0	0.000
c	Central/State Govt	0	0	0	0.000	0.000	0	0.000
d	Venture Cap Fund	0	0	0	0.000	0.000	0	0.000
e	Insurance Comp(s)	0	0	0	0.000	0.000	0	0.000
f	Foreign Ins Invest	0	0	0	0.000	0.000	0	0.000
g	Foreign Ven Cap In	0	0	0	0.000	0.000	0	0.000
h	Qualified For Inv.	0	0	0	0.000	0.000	0	0.000
i	Any Other -Specify	0	0	0	0.000	0.000	0	0.000
i-1		0	0	0	0.000	0.000	0	0.000
i-2		0	0	0	0.000	0.000	0	0.000
	Sub-Total (B)(1)	0	0	0	0.000	0.000	0	0.000
B 2	Non-institutions							
a	Bodies Corporate	107	137324167	137227167	25.544	25.544	0	0.000
b	Individuals							
	(i) upto Rs 1-Lac	1281	40429413	31610913	7.520	7.520	0	0.000
	(ii) above Rs1-Lac	631	348449330	259357330	64.816	64.816	0	0.000
c	Qualified For Inv.	0	0	0	0.000	0.000	0	0.000
d	Any Other -Clr-Mem	14	944740	944740	0.176	0.176	0	0.000
d-1		0	0	0	0.000	0.000	0	0.000
d-2		0	0	0	0.000	0.000	0	0.000
	-OCB	0	0	0	0.000	0.000	0	0.000
	-NRI	1	100	100	0.000	0.000	0	0.000
	Sub-Total (B)(2)	2034	527147750	429140250	98.056	98.056	0	0.000
(B)	Total (B)=(B)(1)+(B)(2)	2034	527147750	429140250	98.056	98.056	0	0.000
	TOTAL (A)+(B)	2038	537600000	429141250	100.000	100.000	0	0.000
(C)	Held by Custodians against Depository Receipts							
	PROMOTER & PRO GRP	0	0	0	0.000	0.000	0	0.000
	PUBLIC	0	0	0	0.000	0.000	0	0.000
	GRAND TOTAL (A)+(B)+(C)	2038	537600000	429141250	100.000	100.000	0	0.000




Sr.No	Notes




(1)(b) Statement showing holding of securities (including shares, warrants, convertible securities) of persons belonging to the category "Promoter and Promoter Group"

Sr. No.	Ref. No	Name of the shareholder	Total Shares held		Shares pledged or otherwise encumbered			Details of warrant		Details of convertible securities		Total shares (including underlying shares assuming full conversion of warrant and convertible securities) as a % of diluted share capital
			Number	As a % of grand total (A)+(B)+(C)	Number	% of Total shares held	As a % of grand total (A)+(B)+(C)	Number of warrants held	As a % of total No of warrants of the same class	Number of convertible securities held	As a % of total No of convertible securities of the same class	
1	000299	ECONOMY SALES PVT LTD	155000	0.029	0	0.000	0.000	0	0.000	0	0.000	0.029
2	000301	PREMSAGAR VINIMAY PVT LTD	10006250	1.861	0	0.000	0.000	0	0.000	0	0.000	1.861
3	000556	BRUDHAM DEALCOM PVT LTD	290000	0.054	0	0.000	0.000	0	0.000	0	0.000	0.054
4	10615639	PREMSAGAR VINIMAY PRIVATE LTD	1000	0.000	0	0.000	0.000	0	0.000	0	0.000	0.000
Total Promoter & Promoter Group			10452250	1.944	0	0.000	0.000	0	0.000	0	0.000	1.944



(D)(c) Statement showing holding of securities (including shares, warrants, convertible securities) of persons belonging to the category "Public" and holding more than 1% of the total number of shares

Sr. No.	Ref-Num	Name of the shareholder	Number of shares	Shares as a percentage of total number of shares i.e., Grand Total (A)+(B)+(C) indicated in Statement at para (1)(a) above}	Details of warrant		Details of convertible securities		Total shares (including underlying shares assuming full conversion of warrant and convertible securities) as a % of diluted share capital
					Number of warrants held	As a % of total No of warrants of the same class	Number of convertible securities held	As a % of total No of convertible securities of the same class	
1	AEFPS6299L	AARTI SINGAL	6350000	1.181	0	0.000	0	0.000	1.181
2	ABJPS2638A	DINESH SHAHRA	15000000	2.790	0	0.000	0	0.000	2.790
3	AACHD3089G	DINESH SHAHRA (HUF)	15000000	2.790	0	0.000	0	0.000	2.790
4	AADC0633J	DREAMVALLEY TRADING PRIVATE LIMITED	17009250	3.164	0	0.000	0	0.000	3.164
5	AAECD9323N	DUARI MARKETING PRIVATE LIMITED	5937494	1.104	0	0.000	0	0.000	1.104
6	AAGCM5198Q	MANNER DISTRIBUTORS PRIVATE LIMITED	8871595	1.650	0	0.000	0	0.000	1.650
7	AATCS4365E	SAMRIDHIPURN SERVICES PRIVATE LIMIT	5938770	1.105	0	0.000	0	0.000	1.105
8	ANRPS7986C	SANJAY SINGAL	6350000	1.181	0	0.000	0	0.000	1.181
9	AAMHS8301N	SANJAY SINGAL (HUF)	6350000	1.181	0	0.000	0	0.000	1.181
10	000107	SHIVA FOUNDATION	15000000	2.790	0	0.000	0	0.000	2.790
11	AAOCS2216D	SPARK COMMODEAL PRIVATE LIMITED	8992830	1.673	0	0.000	0	0.000	1.673
12	AAECT15548F	TRIALA DEALERS PRIVATE LIMITED	12999400	2.418	0	0.000	0	0.000	2.418
				0.000		0.000	0	0.000	2.418
		Total	123790339	23.028	0	0.000	0	0.000	23.027








(II)(a) Statement showing details of Depository Receipts (DRs)

Sr. No.	Ref-Num	Name of the Holder	Type of outstanding DR (ADRs, GDRs, SDRs, etc.)	Number of outstanding DRs	Number of shares underlying outstanding DRs	Shares underlying outstanding DRs as a percentage of total number of shares (i.e., Grand Total (A)+(B)+(C) indicated in Statement at para (I)(a) above)





(II)(b) Statement showing Holding of Depository Receipts (DRs), where underlying shares held by Promoter/Promoter Group are in excess of 1% of the total number of shares

Sr. No.	Ref-Num	Name of the DR Holder	Type of outstanding DR (ADRs, GDRs, SDRs, etc.)	Number of outstanding DRs	Number of shares underlying outstanding DRs	Shares underlying outstanding DRs as a percentage of total number of shares (i.e., Grand Total (A)+(B)+(C) indicated in Statement at para (I)(a) above)

