



PearlGlobal

Statement Showing Shareholding Pattern

Introductory sub-table (I)(a)

Name of the Company : PEARL GLOBAL INDUSTRIES LIMITED			
Scrip Code, Name of the scrip, class of security : BSE-532808 ; NSE - PGIL ; EQUITY			
Quarter Ended 30-SEPTEMBER-2014			
Partly paid-up shares:-	No. of partly paid-up shares	As a % of total no. of partly paid-up shares	As a % of total no. of shares of the company
Held by promoter/promoter group	NIL	NIL	NIL
Held by public	NIL	NIL	NIL
Total	NIL	NIL	NIL
Outstanding convertible securities:-	No. of outstanding securities	As a % of total no. of outstanding convertible securities	As a % of total no. of shares of the company, assuming full conversion of the convertible securities
Held by promoter/promoter group	NIL	NIL	NIL
Held by public	NIL	NIL	NIL
Total	NIL	NIL	NIL
Warrants:-	No. of warrants	As a % of total no. of warrants	As a % of total no. of shares of the company, assuming full conversion of warrants
Held by promoter/promoter group	NIL	NIL	NIL
Held by public	NIL	NIL	NIL
Total	NIL	NIL	NIL
Total paid-up capital of the company, assuming full conversion of warrants and convertible securities	21663937		



Pearl Global Industries Limited

Corp. Office : Plot No. 51, Sector-32, Gurgaon-122001 Haryana (INDIA)
Tel.: +91-124-4651000, Fax : +91-124-4651010. Website: www.pearlglobal.com

CIN : L74899DL1989PLC036849


Regd. Office: A-3, Community Centre, Naraina Industrial Area, Phase-II, New Delhi-110028

(1)(a) Statement showing Shareholding Pattern


Sr. no.	Category of shareholder (II)	Number of shareholders (III)	Total number of shares (IV)	Number of shares held in dematerialized form (V)	Total shareholding as a percentage of total number of shares		Shares Pledged or otherwise encumbered		
					As a percentage of (A+B) ¹ (VI)	As a percentage of (A+B+C) (VII)	Number of shares (VIII)	As a percentage (IX) = (VIII) / (IV) * 100	
(A) Promoter and Promoter Group									
(1) Indian									
(a)	Individuals/Hindu Undivided Family	0	0	0	0.00	0.00	0	0	0.00
(b)	Central Government/State Government(s)	0	0	0	0.00	0.00	0	0	0.00
(c)	Bodies Corporate	1	30	30	0.00	0.00	0	0	0.00
(d)	Financial Institutions/Banks	0	0	0	0.00	0.00	0	0	0.00
(e)	Any Other (Total)	4	11562734	11562734	53.37	53.37	0	0	0.00
(e1)	Directors & their relatives	4	11562734	11562734	53.37	53.37	0	0	0.00
	Sub-Total (A)(1)	5	11562764	11562764	53.37	53.37	0	0	0.00
(2) Foreign									
(a)	Individuals (Non-Resident Individuals/Foreign Individuals)	2	2862145	2862145	13.21	13.21	0	0	0.00
(b)	Bodies Corporate	0	0	0	0.00	0.00	0	0	0.00
(c)	Institutions	0	0	0	0.00	0.00	0	0	0.00
(d)	Qualified Foreign Investor	0	0	0	0.00	0.00	0	0	0.00
(e)	Any Other (Total)	0	0	0	0.00	0.00	0	0	0.00
	Sub-Total (A)(2)	2	2862145	2862145	13.21	13.21	0	0	0.00
	Total Shareholding of Promoter and Promoter Group (A)= (A)(1)+(A)(2)	7	14424909	14424909	66.58	66.58	0	0	0.00



(B) Public shareholding									
(1) Institutions									
(a)	Mutual Funds/UTI	3	862430	862231	3.98	3.98	N.A.	N.A.	N.A.
(b)	Financial Institutions/Banks	4	61096	61096	0.28	0.28	N.A.	N.A.	N.A.
(c)	Central Government/State Government(s)	0	0	0	0.00	0.00	N.A.	N.A.	N.A.
(d)	Venture Capital Funds	0	0	0	0.00	0.00	N.A.	N.A.	N.A.
(e)	Insurance Companies	2	513332	513332	2.37	2.37	N.A.	N.A.	N.A.
(f)	Foreign Institutional Investors	3	935045	935045	4.32	4.32	N.A.	N.A.	N.A.
(g)	Foreign Venture Capital Investors	0	0	0	0.00	0.00	N.A.	N.A.	N.A.
(h)	Qualified Foreign Investor	0	0	0	0.00	0.00	N.A.	N.A.	N.A.
(i)	Any Other (Total)	0	0	0	0.00	0.00	N.A.	N.A.	N.A.
	Sub-Total (B)(1)	12	2371903	2371704	10.95	10.95	N.A.	N.A.	N.A.
(2) Non-institutions									
(a)	Bodies Corporate	220	408367	407571	1.89	1.89	N.A.	N.A.	N.A.
(b)	Individuals - i. Individual Shareholders Holding Nominal Share Capital Upto Rs. 1 Lakh.	22343	2042263	1900374	9.43	9.43	N.A.	N.A.	N.A.
	Individuals - ii. Individual Shareholders Holding Nominal Share Capital In Excess of Rs. 1 Lakh	31	1980882	1980882	9.14	9.14	N.A.	N.A.	N.A.
(c)	Qualified Foreign Investor	0	0	0	0.00	0.00	N.A.	N.A.	N.A.
(d)	Any Other (Total)	233	435613	86064	2.01	2.01	N.A.	N.A.	N.A.
(d1)	Clearing Member	64	15957	15957	0.07	0.07	N.A.	N.A.	N.A.
(d2)	Foreign Companies	1	325606	0	1.50	1.50	N.A.	N.A.	N.A.
(d3)	Non Resident Indians (Non Repat)	36	13205	13205	0.06	0.06	N.A.	N.A.	N.A.
(d4)	Non Resident Indians (Repat)	131	80685	56742	0.37	0.37	N.A.	N.A.	N.A.
(d5)	Trusts	1	160	160	0.00	0.00	N.A.	N.A.	N.A.
	Sub-Total (B)(2)	22827	4867125	4374891	22.47	22.47	N.A.	N.A.	N.A.




	Total Public Shareholding (B)= (B)(1)+(B)(2)	22839	7239028	6746595	33.42	33.42	N.A.	N.A.
	TOTAL (A)+(B)	22846	21663937	21171504	100.00	100.00	0	0.00
(C)	Shares held by Custodians and against which Depository Receipts have been issued	0	0	0	N.A.	0.00	N.A.	N.A.
C1	Promoter and Promoter Group	0	0	0	N.A.	0.00	N.A.	N.A.
C2	Public	0	0	0	N.A.	0.00	N.A.	N.A.
	GRAND TOTAL (A)+(B)+(C)	22846	21663937	21171504	N.A.	100.00	0	0.00




(D)(b) Statement showing Shareholding of persons belonging to the category "Promoter and Promoter Group"

Sr. No.	Name of the shareholder (II)	PAN of the Shareholder (III)	Total Shares held		Shares pledged or otherwise encumbered		Details of warrants		Details of convertible securities		Total shares (including underlying shares assuming full conversion of warrants and convertible securities) as a % of diluted share capital (XIII)	
			Number (IV)	as a % of grand total (A) + (B) + (C) (V)	Number (VI)	as a % of grand total (A) + (B) + (C) of sub-clause (D)(a) (VIII)	Number of warrants held (XI)	As a % total number of warrants of the same class (X)	Number of convertible securities held (XI)	As a % total number of convertible securities of the same class (XII)		
1	Mrs. Payel Seth	AABPS1006M	9849872	45.47	0	0.000	.00	0	0.00	0	0.00	0.00
2	Mr. Pulkit Seth	AJDPS7131A	1511384	6.98	0	0.000	.00	0	0.00	0	0.00	0.00
3	Mr. Deepak Seth (NRI)	AABPS2568Q	1544499	7.13	0	0.000	.00	0	0.00	0	0.00	0.00
4	Mr. Pallak Seth (NRI)	ACXPS6333B	1317646	6.08	0	0.000	.00	0	0.00	0	0.00	0.00
5	Mr. Sunil Pal Seth	AAYP2173A	201448	0.93	0	0.000	.00	0	0.00	0	0.00	0.00
6	Mrs. Shefali Seth	BEMPS3185K	30	0.00	0	0.000	.00	0	0.00	0	0.00	0.00
7	M/s Nim International Commerce Pvt. Ltd.	AAACN1035H	30	0.00	0	0.000	.00	0	0.00	0	0.00	0.00
	TOTAL		14424909	66.58	0	0.000	.00	0	0.00	0	0.00	0.00



D(c) Statement showing Shareholding of persons belonging to the category "Public" and holding more than 1% of the total number of shares

Sr. No.	Name of the shareholder	PAN of the Shareholder	Number of shares	Shares as a percentage of total number of shares (i.e., Grand Total (A)+(B)+(C) indicated in Statement at para (I)(a) above}	Details of warrants		Details of convertible securities		Total shares (including underlying shares assuming full conversion of warrants and convertible securities) as a % of diluted
					Number of warrants held	As a % total number of warrants of the same class	Number of convertible securities held	% w.r.t total number of convertible securities of the same class	
1	Reliance Capital Trustee Co. Ltd.-Reliance Long term equity Fund	AAATR0090B	862231	3.98	0	0.00	0	0.00	0
2	Mr. Sanjiv Dhiresbhai Shah	ADGPS0244P	655574	3.03	0	0.00	0	0.00	0
3	Premier Investment Fund Limited		512984	2.37	0	0.00	0	0.00	0
4	Lesing Mauritius Limited		325606	1.50	0	0.00	0	0.00	0
5	General Insurance Corporation of India	AAACG0615N	256666	1.18	0	0.00	0	0.00	0
6	Life Insurance Corporation of India	AAACL0582H	256666	1.18	0	0.00	0	0.00	0
7	Cresta Fund Limited	AADCC2634A	256205	1.18	0	0.00	0	0.00	0
	TOTAL		3125932	14.43	0	0.00	0	0.00	0



D(c) Statement showing Shareholding of persons belonging to the category "Public" and holding more than 5% of the total number of shares

Sr. No.	Name of the shareholder	PAN of the Shareholder	Number of shares	Shares as a percentage of total number of shares {i.e., Grand Total (A)+(B)+(C) indicated in Statement at para (D)(a) above}	Details of warrants		Details of convertible securities		Total shares (including shares assuming full conversion of warrants and convertible securities) as a % of diluted
					Number of warrants held	As a % total number of warrants of the same class	Number of convertible securities held	% w.r.t total number of convertible securities of the same class	
1	0		0	0.00	0	0.00	0	0.00	0.00
	TOTAL		0	0.00	0	0.00	0	0.00	0.00

D(d) Statement showing details of locked-in shares

Sr. No.	Name of the shareholder	PAN of the Shareholder	Number of locked-in shares	Locked-in shares as a percentage of total number of shares {i.e., Grand Total (A)+(B)+(C) indicated in Statement at para (D)(a) above}
1	Mrs. Payel Seth	AABPS1006M	339451	1.57
2	Mr. Sumil Pal Seth	AAYPS2173A	201448	0.93
	TOTAL		540899	2.50




(II)(a) Statement showing details of Depository Receipts (DRs)

Sr. No.	Type of outstanding DR (ADRs, GDRs, SDRs, etc.)	Number of outstanding DRs	Number of shares underlying outstanding DRs	Shares underlying outstanding DRs as a percentage of total number of shares {i.e., Grand Total (A)+(B)+(C) indicated in Statement at para (I)(a) above}
	TOTAL	0	0	0.00

(II)(b) Statement showing holding of Depository Receipts (DRs), where underlying shares held by 'promoter/promoter group' are in excess of 1% of the total number of shares

Sr. No.	Name of the DR Holder	Type of outstanding DR (ADRs, GDRs, SDRs, etc.)	Number of shares underlying outstanding DRs	Shares underlying outstanding DRs as a percentage of total number of shares {i.e., Grand Total (A)+(B)+(C) indicated in Statement at para (I)(a) above}
		TOTAL	0	0.00

For Pearl Global Industries Limited
Pearl Global Industries Limited


Company Secretary
(Sandeep Sabharwal)
Company Secretary

Place: Gurgaon
Date: October 17, 2014