



POLSON LTD


Manufacturers & exporters of eco friendly tannin extracts & leather chemicals since 1906

Introductory sub-table (I)(a)

Name of the Company: Polson Ltd.				
Scrip Code-507645, Name of the scrip-POLSON, class of security: Equity				
Quarter ended: September 30, 2014				
Partly paid-up shares:-		No. of partly paid-up shares	As a % of total no. of partly paid-up shares	As a % of total no. of shares of the company
Held by promoter/promoter group		0	0	0
Held by public		0	0	0
Total		0	0	0
Outstanding convertible securities:-		No. of outstanding securities	As a % of total no. of outstanding convertible securities	As a % of total no. of shares of the company, assuming full conversion of the convertible securities
Held by promoter/promoter group		0	0	0
Held by public		0	0	0
Total		0	0	0
Warrants:-		No. of warrants	As a % of total no. of warrants	As a % of total no. of shares of the company, assuming full conversion of warrants
Held by promoter/promoter group		0	0	0
Held by public				0
Total		0	0	0
Total paid-up capital of the company, assuming full conversion of warrants and convertible securities			120000	

For Polson Ltd


Anil Kapadia
Managing Director



REGD. OFFICE: Ambaghat Vishalgad, Taluka Shahuwadi, District Kolhapur - 415 101.

MUMBAI CITY: 3rd floor, South-West Wing, Cambata Building, 42, Maharishi Karve Road, Churchgate, Mumbai - 400 020.
Tel.: 91-22-22822321, 22822322. Fax: 91-22-22822325. E-mail: admin@polsonltd.com


MAHIM : 64-66, Senapati Bapat Marg, Mahim, Mumbai - 400 016. Tel.: 91-22-24444733. Telefax: 91-22-24474381.

KOLHAPUR : Meeraj House, Opposite Railway Station, Kolhapur - 416 001. Tel.: 91-231-2656004. Fax: 91-231-2653378.

c	Institutions	0	0	0	0	0	0	0	0	0.00	0	0.00
d	Qualified Foreign Investor	0	0	0	0	0	0	0	0	0.00	0	0.00
e	Any Others(Specify)	0	0	0	0	0	0	0	0	0.00	0	0.00
e-i												
e-ii												
	Sub Total(A)(2)	0	0	0	0	0	0	0	0	0.00	0	0.00
	Total Shareholding of Promoter and	6	101191	24852	84.33	84.33	0	84.33	0	0.00	0	0.00
	(B) Public shareholding											
I	Institutions											
(a)	Mutual Funds/ UTI	0	0	0	0.00	0.00	0	0.00	0	0.00	0	0.00
(b)	Financial Institutions / Banks	9	260	35	0.22	0.22	0	0.22	0	0.00	0	0.00
(c)	Central Government/ State Government(s)	0	0	0	0.00	0.00	0	0.00	0	0.00	0	0.00
(d)	Venture Capital Funds	0	0	0	0.00	0.00	0	0.00	0	0.00	0	0.00
(e)	Insurance Companies	0	0	0	0.00	0.00	0	0.00	0	0.00	0	0.00
(f)	Foreign Institutional Investors	0	0	0	0.00	0.00	0	0.00	0	0.00	0	0.00
(g)	Foreign Venture Capital Investors	0	0	0	0.00	0.00	0	0.00	0	0.00	0	0.00
(h)	Qualified Foreign Investor	0	0	0	0.00	0.00	0	0.00	0	0.00	0	0.00
(i)	Any Other (specify)	0	0	0	0.00	0.00	0	0.00	0	0.00	0	0.00
(i-ii)												
(i-ii)												
	Sub-Total (B)(1)	9	260	35	0.22	0.22	0	0.22	0	0.00	0	0.00
	B 2 Non-institutions											
(a)	Bodies Corporate	29	890	807	0.74	0.74	0	0.74	0	0.00	0	0.00
(b)	Individuals											
	Individuals -i. Individual shareholders holding nominal share capital up to Rs 1 lakh	1707	17174	3134	14.31	14.31	0	14.31	0	0.00	0	0.00



II	ii. Individual shareholders holding nominal share capital in excess of Rs. 1 lakh.	0	0	0	0	0.00	0	0.00	0	0.00
(c)	Qualified Foreign Investor	0	0	0	0	0.00	0	0.00	0	0.00
(d)	Any Other (specify)					0.00		0.00		
(d-i)	N. R. I. (Repat & Non-Repatriate)	15	220	3	0.18	0.18	0	0.18	0	0.00
(d-ii)	Trust	2	58	0	0.05	0.05	0	0.05	0	0.00
(d-iii)	Hindu Undivided Family	20	201	201	0.17	0.17	0	0.17	0	0.00
(d-iv)	Clearing Members	1	6	6	0.01	0.01	0	0.01	0	0.00
	Sub-Total (B)(2)	1774	18549	4151	15.46	15.46	0	15.46	0	0.00
(B)	Total Public Shareholding (B)= (B)(1)+(B)(2)	1783	18809	4186	15.67	15.67	0	15.67	0	0.00
	TOTAL (A)+(B)	1789	120000	29038	100.00	100.00	0	100.00	0	0.00
(C)	Shares held by Custodians and against which Depository Receipts have been issued	0	0	0	0.00	0.00	0	0.00	0	0
1	Promoter and Promoter Group	0	0	0	0	0.00	0	0.00	0	0.00
2	Public					0.00	0	0.00	0	0
	Sub-Total (C)	0	0	0	0	0	0	0	0	0
	GRAND TOTAL (A)+(B)+(C)	1789	120000	29038	100	100.00	0	100.00	0	0.00



Sr.No	Notes
1	Nil
2	
3	
4	
5	
6	
7	
8	
9	




(1)(b) Statement showing holding of securities (including shares, warrants, convertible securities) of persons belonging to the category "Promoter and Promoter Group"

Sr.	Name of the shareholder	Details of Shares held		Encumbered shares (*)			Details of warrants		Details of convertible securities		Total shares (including underlying shares assuming full conversion of warrants and convertible)	
		Number of shares held	As a % of grand total (A)+(B)+(C)	No.	As a percentage	As a % of grand total (A)+(B)+(C) of sub-clause (I)(a)	Number of warrants held	As a % total number of warrants of the same class	Number of convertible securities held	As a % total number of convertible securities of the same class		
No.	(i)	(ii)	(iii)	(iv)	(v)	(vi)=(v)/(iii)*100	(vii)	(viii)	(ix)	(x)	(xi)	(xii)
1	AJI COMMERCIAL PRIVATE LIMITED	64339	53.61	0	0.00	0.00	0	0	0	0	53.61	
2	SUSHILA JAGDISH KAPADIA	12835	10.70	0	0.00	0.00	0	0	0	0	10.7	
3	AMOL JAGDISH KAPADIA	12000	10.00	0	0.00	0.00	0	0	0	0	10.00	
4	ORIENTAL PHARMACEUTICALS INDUSTRIES LIMITED	8849	7.37	0	0.00	0.00	0	0	0	0	7.37	
5	JAGDISH JAGMOHANDAS KAPADIA	3167	2.64	0	0.00	0.00	0	0	0	0	2.64	
6	NEW COMMERCIAL MILLS CO LTD	1	0.00	0	0.00	0.00	0	0	0	0	0	
	TOTAL	101191	84.33	0		0.00	0		0		84.32	

(*) The term "encumbrance" has the same meaning as assigned to it in regulation 28(3) of the SAST Regulations, 2011

For Polson Ltd

 Amol Kapadia
 Managing Director




(I)(c)(i) Statement showing holding of securities (including shares, warrants, convertible securities) of persons belonging to the category "Public" and holding more than 1% of the total number of shares

Sr. No.	Name of the shareholder	Number of shares held	Shares as a percentage of total number of shares {i.e., Grand Total (A)+(B)+(C) indicated in Statement at para (I)(a) above}	Details of warrants		Details of convertible securities		Total shares (including underlying shares assuming full conversion of warrants and convertible securities) as a % of diluted share capital
				Number of warrants held	As a % total number of warrants of the same class	Number of convertible securities held	% w.r.t total number of convertible securities of the same class	
1	Nil	0	0.00	0	0	0	0	0
2			0.00			0		0
TOTAL		0	0.00	0	0	0	0	0



Statement showing holding of securities (including shares, warrants, convertible securities) of persons (together with PAC) belonging to the category "Public" and holding more than 5% of the total number of shares of the company

Sr. No.	Name(s) of the shareholder(s) and the Persons Acting in Concert (PAC) with them	Number of shares	Shares as a percentage of total number of shares {i.e., Grand Total (A)+(B)+(C) indicated in Statement at para (I)(a) above}	Details of warrants		Details of convertible securities		Total shares (including underlying shares assuming full conversion of warrants and convertible securities) as a % of diluted share capital
				Number of warrants	As a % total number of warrants of the same class	Number of convertible securities held	% w.r.t total number of convertible securities of the same class	
1	Nil	0	0.00	0	0	0	0	0
2			0.00		0		0	0
TOTAL		0	0.00	0	0	0	0	0




(I)(d) Statement showing details of locked-in shares

Sr. No.	Name of the shareholder	Number of locked-in shares	Locked-in shares as a percentage of total number of shares {i.e., Grand Total (A)+(B)+(C) indicated in Statement at para (I)(a) above}
1	Nil	0	0.00
2			0.00
TOTAL		0	0.00



(II)(a) Statement showing details of Depository Receipts (DRs)

Sr. No.	Type of outstanding DR (ADRs, GDRs, SDRs, etc.)	Number of outstanding DRs	Number of shares underlying outstanding DRs	Shares underlying outstanding DRs as a percentage of total number of shares {i.e., Grand Total (A)+(B)+(C) indicated in Statement at para (I)(a) above}
1	Nil	0	0	0.00
2				0.00
TOTAL		0	0	0.00



(II)(b) Statement showing holding of Depository Receipts (DRs), where underlying shares held by "promoter/promoter group" are in excess of 1% of the total number of shares

Sr. No.	Name of the DR Holder	Type of outstanding DR (ADRs, GDRs, SDRs, etc.)	Number of shares underlying outstanding DRs	Shares underlying outstanding DRs as a percentage of total number of shares {i.e., Grand Total (A)+(B)+(C) indicated in Statement at para (I)(a) above}
1	Nil	0	0	0.00
2				0.00
TOTAL			0	0.00

For Polson Ltd



Amol Kapadia
Managing Director

