

Introductory sub-table (I)(a)


Name of the Company: PROCTER & GAMBLE HYGIENE AND HEALTH CARE LIMITED			
Scrip Code: 500459 (BSE)			
Scrip Code: PGHH (NSE)			
Class of security: Equity Shares			
Quarter ended: September 30, 2014			
Partly paid-up shares:-	No. of partly paid-up shares	As a % of total no. of partly paid-up shares	As a % of total no. of shares of the company
Held by promoter/promoter group	0	0	0
Held by public	0	0	0
Total	0	0	0
Outstanding convertible securities:-	No. of outstanding securities	As a % of total no. of outstanding convertible securities	As a % of total no. of shares of the company, assuming full conversion of the convertible securities
Held by promoter/promoter group	0	0	0
Held by public	0	0	0
Total	0	0	0
Warrants:-	No. of warrants	As a % of total no. of warrants	As a % of total no. of shares of the company, assuming full conversion of warrants
Held by promoter/promoter group	0	0	0
Held by public	0	0	0
Total	0	0	0
Total paid-up capital of the company, assuming full conversion of warrants and convertible securities			
32,460,736 Equity Shares of Rs.10/- each amounting to Rs.324,607,360/-			



Statement Showing Shareholding Pattern

Table (I)(a)

Category code	Category of Shareholder	Number of Shareholders	Total number of shares	Number of shares held in dematerialized form	Total shareholding as a percentage of total number of shares		Shares Pledged or otherwise encumbered	
					As a percentage of (A+B)	As a percentage of (A+B+C)	Number of shares	As a percentage
(I)	(II)	(III)	(IV)	(V)	(VI)	(VII)	(VIII)	(IX)= (VIII)/(IV)* 100
(A)	Shareholding of Promoter and Promoter Group							
1	Indian							
(a)	Individuals/ Hindu Undivided Family	0	0	0	0.00	0.00	0	0.00
(b)	Central Government/ State Government(s)	0	0	0	0.00	0.00	0	0.00
(c)	Bodies Corporate	1	619683	619683	1.91	1.91	0	0.00
(d)	Financial Institutions/ Banks	0	0	0	0.00	0.00	0	0.00
(e)	Any Others(Specify)	0	0	0	0.00	0.00	0	0.00
	Sub Total(A)(1)	1	619683	619683	1.91	1.91	0	0.00
2	Foreign							
(a)	Individuals (Non-Resident Individuals/ Foreign Individuals)	0	0	0	0.00	0.00	0	0.00
(b)	Bodies Corporate	2	22310090	22310090	68.73	68.73	0	0.00
(c)	Institutions	0	0	0	0.00	0.00	0	0.00
(d)	Qualified Foreign Investor	0	0	0	0.00	0.00	0	0.00
(e)	Any Others(Specify)	0	0	0	0.00	0.00	0	0.00
	Sub Total(A)(2)	2	22310090	22310090	68.73	68.73	0	0.00
	Total Shareholding of Promoter and Promoter Group (A)= (A)(1)+(A)(2)	3	22929773	22929773	70.64	70.64	0	0.00
(B)	Public shareholding							
1	Institutions							
(a)	Mutual Funds/ UTI	60	3043226	3040555	9.38	9.38	N.A.	N.A.
(b)	Financial Institutions / Banks	28	58960	56600	0.18	0.18	N.A.	N.A.
(c)	Central Government/ State Government(s)	0	0	0	0.00	0.00	N.A.	N.A.
(d)	Venture Capital Funds	0	0	0	0.00	0.00	N.A.	N.A.
(e)	Insurance Companies	4	873929	873929	2.69	2.69	N.A.	N.A.
(f)	Foreign Institutional Investors	39	626806	626263	1.93	1.93	N.A.	N.A.
(g)	Foreign Venture Capital Investors	0	0	0	0.00	0.00	N.A.	N.A.
(h)	Qualified Foreign Investor	0	0	0	0.00	0.00	N.A.	N.A.
(i)	Any Other (specify)	0	0	0	0.00	0.00	N.A.	N.A.
	Sub-Total (B)(1)	131	4602921	4597347	14.18	14.18	N.A.	N.A.



B 2	Non-institutions								
(a)	Bodies Corporate	525	710784	703521	2.19	2.19	N.A.	N.A.	
(b)	Individuals						N.A.	N.A.	
I	Individuals -i. Individual shareholders holding nominal share capital up to Rs 1 lakh	22344	3689359	3167903	11.37	11.37	N.A.	N.A.	
II	ii. Individual shareholders holding nominal share capital in excess of Rs. 1 lakh.	21	352816	352816	1.09	1.09	N.A.	N.A.	
(c)	Qualified Foreign Investor	0	0	0	0.00	0.00	N.A.	N.A.	
(d)	Any Other (specify)						N.A.	N.A.	
	1. Clearing Members	184	14904	14904	0.05	0.05	N.A.	N.A.	
	2. HUF	72	20405	14530	0.06	0.06	N.A.	N.A.	
	3. Foreign National	1	190	190	0.00	0.00	N.A.	N.A.	
	4. N R I	267	22384	22354	0.07	0.07	N.A.	N.A.	
	5. N R N	235	99114	94126	0.31	0.31	N.A.	N.A.	
	6. Director/Relatives	6	17393	17326	0.05	0.05	N.A.	N.A.	
	7. Trust	5	693	693	0.00	0.00	N.A.	N.A.	
	Sub-Total (B)(2)	23660	4928042	4388363	15.18	15.18	0	0.00	
(B)	Total Public Shareholding (B)= (B)(1)+(B)(2)	23791	9530963	8985710	29.36	29.36	0	0.00	
	TOTAL (A)+(B)	23794	32460736	31915483	100.00	100.00	0	0.00	
(C)	Shares held by Custodians and against which Depository Receipts have been issued								
1	Promoter and Promoter Group	0	0	0	0.00	0.00	0	0.00	
2	Public	0	0	0	0.00	0.00	0	0.00	
	Sub-Total (C)	0	0	0	0.00	0.00	0	0.00	
	GRAND TOTAL (A)+(B)+(C)	23794	32460736	31915483	100.00	100.00	0	0.00	



(I)(b) Statement showing holding of securities (including shares, warrants, convertible securities) of persons belonging to the category “Promoter and Promoter Group”

Sr. No.	Name of the shareholder	Details of Shares held		Encumbered shares (*)			Details of warrants		Details of convertible securities		Total shares (including underlying shares assuming full conversion of warrants and convertible securities) as a % of diluted share capital
		Number of shares held	As a % of grand total (A) + (B) + (C)	No.	As a percent age	As a % of grand total (A)+(B)+(C) of sub-clause (I)(a)	Number of warrants held	As a % of total number of warrants of the same class	Number of convertible securities held	As a % of total number of convertible securities of the same class	
(I)	(II)	(III)	(IV)	(V)	(VI)=(V)/(III)* 100	(VII)	(VIII)	(IX)	(X)	(XI)	(XII)
1	PROCTER AND GAMBLE ASIA HOLDING BV	21221953	65.38	0	0.00	0.00	0	0.00	0	0.00	65.38
2	ROSEMOUNT LLC	1088137	3.35	0	0.00	0.00	0	0.00	0	0.00	3.35
3	TEMPLE TREES IMPEX & INVESTMENT PVT LTD	619683	1.91	0	0.00	0.00	0	0.00	0	0.00	1.91
TOTAL		22929773	70.64	0	0.00	0.00	0	0.00	0	0.00	70.64

(*) The term “encumbrance” has the same meaning as assigned to it in regulation 28(3) of the SAST Regulations, 2011



(I)(c)(i) Statement showing holding of securities (including shares, warrants, convertible securities) of persons belonging to the category "Public" and holding more than 1% of the total number of shares

Sr. No.	Name of the shareholder	Number of shares held	Shares as a percentage of total number of shares (i.e., Grand Total (A)+(B)+(C) indicated in Statement at para (I)(a) above)	Details of warrants		Details of convertible securities		Total shares (including underlying shares assuming full conversion of warrants and convertible securities) as a % of diluted share capital
				Number of warrants held	As a % total number of warrants of the same class	Number of convertible securities held	% w.r.t total number of convertible securities of the same class	
1	HDFC TRUSTEE COMPANY LIMITED - HDFC PRUDENCE FUND	1897544	5.85	0	0	0	0	5.85
2	SBI BLUE CHIP FUND	561993	1.73	0	0	0	0	1.73
3	GENERAL INSURANCE CORPORATION OF INDIA	517195	1.59	0	0	0	0	1.59
TOTAL		2976732	9.17	0	0	0	0	9.17





(I)(c)(ii) Statement showing holding of securities (including shares, warrants, convertible securities) of persons (together with PAC) belonging to the category "Public" and holding more than 5% of the total number of shares of the company

Sr. No.	Name(s) of the shareholder(s) and the Persons Acting in Concert (PAC) with them	Number of shares	Shares as a percentage of total number of shares (i.e., Grand Total (A)+(B)+(C) indicated in Statement at para (I)(a) above}	Details of warrants		Details of convertible securities		Total shares (including underlying shares assuming full conversion of warrants and convertible securities) as a % of diluted share capital
				Number of warrants	As a % total number of warrants of the same class	Number of convertible securities held	% w.r.t total number of convertible securities of the same class	
1	HDFC TRUSTEE COMPANY LIMITED- HDFC EQUITY FUND	1897544	5.85	0	0	0	0	5.85
TOTAL		1897544	5.85	0	0	0	0	5.85




(I)(d) Statement showing details of locked-in shares

Sr. No.	Name of the shareholder	Number of locked-in shares	Locked-in shares as a percentage of total number of shares (i.e., Grand Total (A)+(B)+(C) indicated in Statement at para (I)(a) above)
1	Not Applicable	0	0.00
TOTAL		0	0.00

(II)(a) Statement showing details of Depository Receipts (D)

Sr. No.	Type of outstanding DR (ADRs, GDRs, SDRs, etc.)	Number of outstanding DRs	Number of shares underlying outstanding DRs	Shares underlying outstanding DRs as a percentage of total number of shares (i.e., Grand Total (A)+(B)+(C) indicated in Statement at para (I)(a) above)
1	Not Applicable	0	0	0.00
TOTAL		0	0	0.00




(II)(b) Statement showing holding of Depository Receipts (DRs), where underlying shares held by "promoter/promoter group" are in excess of 1% of the total number of shares

Sr. No.	Name of the DR Holder	Type of outstanding DR (ADRs, GDRs, SDRs, etc.)	Number of shares underlying outstanding DRs	Shares underlying outstanding DRs as a percentage of total number of shares (i.e., Grand Total (A)+(B)+(C) indicated in Statement at para (I)(a) above)
1	Not Applicable	0	0	0.00
TOTAL			0	0.00

