



TM

RR Financial Consultants Limited

Regd. Off.: 47, M.M. Road,
Rani Jhansi Marg, Jhandewalan,
New Delhi-110055 (India)
CIN No. : L74899DL1986PLC023530
Email Id : cs@rrfcl.com
Ph. : (+91) 11-23636362-63
Fax : (+91) 11-23636746-6743
Website : www.rrfinance.com
: www.rrfcl.com

Introductory sub-table (I)(a)

Name of the Company: RR FINANCIAL CONSULTANTS LIMITED			
Scrip Code, Name of the scrip, class of security: 511626			
QUARTER ENDED: 30th SEPTEMBER, 2014			
Partly paid-up shares:-	No. of partly paid-up shares	As a % of total no. of partly paid-up shares	As a % of total no. of shares of the company
Held by promoter/promoter group	0	0	0
Held by public	0	0	0
Total	0	0	0
Outstanding convertible securities:-	No. of outstanding securities	As a % of total no. of outstanding convertible securities	As a % of total no. of shares of the company, assuming full conversion of the convertible securities
Held by promoter/promoter group	0	0	0
Held by public	0	0	0
Total	0	0	0
Warrants:-	No. of warrants	As a % of total no. of warrants	As a % of total no. of shares of the company, assuming full conversion of warrants
Held by promoter/promoter group	0	0	0
Held by public	0	0	0
Total	0	0	0
Total paid-up capital of the company, assuming full conversion of warrants and convertible securities	11060700	0	0

For RR Financial Consultants Ltd.

Omash
Director

Statement Showing Shareholding Pattern								
Category code	Category of Shareholder	Number of Shareholders	Table (I)(a)		Total shareholding as a percentage of total number of shares		Shares Pledged or otherwise encumbered	
			Total number of shares	Number of shares held in dematerialized form	As a percentage of (A+B) ¹	As a percentage of (A+B+C)	Number of shares	As a percentage
(I)	(II)	(III)	(IV)	(V)	(VI)	(VII)	(VIII)	= (VIII)/(IV)*
(A)	Shareholding of Promoter and Promoter Group ²							
1	Indian							
(a)	Individuals/ Hindu Undivided Family	5	6685500	6685500	60.44	60.44	0	0.00
(b)	Central Government/ State Government(s)	0	0	0	0.00	0.00	0	0.00
(c)	Bodies Corporate	4	1012200	1012200	9.15	9.15	0	0.00
(d)	Financial Institutions/ Banks	0	0	0	0.00	0.00	0	0.00
(e)	Any Others(Specify)	0	0	0	0.00	0.00	0	0.00
	Sub Total(A)(1)	9	7697700	7697700	69.60	69.60	0	0.00
2	Foreign							
a	Individuals (Non-Residents Individuals/ Foreign Individuals)	0	0	0	0.00	0.00	0	0.00
b	Bodies Corporate	0	0	0	0.00	0.00	0	0.00
c	Institutions	0	0	0	0.00	0.00	0	0.00
d	Qualified Foreign Investor	0	0	0	0.00	0.00	0	0.00
e	Any Others(Specify)	0	0	0	0.00	0.00	0	0.00
e-i		0	0	0	0.00	0.00	0	0.00
	Sub Total(A)(2)	0	0	0	0.00	0.00	0	0.00
	Total Shareholding of Promoter and Promoter Group (A)= (A)(1)+(A)(2)	9	7697700	7697700	69.60	69.60	0	0.00

For RR Financial Consultants Ltd.


Director


(B)	Public shareholding							NA NA
1	Institutions							NA NA
(a)	Mutual Funds/ UTI	0	0	0	0.00	0.00	0	0.00
(b)	Financial Institutions Banks	0	0	0	0.00	0.00	0	0.00
(c)	Central Government/ State Government(s)	0	0	0	0.00	0.00	0	0.00
(d)	Venture Capital Funds	0	0	0	0.00	0.00	0	0.00
(e)	Insurance Companies	0	0	0	0.00	0.00	0	0.00
(f)	Foreign Institutional Investors	0	0	0	0.00	0.00	0	0.00
(g)	Foreign Venture Capital Investors	0	0	0	0.00	0.00	0	0.00
(h)	Qualified Foreign Investor	0	0	0	0.00	0.00	0	0.00
(i)	Any Other (specify)	0	0	0	0.00	0.00	0	0.00
(i-ii)		0	0	0	0.00	0.00	0	0.00
(i-ii)		0	0	0	0.00	0.00	0	0.00
	Sub-Total (B)(1)	0	0	0	0.00	0.00	0	0.00
B 2	Non-institutions							
(a)	Bodies Corporate	83	1638995	1093295	14.81	14.81	0	0.00
(b)	Individuals							
I	Individuals -i. Individual shareholders holding nominal share capital up to Rs 1 lakh	3877	1296332	576432	11.72	11.72	0	0.00
II	ii. Individual shareholders holding nominal share capital in excess of Rs. 1 lakh.	10	321295	200895	2.90	2.90	0	0.00
(c)	Qualified Foreign Investor	0	0	0	0.00	0.00	0	0.00
(d)	Any Other (specify)	0	0	0	0.00	0.00	0	0.00
(d-i)	Non Resident Indians	7	901	901	0.01	0.01	0	0.00
(d-ii)	Clearing Members	6	13852	13852	0.13	0.13	0	0.00
(d-iii)	Hindu Undivided Families	38	91625	91625	0.82	0.82	0	0.00
	Sub-Total (B)(2)	4021	3363000	1977000	30.40	30.40	0	0.00

For RR Financial Consultants Ltd.

Amrased
Director

(B)	Total Public Shareholding (B)= (B)(1)+(B)(2)	4021	3363000	1977000	30.40	30.40	0	0.00
	TOTAL (A)+(B)	4030	11060700	9674700	100.00	100.00	0	0.00
(C)	Shares held by Custodians and against which Depository Receipts have been issued							
1	Promoter and Promoter Group	0	0	0	0	0.00	0	0.00
2	Public	0	0	0	0	0.00	0	0
	Sub-Total (C)	0	0	0	0	0	0	0
	GRAND TOTAL (A)+(B)+(C)	4030	11060700	9674700	100.00	100.00	0	0.00

For RR Financial Consultants Ltd.


Director

(I)(b) Statement showing holding of securities (including shares, warrants, convertible securities) of persons belonging to the category "Promoter and Promoter Group"

Sr. No.	Name of the shareholder	Details of Shares held		Encumbered shares (*)			Details of warrants		Details of convertible securities		Total shares
		Number of shares	As a % of grand	No.	As a % of grand	Number of	As a % total	Number of	As a % total		
(I)	(II)	(III)	(IV)	(V)	(VI) = (V)/(III)*1	(VII)	(IX)	(X)	(XI)	(XII)	
1	RAGHUNANDAN PRASAD	264200	2.39	0	0.00	0.00	0	0	0	0	
2	RAJAT PRASAD	6236700	56.39	0	0.00	0.00	0	0	0	0	
3	SARLA PRASAD	184600	1.67	0	0.00	0.00	0	0	0	0	
4	PRASAD HOLDING PRIVATE LIMITED	118050	1.07	0	0.00	0.00	0	0	0	0	
5	PRIVADARSHINI HOLDINGS PRIVATE LIMITED	388050	3.51	0	0.00	0.00	0	0	0	0	
6	R.P. CREDIT'S PRIVATE LIMITED	118050	1.07	0	0.00	0.00	0	0	0	0	
7	SABRE TRADING AND FINANCE PRIVATE LIMITED	388050	3.51	0	0.00	0.00	0	0	0	0	
8			0.00	0	0.00	0.00	0	0	0	0	
9			0.00	0	0.00	0.00	0	0	0	0	
	TOTAL	7697700	69.60	0	0.00	0.00	0	0	0	0	

(*) The term "encumbrance" has the same meaning as assigned to it in regulation 28(3) of the SAST Regulations, 2011


For RR Financial Consultants Ltd.

Om
Director

(I)(c) Statement showing holding of securities (including shares, warrants, convertible securities) of persons belonging to the category "Public" and holding more than 1% of the total number of shares

Sr. No.	Name of the shareholder	Number of shares held	Shares as a percentage of total number of shares {i.e., Grand Total (A)+(B)+(C) indicated in Statement at para (I)(a) above}	Details of warrants		Details of convertible securities		Total shares (including underlying shares assuming full conversion of warrants and convertible securities) as a % of diluted share capital
				Number of warrants held	As a % total number of warrants of the same class	Number of convertible securities held	% w.r.t total number of convertible securities of the same class	
1	SHIVA INSURANCE AGENCY PRIVATE LIMITED	547140	4.95	0	0	0	0	0
2	NARAYAN TRAVELS AND TOURS LIMITED	427200	3.86	0	0	0	0	0
3	RITU PRASAD	120400	1.09	0	0	0	0	0
4	AZURE COMMOTRADE PRIVATE LIMITED	281985	2.55	0	0	0	0	0
TOTAL		1376725	12.45		0	0	0	0

For RR Financial Consultants Ltd.


Director

(D)(c)(ii) Statement showing holding of securities (including shares, warrants, convertible securities) of persons (together with PAC) belonging to the category "Public" and holding more than 5% of the total number of shares of the company

Sr. No.	Name(s) of the shareholder(s) and the Persons Acting in Concert (PAC) with them	Number of shares	Shares as a percentage of total number of shares {i.e., Grand Total (A)+(B)+(C) indicated in para (D)(a) above}	Details of warrants		Details of convertible securities		Total shares (including underlying shares assuming full conversion of warrants and convertible securities) as a % of diluted share capital
				Number of warrants	As a % total number of warrants of the same class	Number of convertible securities held	% w.r.t total number of convertible securities of the same class	
1		0	0.00	0	0	0	0	0
2		0	0.00	0	0	0	0	0
TOTAL		0	0.00	0	0	0	0	0


For RR Financial Consultants Lco.

R Masood
Director

(I)(d) Statement showing details of locked-in shares

Sr. No.	Name of the shareholder	Number of locked-in shares	Locked-in shares as a percentage of total number of shares {i.e., Grand Total (A)+(B)+(C) indicated in Statement at para (I)(a) above}
1		NIL	NIL
2		NIL	NIL
TOTAL		NIL	NIL


For RR Financial Consultants Ltd.


Director

(II)(a) Statement showing details of Depository Receipts (DRs)

Sr. No.	Type of outstanding DR (ADRs, GDRs, SDRs, etc.)	Number of outstanding DRs	Number of shares underlying outstanding DRs	Shares underlying outstanding DRs as a percentage of total number of shares {i.e., Grand Total (A)+(B)+(C) indicated in Statement at para (I)(a) above}
1		NIL	NIL	NIL
2		NIL	NIL	NIL
TOTAL		NIL	NIL	NIL

For RR Financial Consultants Ltd.


Director

(II)(B) Statement showing holding of Depository Receipts (DRs), where underlying shares held by "promoter/promoter group" are in excess of 1% of the total number of shares

Sr. No.	Name of the DR Holder	Type of outstanding DR (ADRs, GDRs, SDRs, etc.)	Number of shares underlying outstanding DRs	Shares underlying outstanding DRs as a percentage of total number of shares {i.e., Grand Total (A)+(B)+(C) indicated in Statement at para (I)(a) above}
1	NIL	NIL	NIL	NIL
TOTAL		NIL	NIL	NIL

For RR Financial Consultants Ltd.

Director