

(D)(a) Statement showing Shareholding Pattern

Name of the Company : Ramco Industries Limited
Scrip Code, Name of the scrip, class of security : RAMCOIND
As on Date : 30-Sep-2014

Partly paid-up shares	No. of partly paid-up shares	As a % of total no. of partly paid-up Shares	As a % of total no. of shares of the company
Held by promoter/promoter group	0	0	0
Held by public	0	0	0
Total	0	0	0
Outstanding convertible securities	No. of outstanding securities	As a % of total no. of outstanding convertible securities	As a % of total no. of shares of the company, assuming full conversion of the convertible securities
Held by promoter/promoter group	0	0	0
Held by public	0	0	0
Total	0	0	0
Warrants	No. of warrants	As a % of total no. of warrants	As a % of total no. of shares of the company, assuming full conversion of Warrants
Held by promoter/promoter group	0	0	0
Held by public	0	0	0
Total	0	0	0
Total paid-up capital of the company, assuming full conversion of warrants and convertible securities	0		




(D)(a) Statement showing Shareholding Pattern

Sr. no.	Category of shareholder (II)	Number of shareholders (III)	Total number of shares (IV)	Number of shares held in dematerialized form (V)	Total shareholding as a percentage of total number of shares			Shares Pledged or otherwise encumbered	
					As a percentage of (A+B) ¹ (VI)	As a percentage of (A+B+C) (VII)	Number of shares of shares (VIII)	As a percentage (IX) = (VIII) / (IV) * 100	
(A)	Promoter and Promoter Group²								
(1)	Indian								
(a)	Individuals/Hindu Undivided Family	11	23428161	23428161	27.03	27.03	700000	2.99	
(b)	Central Government/State Government(s)	0	0	0	0.00	0.00	0	0	0
(c)	Bodies Corporate	6	23296660	23296660	26.88	26.88	0	0.00	0.00
(d)	Financial Institutions/Banks	0	0	0	0.00	0.00	0	0	0
(e)	Any Other (Total)	0	0	0	0.00	0.00	0	0	0
	Sub-Total (A)(1)	17	46724821	46724821	53.92	53.92	700000	1.50	
(2)	Foreign								
(a)	Individuals (Non-Resident Individuals/Foreign Individuals)	0	0	0	0.00	0.00	0	0.00	0.00
(b)	Bodies Corporate	0	0	0	0.00	0.00	0	0.00	0.00
(c)	Institutions	0	0	0	0.00	0.00	0	0.00	0.00
(d)	Qualified Foreign Investor	0	0	0	0.00	0.00	0	0.00	0.00
(e)	Any Other (Total)	0	0	0	0.00	0.00	0	0.00	0.00
	Sub-Total (A)(2)	0	0	0	0.00	0.00	0	0.00	0.00
	Total Shareholding of Promoter and Promoter Group (A)= (A)(1)+(A)(2)	17	46724821	46724821	53.92	53.92	700000	1.50	



(B) Public shareholding ³											
(1)	Institutions										
(a)	Mutual Funds/UTI	6	64998	55998	0.08	0.08	0.08	N.A.	N.A.	N.A.	N.A.
(b)	Financial Institutions/Banks	4	4180668	4176668	4.82	4.82	4.82	N.A.	N.A.	N.A.	N.A.
(c)	Central Government/State Government(s)	0	0	0	0.00	0.00	0.00	N.A.	N.A.	N.A.	N.A.
(d)	Venture Capital Funds	0	0	0	0.00	0.00	0.00	N.A.	N.A.	N.A.	N.A.
(e)	Insurance Companies	0	0	0	0.00	0.00	0.00	N.A.	N.A.	N.A.	N.A.
(f)	Foreign Institutional Investors	1	2000	0	0.00	0.00	0.00	N.A.	N.A.	N.A.	N.A.
(g)	Foreign Venture Capital Investors	0	0	0	0.00	0.00	0.00	N.A.	N.A.	N.A.	N.A.
(h)	Qualified Foreign Investor	0	0	0	0.00	0.00	0.00	N.A.	N.A.	N.A.	N.A.
(i)	Any Other (Total)	0	0	0	0.00	0.00	0.00	N.A.	N.A.	N.A.	N.A.
	Sub-Total (B)(1)	11	4247666	4232666	4.90	4.90	4.90	N.A.	N.A.	N.A.	N.A.
(2)	Non-institutions										
(a)	Bodies Corporate	387	2474089	2457089	2.85	2.85	2.85	N.A.	N.A.	N.A.	N.A.
(b)	Individuals - i. Individual Shareholders Holding Nominal Share Capital Up To >Rs. 1 Lakh.	9841	14088097	12633337	16.26	16.26	16.26	N.A.	N.A.	N.A.	N.A.
	Individuals - ii. Individual Shareholders Holding Nominal Share Capital In Excess Of Rs. 1 Lakh	49	16842628	11558728	19.43	19.43	19.43	N.A.	N.A.	N.A.	N.A.
(c)	Qualified Foreign Investor	0	0	0	0.00	0.00	0.00	N.A.	N.A.	N.A.	N.A.
(d)	Any Other (Total)	503	2285759	2285759	2.64	2.64	2.64	N.A.	N.A.	N.A.	N.A.
(d1)	Clearing Member	52	59848	59848	0.07	0.07	0.07	N.A.	N.A.	N.A.	N.A.
(d2)	Hindu Undivided Families	308	1412956	1412956	1.63	1.63	1.63	N.A.	N.A.	N.A.	N.A.
(d3)	Non Resident Indians	142	812455	812455	0.94	0.94	0.94	N.A.	N.A.	N.A.	N.A.



(d4)	Trusts	1	500	500	0.00	0.00	N.A.	N.A.
	Sub-Total (B)(2)	10780	35690573	28934913	41.18	41.18	N.A.	N.A.
	Total Public Shareholding (B) = (B)(1)+(B)(2)	10791	39938239	33167579	46.08	46.08	N.A.	N.A.
	TOTAL (A)+(B)	10808	86663060	79892400	100.00	100.00	700000	0.81
(C)	Shares held by Custodians and against which Depository Receipts have been issued	0	0	0	N.A.	0.00	N.A.	N.A.
C1	Promoter and Promoter Group	0	0	0	N.A.	0.00	N.A.	N.A.
C2	Public	0	0	0	N.A.	0.00	N.A.	N.A.
	GRAND TOTAL (A)+(B)+(C)	10808	86663060	79892400	N.A.	100.00	700000	0.81

¹For determining public shareholding for the purpose of Clause 40A.

²For definitions of "Promoter" and "Promoter Group", refer to Clause 40A.


³For definitions of "Public Shareholding", refer to Clause 40A.

(D)(b) Statement showing Shareholding of persons belonging to the category "Promoter and Promoter Group"

Sr. No	Name of the shareholder	PAN of the Shareholder	Total Shares held		Shares pledged or otherwise encumbered		Details of warrants		Details of convertible securities		Total shares (including underlying g shares assuming full
			Number (IV)	as a % of grand total (V)	Number (VI)	as a % of grand total (VII) =	Number of warrants held (XI)	As a % total number of warrant securities	Number of convertible securities	As a % total number of convertible securities	
(1)	(II)	(III)									



			(A) + (B) + (C) + (V)	(VI) / (IV)*100	(A) + (B) + (C) of sub-clause (I)(a) (VIII)	s of the same class (X)	held (XI)	securities of the same class (XII)	conversion of warrants and convertible securities) as a % of diluted share capital (XIII)
1	Ramco Management Private Limited	AAACR7129 L	1805800	0.00	0.00	0	0	0.00	2.08
2	The Ramaraju Surgical Cotton Mills Ltd.	AAACT4308 D	135880	0.00	0.00	0	0	0.00	0.16
3	Rajapalayam Mills Limited	AAACR8897 F	7920680	0.00	0.00	0	0	0.00	9.14
4	Ramco Agencies Private Limited	AADCR7019 L	22200	0.00	0.00	0	0	0.00	0.03
5	Ramco Private Limited	AAACR7131 A	39600	0.00	0.00	0	0	0.00	0.05
6	P R Ramasubrahmaney a Rajha	AFGPP3492N	2882621	0.00	0.00	0	0	0.00	3.33
7	Ramachandra Raja Chittammal	ABGPC7888P	1053880	0.00	0.00	0	0	0.00	1.22
8	P V Srisandhya	BBCPS8406A	42400	0.00	0.00	0	0	0.00	0.05
9	P V Abinav	AYJPA8248F	40000	0.00	0.00	0	0	0.00	0.05



				in Statement at para (D)(a) above}				same class	warrants and convertible securities) as a % of diluted
1	Rukmani K T	AAFPR6133 G	159020 0	1.83	0	0.0 0	0	0.0 0	1.8 3
2	Govindlal M.Parikh	AAEPP1312J	267030 6	3.08	0	0.0 0	0	0.0 0	3.0 8
3	General Insurance Corporatio n of India	AAACG0615 N	151666 0	1.75	0	0.0 0	0	0.0 0	1.7 5
4	United India Insurance Company Limited	AAACU5552 C	266000 8	3.07	0	0.0 0	0	0.0 0	3.0 7
	TOTAL		843717 4	9.74	0	0.0 0	0	0.0 0	9.7 3

D)(c) Statement showing Shareholding of persons belonging to the category "Public" and holding more than 5% of the total number of shares

Sr. No.	Name of the shareholder	PAN of the Shareholder	Number of shares	Shares as a percentage of total number of shares {i.e., Grand	Details of warrants		Details of convertible securities		Total shares (including underlying shares assuming full
					Number of warrants	As a % total number of warrants of	Number of convertible securities	% w.r.t total number of convertible	



		Total (A)+(B)+(C) indicated in Statement at para (D)(a) above}	held the same class	held the same class	securities of the same class	conversion of warrants and convertible securities) as a % of diluted
1	Not Applicable	0	0	0.00	0	0.00
	TOTAL	0	0	0.00	0	0.00

(D)(d) Statement showing details of locked-in shares

Sr. No.	Name of the shareholder	PAN of the Shareholder	Number of locked-in shares	Locked-in shares as a percentage of total number of shares {i.e., Grand Total (A)+(B)+(C) indicated in Statement at para (D)(a) above}
1	Nil		0	0.00
	TOTAL		0	0.00

(D)(a) Statement showing details of Depository Receipts (DRs)

Sr. No.	Type of outstanding DR (ADRs, GDRs, SDRs, etc.)	Number of outstanding DRs	Number of shares underlying outstanding DRs	Shares underlying outstanding DRs as a percentage of total number of shares {i.e., Grand Total (A)+(B)+(C) indicated in Statement at para (D)(a) above}
	TOTAL	0	0	0.00



(II)(b) Statement showing holding of Depository Receipts (DRs), where underlying shares held by 'promoter/promoter group' are in excess of 1% of the total number of shares


Sr. No.	Name of the DR Holder	Type of outstanding DR (ADRs, GDRs, SDRs, etc.)	Number of shares underlying outstanding DRs	Shares underlying outstanding DRs as a percentage of total number of shares {i.e., Grand Total (A)+(B)+(C) indicated in Statement at para (D)(a) above}
	TOTAL		0	0.00

(III) (a) Statement showing the voting pattern of shareholders, if more than one class of shares/securities is issued by the issuer.

Sr. no.	Category of shareholder (II)	Number of Voting Rights held in each class of securities			Total Voting Rights (III+IV+V) (VI)	Total Voting Rights i.e. (VI)	
		Class X (III)	Class Y (IV)	Class Z (V)		As a percentage of (A+B) (VII)	As a percentage of (A+B+C) (VIII)
(A)	Promoter and Promoter Group²						
(1)	Indian						
(a)	Individuals/Hindu Undivided Family	0	0	0	0	0.00	0.00
(b)	Central Government/State Government(s)	0	0	0	0	0.00	0.00
(c)	Bodies Corporate	0	0	0	0	0.00	0.00
(d)	Financial Institutions/Banks	0	0	0	0	0.00	0.00
(e)	Any Other (Total)	0	0	0	0	0.00	0.00
	Sub-Total (A)(1)	0	0	0	0	0.00	0.00
(2)	Foreign						
(a)	Individuals (Non-Resident Individuals/Foreign Individuals)	0	0	0	0	0.00	0.00



(b)	Bodies Corporate	0	0	0	0	0	0	0	0.00	0.00
(c)	Institutions	0	0	0	0	0	0	0	0.00	0.00
(d)	Qualified Foreign Investor	0	0	0	0	0	0	0	0.00	0.00
(e)	Any Other (Total)	0	0	0	0	0	0	0	0.00	0.00
	Sub-Total (A)(2)	0	0	0	0	0	0	0	0.00	0.00
	Total Shareholding of Promoter and Promoter Group (A)= (A)(1)+(A)(2)	0	0	0	0	0	0	0	0.00	0.00
(B)	Public shareholding									
(1)	Institutions									
(a)	Mutual Funds/UTI	0	0	0	0	0	0	0	0.00	0.00
(b)	Financial Institutions/Banks	0	0	0	0	0	0	0	0.00	0.00
(c)	Central Government/State Government(s)	0	0	0	0	0	0	0	0.00	0.00
(d)	Venture Capital Funds	0	0	0	0	0	0	0	0.00	0.00
(e)	Insurance Companies	0	0	0	0	0	0	0	0.00	0.00
(f)	Foreign Institutional Investors	0	0	0	0	0	0	0	0.00	0.00
(g)	Foreign Venture Capital Investors	0	0	0	0	0	0	0	0.00	0.00
(h)	Qualified Foreign Investor	0	0	0	0	0	0	0	0.00	0.00
(h)	Any Other (Total)	0	0	0	0	0	0	0	0.00	0.00
	Sub-Total (B)(1)	0	0	0	0	0	0	0	0.00	0.00
(2)	Non-institutions									
(a)	Bodies Corporate	0	0	0	0	0	0	0	0.00	0.00
(b)	Individuals - i. Individual Shareholders Holding Nominal Share Capital Up To >Rs. 1 Lakh.	0	0	0	0	0	0	0	0.00	0.00
	Individuals - ii. Individual Shareholders Holding Nominal Share Capital In Excess Of Rs. 1 Lakh	0	0	0	0	0	0	0	0.00	0.00
(c)	Qualified Foreign Investor	0	0	0	0	0	0	0	0.00	0.00
(d)	Any Other (Total)	0	0	0	0	0	0	0	0.00	0.00



	Sub-Total (B)(2)	0	0	0	0	0	0	0	0.00	0.00
	Total Public Shareholding (B)= (B)(1)+(B)(2)	0	0	0	0	0	0	0	0.00	0.00
	TOTAL (A)+(B)	0	0	0	0	0	0	0	0.00	0.00
(C)	Shares held by Custodians and against which Depository Receipts have been issued	0	0	0	0	0	0	0	0.00	0.00
C1	Promoter and Promoter Group	0	0	0	0	0	0	0	0	0
C2	Public	0	0	0	0	0	0	0	0	0
	GRAND TOTAL (A)+(B)+(C)	0	0	0	0	0	0	0	0.00	0.00

