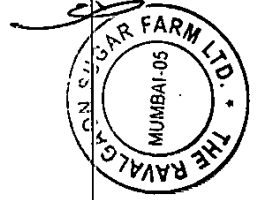


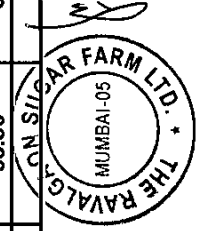
Introductory sub-table (I)(a)

<b>Name of the Company: The Ravalgaon Sugar Farm Ltd</b>			
<b>Scrip Code, Name of the scrip, class of security: BSE CODE :507300, Class: Equity Shares</b>			
<b>Quarter ended: 30.09.2014</b>			
	<b>No. of partly paid-up shares</b>	<b>As a % of total no. of partly paid-up shares</b>	<b>As a % of total no. of shares of the company</b>
Held by promoter/promoter group	0	0	0
Held by public	0	0	0
<b>Total - D</b>	<b>0</b>	<b>0</b>	<b>0</b>
<b>Outstanding convertible securities:-</b>			
	<b>No. of outstanding securities</b>	<b>As a % of total no. of outstanding convertible securities</b>	<b>As a % of total no. of shares of the company, assuming full conversion of the convertible securities</b>
Held by promoter/promoter group	0	0	0
Held by public	0	0	0
<b>Total - E</b>	<b>0</b>	<b>0</b>	<b>0</b>
<b>Warrants:-</b>			
	<b>No. of warrants</b>	<b>As a % of total no. of warrants</b>	<b>As a % of total no. of shares of the company, assuming full conversion of warrants</b>
Held by promoter/promoter group	0	0	0
Held by public	0	0	0
<b>Total - F</b>	<b>0</b>	<b>0</b>	<b>0</b>
<b>Total paid-up capital of the company, assuming full conversion of warrants and convertible securities</b>			<b>68000</b>




**Statement Showing Shareholding Pattern**

Category code	Category of Shareholder	Number of Shareholders	Total number of shares	Number of shares held in dematerialized form	Total shareholding as a percentage of total number of shares		Shares Pledged or otherwise encumbered	As a percentage
					As a percentage of (A+B) <sup>1</sup>	As a percentage of (A+B+C)		
(I)	(II)	(III)	(IV)	(V)	(VI)	(VII)	(VIII)	(IX) = (VII)/(IV)*100
<b>(A)</b>	<b>Shareholding of Promoter and Promoter Group<sup>2</sup></b>							
<b>1</b>	<b>Indian</b>							
(a)	Individuals/ Hindu Undivided Family	3	2861	1636	4.21	4.21	0	0.00
(b)	Central Government/ State Government(s)							
(c)	Bodies Corporate	2	33386	0	49.10	49.10	0	0.00
(d)	Financial Institutions/ Banks							
(e)	Any Others(Specify)							
(e-i)								
(e-ii)								
	<b>Sub Total(A)(1)</b>	<b>5</b>	<b>36247</b>	<b>1636</b>	<b>53.30</b>	<b>53.30</b>	<b>0</b>	<b>0.00</b>
<b>2</b>	<b>Foreign</b>							
a	Individuals (Non-Residents Individuals/ Foreign Individuals)				0.00	0.00	0	0.00
b	Bodies Corporate				0.00	0.00	0	0.00
c	Institutions				0.00	0.00	0	0.00
d	Any Others(Specify)				0.00	0.00	0	0.00
d-i					0.00	0.00	0	0.00
d-ii					0.00	0.00	0	0.00
	<b>Sub Total(A)(2)</b>	<b>0</b>	<b>0</b>	<b>0</b>	<b>0.00</b>	<b>0.00</b>	<b>0</b>	<b>0.00</b>
	<b>Total Shareholding of Promoter and Promoter Group (A)= (A)(1)+(A)(2)</b>	<b>5</b>	<b>36247</b>	<b>1636</b>	<b>53.30</b>	<b>53.30</b>	<b>0</b>	<b>0.00</b>



(B)	Public shareholding																																								
1	Institutions																																								
(a)	Mutual Funds/ UTI																																								
(b)	Financial Institutions / Banks	6	38	10																																					
(c)	Central Government/ State Government(s)																																								
(d)	Venture Capital Funds																																								
(e)	Insurance Companies																																								
(f)	Foreign Institutional Investors																																								
(g)	Foreign Venture Capital Investors																																								
(h)	Any Other (specify)																																								
(h-i)																																									
(h-ii)																																									
	<b>Sub-Total (B)(1)</b>	<b>6</b>	<b>38</b>	<b>10</b>																																					
<b>B 2</b>	<b>Non-institutions</b>																																								
(a)	Bodies Corporate	120	1734	1506																																					
(b)	Individuals																																								
I	Individuals - i. Individual shareholders holding nominal share capital up to Rs 1 lakh	3979	26865	23662																																					
II	Individual shareholders holding nominal share capital in excess of Rs. 1 lakh.	1	2883	0																																					
(c)	Any Other (specify)																																								
(c-i)	NRIs	19	233	135																																					
(c-ii)	Clearing Member	0	0	0																																					
	<b>Sub-Total (B)(2)</b>	<b>4119</b>	<b>31715</b>	<b>25303</b>																																					
<b>(B)</b>	<b>Total Public Shareholding (B)= (B)(1)+(B)(2)</b>	<b>4125</b>	<b>31753</b>	<b>25313</b>																																					
	<b>TOTAL (A)+(B)</b>	<b>4130</b>	<b>68000</b>	<b>26949</b>																																					
<b>(C)</b>	<b>Shares held by Custodians and against which Depository Receipts have been issued</b>																																								
1	Promoter and Promoter Group																																								
2	Public																																								
	<b>Sub-Total (C)</b>	<b>0</b>	<b>0</b>	<b>0</b>																																					
	<b>GRAND TOTAL (A)+(B)+(C)</b>	<b>4130</b>	<b>68000</b>	<b>26949</b>																																					




Sr.No	Notes
1	Nil
2	Nil
3	Nil
4	Nil
5	Nil
6	Nil
7	Nil
8	Nil
9	Nil



(I)(b) Statement showing holding of securities (including shares, warrants, convertible securities) of persons belonging to the category "Promoter and Promoter Group"

Sr. No.	Name of the shareholder	Details of Shares held		Encumbered shares (*)		Details of warrants		Details of convertible securities		Total shares (including underlying shares assuming full conversion of warrants and convertible securities) as a % of diluted share capital
		Number of shares held	As a % of grand total (A)+(B)+(C)	No.	As a percentage (VI)=(VII)/(III)*100	Number of warrants held	As a % total number of warrants of the same class	Number of convertible securities held	As a % total number of convertible securities of the same class	
(I)	(II)	(III)	(IV)	(V)	(VI)=(VII)/(III)*100	(VIII)	(IX)	(X)	(XI)	(XII)
1	HARSHAVARDHAN B DOSHI	2070	3.04	0	0.00	0	0	0	0	0
2	LALAN AJAY KAPADIA	500	0.74	0	0.00	0	0	0	0	0
3	CARINA FINVEST LIMITED	5020	7.38	0	0.00	0	0	0	0	0
4	LANICA FINANCIAL SERVICES PRIVATE LIMITED	28366	41.71	0	0.00	0	0	0	0	0
5	Nihal Doshi	291	0.43	0	0.00	0	0	0	0	0
<b>TOTAL</b>		<b>36247</b>	<b>53.30</b>	<b>0</b>	<b>0.00</b>	<b>0</b>	<b>0</b>	<b>0</b>	<b>0</b>	<b>0</b>

(\*) The term "encumbrance" has the same meaning as assigned to it in regulation 28(3) of the SAST Regulations, 2011



(l)(c)(i) Statement showing holding of securities (including shares, warrants, convertible securities) of persons belonging to the category "Public" and holding more than 1% of the total number of shares

Sr. No.	Name of the shareholder	Number of shares held	Shares as a percentage of total number of shares (i.e., Grand Total (A)+(B)+(C) indicated in Statement at para (l) (a) above)	Details of warrants		Details of convertible securities		Total shares (including underlying shares assuming full conversion of warrants and convertible securities) as a % of diluted share capital
				Number of warrants held	As a % total number of warrants of the same class	Number of convertible securities held	% w.r.t total number of convertible securities of the same class	
1	HARSHAVARDHAN B DOSHI *	2883	4.24	0	0	0	0	0
<b>TOTAL</b>		<b>2,883</b>	<b>4.24</b>	<b>0</b>	<b>0</b>	<b>0</b>	<b>0</b>	<b>0</b>

\* Shares held on behalf of Trust



(1)(c)(ii) Statement showing holding of securities (including shares, warrants, convertible securities) of persons (together with PAC) belonging to the category "Public" and holding more than 5% of the total number of shares of the company

Sr. No.	Name(s) of the shareholder(s) and the Persons Acting in Concert (PAC) with them	Number of shares	Shares as a percentage of total number of shares (i.e., Grand Total (A)+(B)+(C) indicated in Statement at para (1)(a) above)	Details of warrants		Details of convertible securities		Total shares (including underlying shares assuming full conversion of warrants and convertible securities) as a % of diluted share capital
				Number of warrants	As a % total number of warrants of the same class	Number of convertible securities held	% w.r.t total number of convertible securities of the same class	
		0	0.00	0	0	0	0	0
<b>TOTAL</b>								



(D)(d) Statement showing details of locked-in shares

Sr. No.	Name of the shareholder	Promoter/Non Promoter	Number of locked-in shares	Locked-in shares as a percentage of total number of shares (i.e., Grand Total (A)+(B)+(C) indicated in Statement at para (D) (a) above)
1	Nil	-	-	0.00
2	Nil	-	-	0.00
3	Nil	-	-	0.00
4	Nil	-	-	0.00
5	Nil	-	-	0.00
6	Nil	-	-	0.00
7	Nil	-	-	0.00
8	Nil	-	-	0.00
9	Nil	-	-	0.00
10	Nil	-	-	0.00
<b>TOTAL</b>			<b>0</b>	<b>0.00</b>





(II)(a) Statement showing details of Depository Receipts (DRs)

Sr. No.	Type of outstanding DR (ADRs, GDRs, SDRs, etc.)	Number of outstanding DRs	Number of shares underlying outstanding DRs	Shares underlying outstanding DRs as a percentage of total number of shares (i.e., Grand Total (A)+(B)+(C) indicated in Statement at para (I)(a) above)
1	-	-	-	0.00
2	-	-	-	0.00
3	-	-	-	0.00
4	-	-	-	0.00
5	-	-	-	0.00
6	-	-	-	0.00
7	-	-	-	0.00
8	-	-	-	0.00
9	-	-	-	0.00
10	-	-	-	0.00
<b>TOTAL</b>		<b>0</b>	<b>0</b>	<b>0.00</b>



(ii)(b) Statement showing holding of Depository Receipts (DRs), where underlying shares held by "promoter/promoter group" are in excess of 1% of the total number of shares

Sr. No.	Name of the DR Holder	Type of outstanding DR (ADRs, GDRs, SDRs, etc.)	Number of shares underlying outstanding DRs	Shares underlying outstanding DRs as a percentage of total number of shares (i.e., Grand Total (A)+(B)+(C) indicated in Statement at para (I)(a) above)
1	-	-	-	0.00
2	-	-	-	0.00
3	-	-	-	0.00
4	-	-	-	0.00
5	-	-	-	0.00
6	-	-	-	0.00
7	-	-	-	0.00
8	-	-	-	0.00
9	-	-	-	0.00
10	-	-	-	0.00
<b>TOTAL</b>			<b>0</b>	<b>0.00</b>

