



Introductory sub-table (I)(a)			
Name of the Company: RAVI KUMAR DISTILLERES LTD			
Scrip Code, Name of the scrip, class of security: 533294			
Quarter ended: 30/09/2014			
Partly paid-up shares:-	No. of partly paid-up shares	As a % of total no. of partly paid-up shares	As a % of total no. of shares of the company
Held by promoter/promoter group	0	0	0
Held by public	0	0	0
Total	0	0	0
Outstanding convertible securities:-	No. of outstanding securities	As a % of total no. of outstanding convertible securities	As a % of total no. of shares of the company, assuming full conversion of the convertible securities
Held by promoter/promoter group	0	0	0
Held by public	0	0	0
Total	0	0	0
Warrants:-	No. of warrants	As a % of total no. of warrants	As a % of total no. of shares of the company, assuming full conversion of warrants
Held by promoter/promoter group	0	0	0
Held by public	0	0	0
Total	0	0	0
Total paid-up capital of the company, assuming full conversion of warrants and convertible securities	24000000		100



Statement Showing Shareholding Pattern

Category code	Category of Shareholder	Number of Shareholders	Table (I)(a)				Shares Pledged or otherwise encumbered		
			Total number of shares	Number of shares held in dematerialized form	Total shareholding as a percentage of total number of shares		Number of shares	As a percentage of (A+B+C)	As a percentage (IX) ¹ (VIII)/(I)*100
			(IV)	(V)	As a percentage of (A+B) ¹	(VI)			
(I)	(II)	(III)	(IV)	(V)	(VI)	(VII)	(VIII)	(IX) ¹ (VIII)/(I)*100	
(A)	Shareholding of Promoter and Promoter Group ²								
1	Indian								
(a)	Individuals/ Hindu Undivided Family	3	5652044	5652044	23.55	23.55	145497	2.57	
(b)	Central Government/ State Government(s)	0	0	0	0.00	0.00	0	0.00	
(c)	Bodies Corporate	0	0	0	0.00	0.00	0	0.00	
(d)	Financia Institutions/Banks	0	0	0	0.00	0.00	0	0.00	
(e)	Any Others(Specify)	0	0	0	0.00	0.00	0	0.00	
	Sub Total(A)(1)	3	5652044	5652044	23.55	23.55	145497	2.57	
2	Foreign								
a	Individuals (Non-Residents Individuals/ Foreign Individuals)	0	0	0	0.00	0.00	0	0	
b	Bodies Corporate	0	0	0	0.00	0.00	0	0	
c	Institutions	0	0	0	0.00	0.00	0	0	
d	Qualified Foreign Investor	0	0	0	0.00	0.00	0	0	
e	Any Others(Specify)	0	0	0	0.00	0.00	0	0	
	Sub Total(A)(2)	0	0	0	0.00	0.00	0	0.00	




		Total Shareholding of Promoter and Promoter Group (A) = (A)(1)+(A)(2)	3	5652044	5652044	23.55	23.55	145497	2.51
(B)	Public shareholding								
I	Institutions								
(a)	Mutual Funds/ UTI	0	0	0.00	0.00	0.00	0.00	0	0.00
(b)	Financial Institutions/ Banks	0	0	0.00	0.00	0.00	0.00	0	0.00
(c)	Central Government/State Government(s)	0	0	0.00	0.00	0.00	0.00	0	0.00
(d)	Venture Capital Funds	0	0	0.00	0.00	0.00	0.00	0	0.00
(e)	Insurance Companies	0	0	0.00	0.00	0.00	0.00	0	0.00
(f)	Foreign Institutional Investors	0	0	0.00	0.00	0.00	0.00	0	0.00
(g)	Foreign Venture Capital Investors	0	0	0.00	0.00	0.00	0.00	0	0.00
(h)	Qualified Foreign Investor	0	0	0.00	0.00	0.00	0.00	0	0.00
(i)	Any Other (specify)	0	0	0.00	0.00	0.00	0.00	0	0.00
	Sub-Total (B)(1)	0	0	0	0.00	0.00	0.00	0	0.00
B 2	Non-institutions								
(a)	Bodies Corporate	289	12206431	12206438	50.86	50.86	50.86	0	0.00
(b)	Individuals								
	Individuals - i. Individual shareholders holding nominal share capital up to Rs 1 lakh	8118	4006856	4006759	16.70	16.70	16.70	0	0.00
	ii. Individual shareholders holding nominal share capital in excess of Rs. 1 lakh.	55	1972961	1972961	8.22	8.22	8.22	0	0.00
(c)	Qualified Foreign Investor	0	0	0	0.00	0.00	0.00	0	0.00
(d)	Any Other (specify)								
(d-i)	Non-Resident Indians	34	132592	132592	0.55	0.55	0.55	0	0.00
(d-ii)	Clearing members	17	29109	29109	0.15	0.15	0.15	0	0.00
	Sub-Total (B)(2)	8513	18347956	18347869	76.45	76.45	76.45	0	0.00
(B)	Total Public Shareholding (B) = (B)(1)+(B)(2)	8513	18347956	18347869	76.45	76.45	76.45	0	0.00



	TOTAL (A)+(B)	8516	2400000	23999913	100.00	100.00	0	0.00
(C) Shares held by Custodians and against which Depository Receipts have been issued								
1 Promotee and Promoter Group	0	0	0	0	0	0	0	0.00
2 Public	0	0	0	0	0	0	0	0.00
Sub-Total (C)	0	0	0	0	0	0	0	0
GRAND TOTAL (A)+(B)+(C)	8516	2400000	23999913	100	0.00	145497	0.61	



Sr.No	Notes
1	NIL
2	
3	
4	
5	
6	
7	
8	
9	



[Handwritten signature]

(b) Statement showing holding of securities (including shares, warrants, convertible securities) of persons belonging to the category "Promoter and Promoter Group"												
Sl. No.	Name of the shareholder	Details of Shares held			Encumbered shares (*)			Details of warrants			Details of convertible securities	Total shares (including underlying shares assuming full conversion of warrants and convertible securities) as a % of diluted share capital
		Number of shares held	As a % of grand total (A)+(B)+(C)	No. of grand (A)	As a percentage (A)/(B)*(100)	No. of grand (A)+(B)+(C) of sub-classes (I)(a)	As a % of grand total (A)+(B)+(C)	Number of warrants held	As a % of total number of warrants of the same class	Number of convertible securities held		
(i)	(ii)	(iii)	(iv)	(v)	(vi)	(vii)	(viii)	(ix)	(x)	(xi)	(xii)	
1	Mr. R. V. Ravi Kumar	5500175	22.92	0	0.00	0.00	0	0	0	0	22.92	
2	Mrs. R. Amrithavali	148997	6.62	145497	97.65	0.61	0	0	0	0	0.62	
3	Mr. Siva Sankar V	2872	0.01	0	0.00	0.00	0	0	0	0	0.01	
TOTAL		565204	23.55	145497	2.57	0.61	0	0	0	0	23.55	

(*) The term "encumbrance" has the same meaning as assigned to it in regulation 28(3) of the SAST Regulations, 2011



(1)(c)(i) Statement showing holding of securities (including shares, warrants, convertible securities) of persons belonging to the category "Public" and holding more than 1% of the total number of shares						
Sr. No	Name of the shareholder	Number of shares held	Shares as a percentage of total number of shares i.e., Grand Total (A)+(B)+(C) indicated in Statement at para (1)(a) above}	Details of warrants		Total shares (including underlying shares assuming full conversion of warrants and convertible securities) as a % of diluted share capital
				Number of warrants held	As a % total number of warrants of the same class	
				Number of convertible securities held	% w.r.t total number of convertible securities of the same class	
1	BPI Holding Pvt. Ltd	3671000	15.31	0	0	15.31
2	Comfort Intech Ltd	2360000	9.86	0	0	9.86
3	Chiraag Suppliers Pvt. Ltd	1489906	6.17	0	0	6.17
4	Nandlal Yapaar Pv. Ltd	1409000	5.87	0	0	5.87
5	First Financial services Ltd	785301	3.27	0	0	3.27
6	Padma Inpex Pvt. Ltd	533848	2.22	0	0	2.22
7	Syncom Formulations (India) Ltd	511000	2.13	0	0	2.13
8	Kali RamGupta	286586	1.19	0	0	1.19
9	Joindre Capital Services Ltd-Margin A/c	264342	1.10	0	0	1.10
TOTAL		11311983	47.13	0	0	47.12



D(c)(ii) Statement showing holding of securities (including shares, warrants, convertible securities) of persons (together with PAC) belonging to the category "Public" and holding more than 5% of the total number of shares of the company									
Sr. No.	Name(s) of the shareholder(s) and the Persons Acting in Concert (PAC) with them	Number of shares	Shares as a percentage of total number of shares (i.e., Grand Total (A)+(B)+(C) indicated in Statement at para (I)(a) above)	Details of warrants		Details of convertible securities		Total shares (including underlying shares assuming full conversion of warrants and convertible securities) as a % of diluted share capital	
				Number of warrants	As a % total number of warrants of the same class	Number of convertible securities held	% w.r.t total number of convertible securities of the same class		
1	B2J Holding Pvt. Ltd	3675000	15.31	0	0	0	0	15.31	
2	Comfort Intech Ltd	2366000	9.86	0	0	0	0	9.86	
3	Chiraag Suppliers Pvt. Ltd	1480906	6.17	0	0	0	0	6.17	
4	Nandlal Vyasaar Pvt. Ltd	1409000	5.87	0	0	0	0	5.87	
TOTAL		8930906	37.21	0	0	0	0	37.21	



(IXd) Statement showing details of locked-in shares:			
Sr.No.	Name of the shareholder	Number of locked-in shares	Locked-in shares as a percentage of total number of shares {i.e., Grand Total (A)+(B)+(C) indicated in Statement at para (D)(a. above)}
		0	0.00
TOTAL			0.00



(ID)(a)	Statement showing details of Depository Receipts (DRs)	Type of outstanding DR (ADRs, GDRs, SDRs, etc.)	Number of outstanding DRs	Number of shares underlying outstanding DRs	Shares underlying outstanding DRs as a percentage of total number of shares {i.e., Grand Total (A)+(B)+(C) indicated in Statement at para (I)(a) above}
1					0.00
2					0.00
TOTAL			0	0	0.00



(1)(b) Statement showing holding of Depository Receipts (DRs), where underlying shares held by "promoter/promoter group" are in excess of 1% of the total number of shares

Sr. No.	Name of the DR Folder	Type of outstanding DR (ADRs, GDRs, SDRs, etc.)	Number of shares underlying outstanding DRs	Shares underlying outstanding DRs as a percentage of total number of shares [i.e., Grand Total (A)+(B)+(C) indicated in Statement at para (1)(a) above]
1				0.00
2				0.00
TOTAL			0	0.00

