



Introductory sub-table (I)(a)

Name of the Company : Rossell India Limited			
Scrip Code : BSE : 533168 CSE: 17341 NSE: ROSSELLIND			
Pp			
Class of security : EQUITY			
Quarter ended : 30.09.2014			
Partly paid-up shares:-			
	No. of partly paid-up shares	As a % of total no. of partly paid-up shares	As a % of total no. of shares of the company
Held by promoter/promoter group	0	0.00	0.00
Held by public	0	0.00	0.00
Total - D	0	0.00	0.00
Outstanding convertible securities:-			
	No. of outstanding securities	As a % of total no. of outstanding convertible securities	As a % of total no. of shares of the company, assuming full conversion of the convertible securities
Held by promoter/promoter group	0	0.00	0.00
Held by public	0	0.00	0.00
Total - E	0	0.00	0.00
Warrants:-			
	No. of warrants	As a % of total no. of warrants	As a % of total no. of shares of the company, assuming full conversion of warrants
Held by promoter/promoter group	0	0.00	0.00
Held by public	0	0.00	0.00
Total - F	0	0.00	0.00
Total paid-up capital of the company, assuming full conversion of warrants and convertible securities	Rs.73,392,950.00 (36,696,475 shares of Rs.2/- each)		

For Rossell India Limited




Chief Financial Officer - Cum - Company Secretary



Statement Showing Shareholding Pattern								
Category code	Category of Shareholder	Number of Shareholders	Table (I)(a)		Total shareholding as a percentage of total number of shares		Shares Pledged or otherwise encumbered	
			Total number of shares	Number of shares held in dematerialized form	As a percentage of (A+B) ¹	As a percentage of (A+B+C)	Number of shares	As a percentage
Pp	(II)	(III)	(IV)	(V)	(VI)	(VII)	(VIII)	(IX) = (VIII)/(IV)*100
(A)	Shareholding of Promoter and Promoter Group²							
1	Indian						N.A	N.A
(a)	Individuals/ Hindu Undivided Family	3	3,291,054	3,291,054	8.97	8.97		
(b)	Central Government/ State Government(s)							
(c)	Bodies Corporate	3	24,184,609	24,184,609	65.90	65.90		
(d)	Financial Institutions/ Banks							
(e)	Any Others(Specify)							
(e-i)								
(e-ii)								
	Sub Total(A)(1)	6	27,475,663	27,475,663	74.87	74.87	0	0.00
2	Foreign							
a	Individuals (Non-Residents Individuals/ Foreign Individuals)							
b	Bodies Corporate							
c	Institutions							
d	Qualified Foreign Investor							
e	Any Others(Specify)							
(e-i)								
(e-ii)								
	Sub Total(A)(2)	0	0	0	0.00	0.00	0	0.00
	Total Shareholding of Promoter and Promoter Group (A)= (A)(1)+(A)(2)	6	27,475,663	27,475,663	74.87	74.87	0	0.00
(B)	Public shareholding						N.A	N.A
1	Institutions							
(a)	Mutual Funds/ UTI	2	150,010	150,010	0.41	0.41		
(b)	Financial Institutions / Banks	3	90,300	0	0.24	0.24		
(c)	Central Government/ State Government(s)	1	150		0.00	0.00		
(d)	Venture Capital Funds							
(e)	Insurance Companies							
(f)	Foreign Institutional Investors	1	3,500,000	3,500,000	9.54	9.54		
(g)	Qualified Foreign Investor							
(h)	Foreign Venture Capital Investors							
(i-i)	Any Other (specify)							
(i-ii)	OCB							
	Sub-Total (B)(1)	7	3,740,460	3,650,010	10.19	10.19	0	0.00

For Rossell India Limited


Chief Financial Officer - Cum - Company Secretary



B 2	Non-institutions						N.A	N.A
(a)	Bodies Corporate	159	1,314,521	1,309,566	3.58	3.58		
(b)	Individuals							
I	i. Individual shareholders holding nominal share capital up to Rs 1 lakh	6,492	2,223,560	1,698,579	6.06	6.06		
II	ii. Individual shareholders holding nominal share capital in excess of Rs. 1 lakh.	7	1,762,123	1,612,123	4.81	4.81		
(c)	Qualified Foreign Investor							
(d)	Any Other (specify)							
(d-i)	NRI/OCB	40	44,937	44,787	0.13	0.13		
(d-ii)	Clearing Member	27	16,886	16,886	0.05	0.05		
d(iii)	Unclaimed Suspense Account	1	118,325	118,325	0.32	0.32		
	Sub-Total (B)(2)	6,726	5,480,352	4,800,266	14.94	14.94	0	0.00
(B)	Total Public Shareholding (B)= (B)(1)+(B)(2)	6,733	9,220,812	8,450,276	25.13	25.13	0	0.00
	TOTAL (A)+(B)	6,739	36,696,475	35,925,939	100.00	100.00	0	0.00
(C)	Shares held by Custodians and against which Depository Receipts have been issued							
1	Promoter and Promoter Group							
2	Public							
	Sub-Total (C)	0	0	0	0.00	0.00	0	0.00
	GRAND TOTAL (A)+(B)+(C)	6,739	36,696,475	35,925,939	100.00	100.00	0	0.00

For Rossell India Limited

[Signature]
Chief Financial Officer - Cum - Company Secretary



(D)(b) Statement showing holding of securities (including shares, warrants, convertible securities) of persons belonging to the category "Promoter and Promoter Group"

Quarter Ended : 30.09.2014

Sr. No.	Name of the shareholder	Details of Shares held		Encumbered shares (*)			Details of warrants		Details of convertible securities		Total shares (including underlying shares assuming full conversion of warrants and convertible securities) as a % of diluted share capital
		Number of shares held	As a % of grand total (A) +(B) +(C)	No.	As a percentage	As a % of grand total (A)+(B)+(C) of sub-class (I)(a)	Number of warrants held	As a % total number of warrants of the same class	Number of convertible securities held	As a % total number of convertible securities of the same class	
(i)	(ii)	(iii)	(iv)	(v)	(vi)=(v)/(iii)*100	(vii)	(viii)	(ix)	(x)	(xi)	(xii)
1	BMG ENTERPRISES LTD.	23,163,795	63.12	0	0.00	0.00	0	0.00	0	0.00	63.12
2	BMG INVESTMENTS PVT LTD	549,769	1.50	0	0.00	0.00	0	0.00	0	0.00	1.50
3	HARVIN ESTATE PVT.LTD.	471,045	1.28	0	0.00	0.00	0	0.00	0	0.00	1.28
4	HARSH MOHAN GUPTA	1,853,785	5.05	0	0.00	0.00	0	0.00	0	0.00	5.05
5	RISHAB MOHAN GUPTA	743,599	2.03	0	0.00	0.00	0	0.00	0	0.00	2.03
6	VINITA GUPTA	693,670	1.89	0	0.00	0.00	0	0.00	0	0.00	1.89
TOTAL		27,475,662	74.87	0	0.00	0.00	0	0.00	0	0.00	74.87
	Note : (*) - More than one folio clubbed										

(*) The term "encumbrance" has the same meaning as assigned to it in regulation 28(3) of the SAST Regulations, 2011

For Rossell India Limited

[Signature]
Chief Financial Officer - Cum - Company Secretary



(I)(c)(i) Statement showing holding of securities (including shares, warrants, convertible securities) of persons belonging to the category "Public" and holding more than 1% of the total number of shares

Quarter Ended : 30.09.2014

Sr. No.	Name of the shareholder	Number of shares held	Shares as a percentage of total number of shares (i.e., Grand Total (A)+(B)+(C) indicated in Statement at para (I)(a) above)	Details of warrants		Details of convertible securities		Total shares (including underlying shares assuming full conversion of warrants and convertible securities) as a % of diluted share capital
				Number of warrants held	As a % total number of warrants of the same class	Number of convertible securities held	% w.r.t total number of convertible securities of the same class	
1	ELARA INDIA OPPORTUNITIES FUND LIMITED	3,500,000	9.54	0	0.00	0	0.00	9.54
2	ASWINI AGARWAL	1,133,250	3.09	0	0.00	0	0.00	3.09
3	SEWASTUTI FINANCE PVT.LTD.	465,060	1.26	0	0.00	0	0.00	1.26
TOTAL		5,098,310	13.89	0	0.00	0	0.00	13.89
Note : (*) - More than one folio clubbed								

For Rossell India Limited

[Signature]
Chief Financial Officer - Cum - Company Secretary

