

Introductory sub-table (I)(a)

Name of the Company : RUCHI STRIPS AND ALLOYS LIMITED			
Scrip Code, Name of the scrip, class of security : 513295, RUCHISTR, EQUITY			
Quarter ended : 30/09/2014			
Partly paid-up shares:-	No. of partly paid-up shares	As a % of total no. of partly paid-up shares	As a % of total no. of shares of the company
	Held by promoter/promoter group		
	Held by public	NOT APPLICABLE	
Total			
Outstanding convertible securities:-	No. of outstanding securities	As a % of total no. of outstanding convertible securities	As a % of total no. of shares of the company, assuming full conversion of the convertible securities
	Held by promoter/promoter group		
	Held by public	NOT APPLICABLE	
Total			
Warrants:-	No. of warrants	As a % of total no. of warrants	As a % of total no. of shares of the company, assuming full conversion of warrants
	Held by promoter/promoter group		
	Held by public	NOT APPLICABLE	
Total			
Total paid-up capital of the company, assuming full conversion of warrants and convertible securities		49995701	




Statement Showing Shareholding Pattern

Category code	Category of Shareholder	Number of Shareholders	Table (I)(a)				Total shareholding as a percentage of total number of shares		Shares Pledged or otherwise encumbered
			Total number of shares	Number of shares held in dematerialized form	As a percentage of (A+B) ¹	As a percentage of (A+B+C)	(VIII)		
			(IV)	(V)	(VI)	(VII)			
(I)	(II)	(III)	(IV)	(V)	(VI)	(VII)	(VIII)		
(A)	Shareholding of Promoter and Promoter Indian								
(a)	Individuals/ Hindu Undivided Family	2	1305000	1305000	2.61	2.61	0		
(b)	Central Government/ State Government(s)	0	0	0	0.00	0.00	0		
(c)	Bodies Corporate	7	12830502	12830502	25.66	25.66	9953250		
(d)	Financial Institutions/ Banks	0	0	0	0.00	0.00	0		
(e)	Any Others(Specify)	0	0	0	0.00	0.00	0		
(e-i)		0	0	0	0.00	0.00	0		
(e-ii)		0	0	0	0.00	0.00	0		
	Sub Total(A)(I)	9	14135502	14135502	28.27	28.27	9953250		




2	Foreign											
a	Individuals (Non-Residents Individuals/ Foreign Individuals)	0	0	0	0	0.00	0.00	0	0	0.00	0.00	0
b	Bodies Corporate	0	0	0	0	0.00	0.00	0	0	0.00	0.00	0
c	Institutions	0	0	0	0	0.00	0.00	0	0	0.00	0.00	0
d	Qualified Foreign Investor	0	0	0	0	0.00	0.00	0	0	0.00	0.00	0
e	Any Others(Specify)	0	0	0	0	0.00	0.00	0	0	0.00	0.00	0
e-i		0	0	0	0	0.00	0.00	0	0	0.00	0.00	0
e-ii												
	Sub Total(A)(2)	0	0	0	0	0.00	0.00	0	0	0.00	0.00	0
	Total Shareholding of Promoter and	9	14135502	14135502	14135502	28.27	28.27	300	300	0.16	0.16	9953250
(B)	Public shareholding											
1	Institutions											
(a)	Mutual Funds/ UTI	4	79500	0	0	0.16	0.16	0	0	0.00	0.00	0
(b)	Financial Institutions / Banks	3	400	300	300	0.00	0.00	0	0	0.00	0.00	0
(c)	Central Government/ State Government(s)	0	0	0	0	0.00	0.00	0	0	0.00	0.00	0
(d)	Venture Capital Funds	0	0	0	0	0.00	0.00	0	0	0.00	0.00	0
(e)	Insurance Companies	0	0	0	0	0.00	0.00	0	0	0.00	0.00	0
(f)	Foreign Institutional Investors	0	0	0	0	0.00	0.00	0	0	0.00	0.00	0
(g)	Foreign Venture Capital Investors	0	0	0	0	0.00	0.00	0	0	0.00	0.00	0
(h)	Qualified Foreign Investor	0	0	0	0	0.00	0.00	0	0	0.00	0.00	0
(i)	Any Other (specify)	0	0	0	0	0.00	0.00	0	0	0.00	0.00	0
(i-i)		0	0	0	0	0.00	0.00	0	0	0.00	0.00	0
(i-ii)												
	Sub-Total (B)(1)	7	79900	300	300	0.16	0.16	0	0	0.16	0.16	0



B 2	Non-institutions								
(a)	Bodies corporate	179	24943489	24811789	49.89	49.89			0
(b)	Individuals								0
	Individuals -i. Individual shareholders holding nominal share capital up to Rs 1 lakh	22281	5796899	3037734	11.59	11.59			0
	ii. Individual shareholders holding nominal share capital in excess of Rs. 1 lakh.	48	5038391	3458391	10.08	10.08			0
(c)	Qualified Foreign Investor				0.00	0.00			0
(d)	Any Other (specify) Clearing member	4	1520	1520	0.00	0.00			0
(d-i)									
(d-ii)									
	Sub-Total (B)(2)	22512	35780299	31309434	71.57	71.57			0
(B)	Total Public Shareholding (B)= (B)(1)+(B)(2)	22519	35860199	31309734	71.73	71.73			0
	TOTAL (A)+(B)	22528	49995701	45445236	100.00	100.00			0
(C)	Shares held by Custodians and against which Depository Receipts have been issued								
1	Promoter and Promoter Group	0	0	0	0	0			0
2	Public	0	0	0	0	0			0
	Sub-Total (C)	0	0	0	0	0			0
	GRAND TOTAL (A)+(B)+(C)	22528	49995701	45445236	100.00	100.00			9953250





Sr.No	Notes
1	Total foreign shareholding is 1707204 equity shares (3.41% & No. of shareholders - 212) are held by NRI individuals belonging to Public Category.
2	
3	
4	
5	
6	
7	
8	
9	

(1)(b) Statement showing holding of securities (including shares, warrants, convertible securities) of persons belonging to the category "Promoter and Promoter Group"


Sr. No.	Name of the shareholder	Details of Shares held		Encumbered shares (*)			Details of warrants		Details of convertible securities		Total shares (including underlying shares assuming full conversion of warrants and convertible securities) as a % of diluted share capital
		Number of shares held	As a % of grand total (A)+(B)+(C)	No.	As a percentage	As a % of grand total (A)+(B)+(C) of sub-clause (I)(a)	Number of warrants held	As a % total number of warrants of the same class	Number of convertible securities held	As a % total number of convertible securities of the same class	
	(ii)	(iii)	(iv)	(v)	(vi)=(v)/(iii)*100	(vii)	(viii)	(ix)	(x)	(xi)	(xii)
1	Ruchi Soya Industries Ltd	1771700	3.54	0	0	0	0	0	0	0	3.54
2	APL International P Ltd	675000	1.35	0	0	0	0	0	0	0	1.35
3	Ruchi Acroni Industries Ltd	388852	0.78	0	0	0	0	0	0	0	0.78
4	Nutrela Marketing P Ltd	30000	0.06	0	0	0	0	0	0	0	0.06
5	Param Foundation P Ltd	6053987	12.11	6053987	42.83	12.11	0	0	0	0	12.11
6	Ruchi Infrastructure Ltd	11700	0.02	0	0	0	0	0	0	0	0.02
7	Ruchi Infotech Ltd	3899263	7.80	3899263	27.58	7.80	0	0	0	0	7.80
8	Abhadevi Shahra	5000	0.01	0	0	0	0	0	0	0	0.01
9	Savitridevi Shahra	1300000	2.60	0	0	0	0	0	0	0	2.60
TOTAL		14135502	28.27	9953250	70.41	19.91	0	0	0	0	28.27

(*) The term "encumbrance" has the same meaning as assigned to it in regulation 28(3) of the SAST Regulations, 2011



Statement showing holding of securities (including shares, warrants, convertible securities) of persons (together with PAC) belonging to the category "Public" and holding more than 5% of the total number of shares of the company

Sr. No.	Name(s) of the shareholder(s) and the Persons Acting in Concert (PAC) with them	Number of shares	Shares as a percentage of total number of shares {i.e., Grand Total (A)+(B)+(C) indicated in Statement at para (I)(a) above}	Details of warrants			Details of convertible securities		Total shares (including underlying shares assuming full conversion of warrants and convertible securities) as a % of diluted share capital
				Number of warrants	As a % total number of warrants of the same class	Number of convertible securities held	% w.r.t total number of convertible securities of the same class		
1	MONEY CAPFIN PVT LTD	4235796	8.47	0	0	0	0	0	8.47
2	ROHINI FOREX PVT LTD	3343134	6.69	0	0	0	0	0	6.69
3	TOP SEALS INDIA LTD	6976714	13.96	0	0	0	0	0	13.96
4	JUSH DEVELOPERS AND ERECTORS P LTD	3806000	7.61	0	0	0	0	0	7.61
5	JOYFUL DEVELOPERS P LTD	3806075	7.61	0	0	0	0	0	7.61
TOTAL		22167719	44.34	0	0	0	0	0	44.34



(D)(d) Statement showing details of locked-in shares

Sr. No.	Name of the shareholder	Number of locked-in shares	Locked-in shares as a percentage of total number of shares {i.e., Grand Total (A)+(B)+(C) indicated in Statement at para (D)(a) above}
1			
2			
3			
4			
5	NOT APPLICABLE		
6			
7			
8			
9			
TOTAL			



(II)(b) Statement showing holding of Depository Receipts (DRs), where underlying shares held by "promoter/promoter group" are in excess of 1% of the total number of shares

Sr. No.	Name of the DR Holder	Type of outstanding DR (ADRs, GDRs, SDRs, etc.)	Number of shares underlying outstanding DRs	Shares underlying outstanding DRs as a percentage of total number of shares {i.e., Grand Total (A)+(B)+(C) indicated in Statement at para (I)(a) above}
1				
2				
3				
4		NOT APPLICABLE		
5				
6				
7				
8				
9				
TOTAL				

