


**SPML INFRA LIMITED**

**Shareholding Pattern as on 30<sup>th</sup> September 2014**

Scrip Code : BSE - 500402 | NSE - SPMLINFRA  
 Class of Security : Equity


**Introductory sub-table**

Partly paid-up shares:-	No. of partly paid-up shares	As a % of total no. of partly paid-up shares	As a % of total no. of shares of the company
Held by promoter/promoter group	0		0.0000
Held by public	0		0.0000
<b>Total</b>	<b>0</b>		<b>0.0000</b>
Outstanding convertible securities:-	No. of outstanding securities	As a % of total no. of outstanding convertible securities	As a % of total no. of shares of the company, assuming full conversion of the convertible securities
Held by promoter/promoter group	0		0.0000
Held by public	0		0.0000
<b>Total</b>	<b>0</b>		<b>0.0000</b>
Warrants:-	No. of warrants	As a % of total no. of warrants	As a % of total no. of shares of the company, assuming full conversion of warrants
Held by promoter/promoter group	0		0.0000
Held by public	0		0.0000
<b>Total</b>	<b>0</b>		<b>0.0000</b>
<b>Total paid-up capital of the company, assuming full conversion of warrants and convertible securities</b>	<b>36650276</b>	<b>Shares of Rs.2/- each</b>	



**(I)(a) : Statement Showing Shareholding Pattern**

Category code	Category of Shareholder	No of Shareholders	Total No of Shares	No of shares held in dematerialized form	Total shareholding as a percentage of total number of shares		Shares Pledged or otherwise encumbered	
					As a % of(A+B) <sup>1</sup>	As a % of (A+B+C)	No of shares	As a %
(I)	(II)	(III)	(IV)	(V)	(VI)	(VII)	(VIII)	(IX)= (VIII)/(IV)*100
<b>(A)</b>	<b>Shareholding of Promoter &amp; Promoter Group<sup>2</sup></b>							
<b>1</b>	<b>Indian</b>							
(a)	Individuals/ Hindu Undivided Family	18	10,970,740	10,970,740	29.9336	29.9336		0.0000
(b)	Central Government/ State Government(s)	-	-	-	-	-		
(c)	Bodies Corporate	10	10,845,745	10,845,745	29.5925	29.5925		0.0000
(d)	Financial Institutions/ Banks	-	-	-	-	-		
(e)	Any Others(Specify)	-	-	-	-	-		
	<b>Sub Total(A)(1)</b>	<b>28</b>	<b>21,816,485</b>	<b>21,816,485</b>	<b>59.5261</b>	<b>59.5261</b>	-	0.0000
<b>2</b>	<b>Foreign</b>							
A	Individuals (Non-Residents Individuals/ Foreign Individuals)	-	-	-	-	-		
B	Bodies Corporate	-	-	-	-	-		
C	Institutions	-	-	-	-	-		
D	Qualified Foreign Investor	-	-	-	-	-		
E	Any Others(Specify)	-	-	-	-	-		
	<b>Sub Total(A)(2)</b>	<b>-</b>	<b>-</b>	<b>-</b>	<b>-</b>	<b>-</b>	-	
	<b>Total Shareholding of Promoter and Promoter Group (A)= (A)(1)+(A)(2)</b>	<b>28</b>	<b>21,816,485</b>	<b>21,816,485</b>	<b>59.5261</b>	<b>59.5261</b>	-	<b>0.0000</b>
<b>(B)</b>	<b>Public shareholding</b>							
<b>(1)</b>	<b>Institutions</b>							
(a)	Mutual Funds/ UTI	1	13,000	-	0.0355	0.0355		
(b)	Financial Institutions/ Banks	-	-	-	-	-		
(c)	Central Government/ State Government(s)	-	-	-	-	-		
(d)	Venture Capital Funds	-	-	-	-	-		
(e)	Insurance Companies	-	-	-	-	-		
(f)	Foreign Institutional Investors	-	-	-	-	-		
(g)	Foreign Venture Capital Investors	-	-	-	-	-		




Category code	Category of Shareholder	No of Shareholders	Total No of Shares	No of shares held in dematerialized form	Total shareholding as a percentage of total number of shares		Shares Pledged or otherwise encumbered	
(h)	Qualified Foreign Investor	-	-	-	-	-		
(i)	Any Other (specify)	-	-	-	-	-		
	<b>Sub-Total (B)(1)</b>	<b>1</b>	<b>13,000</b>	<b>-</b>	<b>0.0355</b>	<b>0.0355</b>		
<b>(B)(2)</b>	<b>Non-institutions</b>							
(a)	Bodies Corporate	278	11,989,005	11,974,700	32.7119	32.7119		
(b)	Individuals				-	-		
I	Individual shareholders holding nominal share capital up to Rs 1 lakh	5,420	2,247,624	1,925,106	6.1326	6.1326		
II	Individual shareholders holding nominal share capital in excess of Rs. 1 lakh.	4	537,364	537,364	1.4662	1.4662		
(c)	Qualified Foreign Investor	-	-	-	-	-		
(d)	Any Other (specify)				-	-		
(d-i)	Clearing Member	34	22,501	22,501	0.0614	0.0614		
(d-ii)	Non Resident Individual	60	24,297	24,297	0.0663	0.0663		
	<b>Sub-Total (B)(2)</b>	<b>5,796</b>	<b>14,820,791</b>	<b>14,483,968</b>	<b>40.4384</b>	<b>40.4384</b>		
<b>(B)</b>	<b>Total Public Shareholding (B) = (B)(1)+(B)(2)</b>	<b>5,797</b>	<b>14,833,791</b>	<b>14,483,968</b>	<b>40.4739</b>	<b>40.4739</b>		
	<b>TOTAL (A)+(B)</b>	<b>5,825</b>	<b>36,650,276</b>	<b>36,300,453</b>	<b>100.0000</b>	<b>100.0000</b>		
<b>(C)</b>	<b>Shares held by Custodians &amp; against which Depository Receipts have been issued</b>							
1	Promoter and Promoter Group	-	-	-	-	-		
2	Public	-	-	-	-	-		
	<b>Sub-Total (C)</b>	<b>-</b>	<b>-</b>	<b>-</b>	<b>-</b>	<b>-</b>		
	<b>GRAND TOTAL (A)+(B)+(C)</b>	<b>5,825</b>	<b>36,650,276</b>	<b>36,300,453</b>	<b>100.0000</b>	<b>100.0000</b>	<b>-</b>	<b>0.0000</b>




**(I)(b) : Statement showing holding of securities (including shares, warrants, convertible securities) of persons belonging to the category "Promoter and Promoter Group"**

Sr. No.	Name of the shareholder	Details of Shares held		Encumbered shares (*)			Details of warrants		Details of convertible securities		Total shares (including underlying shares assuming full conversion of warrants & convertible securities) as a % of diluted share capital
		No of shares held	As a % of grand total (A) +(B) +( C )	No.	As a %	As a % of grand total (A)+(B)+( C) of sub-clause (I)(a )	No of warrants held	As a % total no of warrants of the same class	No of convertible securities held	As a % total no of convertible securities of the same class	
(I)	(II)	(III)	(IV)	(V)	(VI)= (V)/(III) *100	(VII)	(VIII)	(IX)	(X)	(XI)	(XII)
1	ANIL KUMAR SETHI	1903335	5.1932	0	0.00	0.00	0	0	0	0	5.1932
2	SUBHASH CHAND SETHI	1523280	4.1563	0	0.00	0.00	0	0	0	0	4.1563
3	PRITI DEVI SETHI	1447025	3.9482	0	0.00	0.00	0	0	0	0	3.9482
4	SUSHIL KUMAR SETHI	1072735	2.9269	0	0.00	0.00	0	0	0	0	2.9269
5	HARSHVARDHAN SETHI	613930	1.6751	0	0.00	0.00	0	0	0	0	1.6751
6	DEEPAK SETHI	582250	1.5887	0	0.00	0.00	0	0	0	0	1.5887
7	ABHINANDAN SETHI	539735	1.4727	0	0.00	0.00	0	0	0	0	1.4727
8	PUNAM CHAND SETHI	494625	1.3496	0	0.00	0.00	0	0	0	0	1.3496
9	SUBHASH CHAND SETHI	450020	1.2279	0	0.00	0.00	0	0	0	0	1.2279
10	SUSHIL KUMAR SETHI	389870	1.0638	0	0.00	0.00	0	0	0	0	1.0638
11	PUNAM CHAND SETHI	372735	1.0170	0	0.00	0.00	0	0	0	0	1.0170
12	MAINA DEVI SETHI	351485	0.9590	0	0.00	0.00	0	0	0	0	0.9590
13	ANIL KUMAR SETHI	333735	0.9106	0	0.00	0.00	0	0	0	0	0.9106
14	SANDHYA RANI SETHI	263220	0.7182	0	0.00	0.00	0	0	0	0	0.7182
15	SUMAN SETHI	183735	0.5013	0	0.00	0.00	0	0	0	0	0.5013



16	SHILPA SETHI	181515	0.4953	0	0.00	0.00	0	0	0	0	0.4953
17	SUBHASH CHAND SETHI	174510	0.4761	0	0.00	0.00	0	0	0	0	0.4761
18	RISHAB SETHI	93000	0.2537	0	0.00	0.00	0	0	0	0	0.2537
19	ZOOM INDUSTRIAL SERVICES LTD	3073510	8.3860	0	0.00	0.00	0	0	0	0	8.3860
20	20TH CENTURY ENGINEERING LIMITED	1437900	3.9233	0	0.00	0.00	0	0	0	0	3.9233
21	BHARAT HYDRO POWER CORPORATION LIMITED	1391470	3.7966	0	0.00	0.00	0	0	0	0	3.7966
22	SPM ENGINEERS LIMITED	1279665	3.4916	0	0.00	0.00	0	0	0	0	3.4916
23	INTERNATIONAL CONSTRUCTION S LIMITED	880945	2.4037	0	0.00	0.00	0	0	0	0	2.4037
24	ARIHANT LEASING AND HOLDING LIMITED	436020	1.1897	0	0.00	0.00	0	0	0	0	1.1897
25	SPML INDIA LIMITED	2335735	6.3730	0	0.00	0.00	0	0	0	0	6.3730
26	SONAL AGENCIES PVT LTD	6500	0.0177	0	0.00	0.00	0	0	0	0	0.0177
27	RISHAB COMMERCIALS PRIVATE LIMITED	2000	0.0055	0	0.00	0.00	0	0	0	0	0.0055
28	ABHINANDAN ENTERPRISES PRIVATE LIMITED	2000	0.0055	0	0.00	0.00	0	0	0	0	0.0055
<b>TOTAL</b>		<b>21816485</b>	<b>59.5261</b>	<b>0</b>	<b>0.00</b>	<b>0.00</b>	<b>0</b>	<b>0</b>	<b>0</b>	<b>0</b>	<b>59.5261</b>

(\*) The term "encumbrance" has the same meaning as assigned to it in regulation 28(3) of the SAST Regulations, 2011




**(I)(c)(i) : Statement showing holding of securities (including shares, warrants, convertible securities) of persons belonging to the category "Public" and holding more than 1% of the total no of shares**

Sr. No.	Name of the shareholder	No of shares held	Shares as a percentage of total number of shares {i.e., Grand Total (A)+(B)+(C) indicated in Statement at para (I)(a) above}	Details of warrants		Details of convertible securities		Total shares (including underlying shares assuming full conversion of warrants and convertible securities) as a % of diluted share capital
				No of warrants held	As a % total number of warrants of the same class	Number of convertible securities held	% w.r.t total no of convertible securities of the same class	
1	CLIENT ROSEHILL LIMITED	3521575	9.6086	0	0	0	0	9.6086
2	UDGAM COMMERCIAL LIMITED	2000000	5.4570	0	0	0	0	5.6758
3	CVCIGP II EMPLOYEE ROSEHILL LIMITED	1972301	5.3814	0	0	0	0	5.3814
4	MAYANK SECURITIES PVT. LTD.	1157944	3.1594	0	0	0	0	3.1514
5	TECHNO MECHANICAL SERVICES PVT LTD	728982	1.9890	0	0	0	0	1.989
6	SYSTEMATIX FINCORP INDIA LIMITED	654583	1.7860	0	0	0	0	1.786
7	AGILITY CONSULTANCY PRIVATE LIMITED	439997	1.2005	0	0	0	0	1.2005
<b>TOTAL</b>		<b>10475382</b>	<b>28.5820</b>	<b>0</b>	<b>0</b>	<b>0</b>	<b>0</b>	<b>28.7927</b>

**(I)(c)(ii) : Statement showing holding of securities (including shares, warrants, convertible securities) of persons (together with PAC) belonging to the category "Public" and holding more than 5% of the total number of shares of the company**

Sr. No.	Name(s) of the shareholder(s) and the Persons Acting in Concert (PAC) with them	Number of shares	Shares as a percentage of total number of shares {i.e., Grand Total (A)+(B)+(C) indicated in Statement at para (I)(a) above}	Details of warrants		Details of convertible securities		Total shares (including underlying shares assuming full conversion of warrants and convertible securities) as a % of diluted share capital
				No of warrants	As a % total no of warrants of the same class	No of convertible securities held	% w.r.t total no of convertible securities of the same class	
1	CLIENT ROSEHILL LIMITED	3521575	9.6086	0	0	0	0	9.6086
2	UDGAM COMMERCIAL LIMITED	2000000	5.4570	0	0	0	0	5.6758
3	CVCIGP II EMPLOYEE ROSEHILL LIMITED	1972301	5.3814	0	0	0	0	5.3814
<b>TOTAL</b>		<b>7493876</b>	<b>20.4470</b>	<b>0</b>	<b>0</b>	<b>0</b>	<b>0</b>	<b>20.6658</b>



**(I)(d): Statement showing detail of locked-in shares**

Sr. No.	Name of the shareholder	Number of locked-in shares	Locked-in shares as a percentage of total number of shares (i.e., Grand Total (A)+(B)+(C) indicated in Statement at para (I)(a) above)	Promoter/Promoter Group/ Public
Nil				

**(II)(a): Statement showing detail of Depository Receipts (DRs)**

Sr. No.	Type of outstanding DR (ADRs, GDRs, SDRs, etc.)	Number of outstanding DRs	Number of shares underlying outstanding DRs	Shares underlying outstanding DRs as a percentage of total number of shares (i.e., Grand Total (A)+(B)+(C) indicated in Statement at para (I)(a) above)
Nil				

**(II)(b): Statement showing holding of Depository Receipts (DRs), where underlying shares held by "promoter/promoter group" are in excess of 1% of the total number of shares**

Sr. No.	Name of the DR Holder	Type of outstanding DR (ADRs, GDRs, SDRs, etc.)	Number of shares underlying outstanding DRs	Shares underlying outstanding DRs as a percentage of total number of shares (i.e., Grand Total (A)+(B)+(C) indicated in Statement at para (I)(a) above)
Nil				

For **SPML infra Ltd**

  
Abhay Raj Singh  
Company Secretary

