

I (a) STATEMENT SHOWING SHAREHOLDING PATTERN

Name of the Company : Sakthi Sugars Limited

Scrip Code: SAKHTISUG Name of the Scrip: SAKTHI SUGARS LIMITED Class of Security: EQUITY SHARES

	No. of partly paid-up shares	Quarter ended		30th September 2014
		As a % of total no. of partly paid-up shares	As a % of total no. of shares of the company	
Partly Paid-up shares:-				
Held by promoter/promoter group	-Nil-	-Nil-	-Nil-	-Nil-
Held by public	-Nil-	-Nil-	-Nil-	-Nil-
Total	-Nil-	-Nil-	-Nil-	-Nil-
Outstanding Convertible securities:- (FCCB - Optionally convertible)	No. of outstanding securities	As a % of total no. of outstanding convertible securities	As a % of total no. of shares of the company, assuming full conversion of the convertible securities	
Held by promoter/promoter group	-Nil-	-Nil-	-Nil-	-Nil-
Held by public @	166	100%	3.90%	
Total	166	100%	3.90%	
Warrants:-	No. of warrants	As a % of total no. of warrants	As a % of total no. of shares of the company, assuming full conversion of warrants	
Held by promoter/promoter group	-Nil-	-Nil-	-Nil-	-Nil-
Held by public	-Nil-	-Nil-	-Nil-	-Nil-
Total	-Nil-	-Nil-	-Nil-	-Nil-

Total paid-up capital of the comp # 1001148010
assuming full conversion of warrants & convertible securities

@ Foreign Currency Convertible Bonds of face value of USD 100,000 each.
 # Conversion is as per Offering Circular




Category Code	Category of shareholder	Number of shareholders	Total no of shares	Number of shares held in dematerialised form	Total shareholding as a percentage of total number of shares		Shares Pledged or otherwise encumbered	
					As a percentage of (A+B)	As a percentage of (A+B+C)		
I	II	III	IV	V	VI	VII	VIII	IX
(A)								(VIII / IV*100)
1	Promoter and promoter group Indian							
(a)	Individuals	10	2841604	2841604	2.95	2.95	2199100	77.39
(b)	Hindu Undivided family	0	0	0	0.00	0.00	0	0
(c)	Central Government / State Government	3	69261573	69261573	71.99	71.99	7509900	10.84
(d)	Bodies Corporate	0	0	0	0.00	0.00	0	0
(e)	Financial Institutions/Banks	0	0	0	0.00	0.00	0	0
	Any other (specify)	0	0	0	0.00	0.00	0	0
	Sub-total (A) (1)	13	72103177	72103177	74.94	74.94	9709000	13.47
2	Foreign							
(a)	Individual (Non-resident)/Individuals/Foreign individuals							
(b)	Bodies Corporate							
(c)	Institutions							
(d)	Qualified Foreign Investor							
(e)	Any other (specify)							
	Sub-total (A) (2)	0	0	0	0.00	0.00	0	0
	Total shareholding of promoter and promoter group							
	(A) = (A)(1) + (A)(2)	13	72103177	72103177	74.94	74.94	9709000	13.47
(B)	Public Shareholding							
1	Institutions							
(a)	Mutual Funds / UTI	13	6960	50	0.01	0.01	NA	NA
(b)	Financial Institutions / Banks	5	40600	40300	0.04	0.04	NA	NA
(c)	Central Government/ State Government(s)	2	919099	424000	0.96	0.96		
(d)	Venture Capital Funds	0	0	0	0.00	0.00		
(e)	Insurance Companies	0	0	0	0.00	0.00		
(f)	Foreign Institutional Investors	6	140907	139857	0.15	0.15		
(g)	Foreign Venture Capital Investors	0	0	0	0.00	0.00		
(h)	Qualified Foreign Investors	0	0	0	0.00	0.00		
(i)	Any other (Specify)	0	0	0	0.00	0.00		
	Sub-total (B) (1)	26	1107566	604207	1.15	1.15	0	0.00

* Held by Corporations owned by State Government




2	Non-institutions (a) Bodies Corporate (b) Individuals - i. Individual share holders holding nominal share capital up to Rs 1 lakh ii. Individual share holders holding nominal share capital in excess of Rs 1 lakh (c) Qualified Foreign Investors (d) Any other (Specify): i. Trust ii. Clearing member iii. Market Maker iv. Foreign Nationals v. NRI (Repatriate) vi. NRI (Non-Repatriate) vii. OCBs viii. Office Bearers ix. HUF	612	2491317	2476576	2.59	2.59	NA	NA
		41186	14665667	13793458	15.24	15.24	NA	NA
		174	4312423	4312423	4.48	4.48	NA	NA
		0	0	0	0.00	0.00	NA	NA
		3	9600	9600	0.01	0.01	NA	NA
		70	95131	95131	0.10	0.10	NA	NA
		28	59511	59511	0.06	0.06	NA	NA
		1	100	100	0.00	0.00	NA	NA
		200	849196	848996	0.88	0.88	NA	NA
		59	203258	203008	0.21	0.21	NA	NA
		0	0	0	0.00	0.00	NA	NA
		350	47136	7060	0.05	0.05	NA	NA
		199	269197	269197	0.28	0.28	NA	NA
	Sub-total (B) (2)	42882	23002536	22075060	23.91	23.91	NA	NA
	Total public share-holding (B) = (B)(1) + (B)(2)	42908	24110102	22679267	25.06	25.06	NA	NA
	Total (A) + (B)	42921	96213279	94782444	100.00	100.00	9709000	10.09
(C)	Shares held by Custodians and against which Depository Receipts have been issued	0	0	0	0.00	0.00	NA	NA
(1)	Promoter and Promoter Group	0	0	0	0.00	0.00	NA	NA
(2)	Public	0	0	0	0.00	0.00	NA	NA
	Grand Total (A)+(B) + (C)	42921	96213279	94782444	100.00	100.00	9709000	10.09
	NA - Not Applicable							



(1)(b) Statement showing holding of securities (including shares, warrants, convertible securities) of persons belonging to the category "Promoter and Promoter Group"														
Sr. No.	Name of the shareholder	Details of Shares held			No.	Encumbered Shares (*)			Details of warrants			Details of Convertible Securities		
		No. of shares held	As a % of grand total (A) + (B) + (C)	(III)		As a % of grand total (A) + (B) + (C) of sub-clause (1)(a)	(VII)	As a % of total warrants held	(VIII)	As a % of total convertible securities held	(IX)	As a % of total convertible securities of the same class	(X)	(XI)
(I)	(II)	(III)	(IV)	(V)	(VI)	(VII)	(VIII)	(IX)	(X)	(XI)	(XII)	(XIII)	(XIV)	(XV)
1	Dr.N Mahalingam	145100	0.15	145100	100.00	0.15	0	0.00	0	0.00	0	0.00	0.14	
2	Sri M Manickam	1914200	1.99	1654000	86.41	1.72	0	0.00	0	0.00	0	0.00	1.91	
3	Sri M Balasubramaniam	337325	0.35	200000	59.29	0.21	0	0.00	0	0.00	0	0.00	0.34	
4	Sri M Srinivasan	201000	0.21	200000	99.50	0.21	0	0.00	0	0.00	0	0.00	0.20	
5	Smt.M.Mariammal	100	0.00	0	0.00	0.00	0	0.00	0	0.00	0	0.00	0.00	
6	Smt.B.Vimodhini	16860	0.02	0	0.00	0.00	0	0.00	0	0.00	0	0.00	0.02	
7	Smt.Karunambal Vanavarayar	205000	0.21	0	0.00	0.00	0	0.00	0	0.00	0	0.00	0.20	
8	Sri. B.K.Vanavarayar	5019	0.01	0	0.00	0.00	0	0.00	0	0.00	0	0.00	0.01	
9	Smt.K.Karagaavalli	12000	0.01	0	0.00	0.00	0	0.00	0	0.00	0	0.00	0.01	
10	Sri Shankar Vanavarayar	5000	0.01	0	0.00	0.00	0	0.00	0	0.00	0	0.00	0.01	
11	ABT Limited	67463540	70.12	7509900	11.13	7.81	0	0.00	0	0.00	0	0.00	67.39	
12	Sakthi Finance Ltd	552833	0.57	0	0.00	0.00	0	0.00	0	0.00	0	0.00	0.55	
13	Sri Chamundeswari Sugars Ltd	1245200	1.29	0	0.00	0.00	0	0.00	0	0.00	0	0.00	1.24	
TOTAL		72103177	74.94	9709000	13.47	10.09	0.00	0.00	0.00	0.00	0.00	0.00	72.02	

(1)(c)(i) Statement showing holding of securities (including shares, warrants, convertible securities) of persons belonging to the category "Public" and holding more than 1% of the total number of shares

Sr. No.	Name of the shareholder	Number of shares held	Shares as a percentage of total number of shares (i.e., Grand Total (A)+(B)+(C) indicated in Statement at para (1)(a) above)	Details of warrants		Details of Convertible Securities		Total shares (including underlying shares assuming full conversion of warrants and convertible securities) as a % of diluted share capital
				Number of warrants held	As a % total number of warrants of the same class	Number of convertible securities held	% w.r.t. total number of convertible securities of the same class	
1	Nil	Nil	Nil	Nil	Nil	Nil	Nil	Nil




(1)(c)(ii) Statement showing holding of securities (including shares, warrants, convertible securities) of persons (together with PAC) belonging to the category "Public" and holding more than 5% of the total number of shares of the company

Sr. No.	Names of the shareholder(s) and the Persons Acting in Concert (PAC) with them	Number of shares	Shares as a percentage of total number of shares {i.e., Grand Total (A)+(B)+(C) indicated in Statement at para (1)(a) above}	Details of warrants		Details of Convertible Securities			Total shares (including underlying shares assuming full conversion of warrants and convertible securities) as a % of diluted share capital
				Number of warrants held	As a % total number of warrants of the same class	Number of convertible securities held	% w.r.t. total number of convertible securities of the same class		
	Nil	Nil	Nil	Nil	Nil	Nil	Nil	Nil	Nil
	Total								

(1)(d) Statement showing details of locked-in shares

Serial No	Name of the shareholder	No of locked-in shares	Locked-in Shares as a percentage of total number of shares (i.e Grand Total (A) + (B) + (c) indicated in statement at para (1)(a) above)
1	A B T Limited	67463540	70.12
	Total		



(II)(a) Statement showing details of Depository Receipts (DRs)

Serial No	Type of outstanding DR (ADRs, GDRs, SDRs, etc.)	Number of outstanding DRs	Number of shares underlying outstanding DRs	Shares underlying outstanding DRs as a percentage of total number of shares (i.e. Grand total (A) + (B) + (C) indicated in statement at para (I)(a) above)
	Nil		Nil	Nil
Total				

(II)(b) Statement showing holding of Depository Receipts (DRs), where the underlying shares held by 'Promoter/Promoter group' are in excess of 1% of the total number of shares

Serial No	Name the DR holder	Type of outstanding DR (ADRs, GDRs, SDRs etc.)	Number of shares underlying outstanding DRs	Shares underlying outstanding DRs as a percentage of total number of shares (i.e. Grand total (A) + (B) + (C) indicated in statement at para (I)(a) above)
	Nil		Nil	Nil
Total				

