

Introductory sub-table (I)(a)


Name of the Company: SILVEROAK COMMERCIAL LIMITED
 Scrip Code : 512197, Name of the scrip : SILVERO, class of security: EQUITY
 Quarter ended: September 2014

Partly paid-up shares:-	No. of partly paid-up shares	As a % of total no. of partly paid-up shares	As a % of total no. of shares of the company
Held by promoter/promoter group		0	0
Held by public		0	0
Total	0	0	0

Outstanding convertible securities:- No. of outstanding securities	As a % of total no. of outstanding convertible securities	As a % of total no. of shares of the company, assuming full conversion of the convertible securities
Held by promoter/promoter group	0	0
Held by public	0	0
Total	0	0


Warrants:-	No. of warrants	As a % of total no. of warrants	As a % of total no. of shares of the company, assuming full conversion of warrants
Held by promoter/promoter group		0	0
Held by public		0	0
Total	0	0	0

Total paid-up capital of the company, assuming full conversion of warrants and convertible securities **2750000**




Statement Showing Shareholding Pattern

Category code	Category of Shareholder	Table (I)(a)					Shares Pledged or otherwise encumbered	
		Number of Shareholders	Total number of shares	Number of shares held in dematerialized form	Total shareholding as a percentage of total number of shares		Number of shares	As a percentage
					As a percentage of (A+B) ¹	As a percentage of (A+B+C)		
(I)	(II)	(III)	(IV)	(V)	(VI)	(VII)	(VIII)	(IX) = (VIII)/(VI)*100
(A)	Shareholding of Promoter and Promoter Group²							
1	Indian							
(a)	Individuals/ Hindu Undivided Family	6	409670	409270	14.90	14.90		0.00
(b)	Central Government/ State Government(s)				0.00	0.00		0.00
(c)	Bodies Corporate	1	5000	0	0.18	0.18		0.00
(d)	Financial Institutions/ Banks				0.00	0.00		0.00
(e)	Any Others(Specify)				0.00	0.00		0.00
(e-i)					0.00	0.00		0.00
(e-ii)					0.00	0.00		0.00
	Sub Total(A)(1)	7	414670	409270	15.08	15.08	0	0.00
2	Foreign							
a	Individuals (Non-Residents Individuals/ Foreign Individuals)				0.00	0.00		0.00
b	Bodies Corporate				0.00	0.00		0.00
c	Institutions				0.00	0.00		0.00
d	Qualified Foreign Investor				0.00	0.00		0.00
e	Any Others(Specify)				0.00	0.00		0.00
e-i					0.00	0.00		0.00
e-ii								
	Sub Total(A)(2)	0	0	0	0.00	0.00	0	0.00
	Total Shareholding of Promoter and Promoter Group (A) = (A)(1)+(A)(2)	7	414670	409270	15.08	15.08	0	0.00
(B)	Public shareholding							
1	Institutions							



(a)	Mutual Funds/ UTI										
(b)	Financial Institutions / Banks								0.00	0.00	
(c)	Central Government/ State Government(s)								0.00	0.00	
(d)	Venture Capital Funds								0.00	0.00	
(e)	Insurance Companies								0.00	0.00	
(f)	Foreign Institutional Investors								0.00	0.00	
(g)	Foreign Venture Capital Investors								0.00	0.00	
(h)	Qualified Foreign Investor								0.00	0.00	
(i)	Any Other (specify)								0.00	0.00	
(i-i)											
(i-ii)											
	Sub-Total (B)(1)				0	0		0	0.00	0.00	
B 2	Non-institutions										
(a)	Bodies Corporate			17	77627		62447		2.82	2.82	
(b)	Individuals								0.00	0.00	
I	Individuals - i. Individual shareholders holding nominal share capital up to Rs 1 lakh			313	266626		206356		9.70	9.70	
II	Individual shareholders holding nominal share capital in excess of Rs. 1 lakh.			29	1983097		1983097		72.11	72.11	
(c)	Qualified Foreign Investor								0.00	0.00	
(d)	Any Other (specify)								0.00	0.00	
(d-i)	Clearing members			3	1980		1980		0.07	0.07	
(d-ii)	NRI/OCB's			1	6000		6000		0.22	0.22	
	Sub-Total (B)(2)			363	2335330		2259880		84.92	84.92	
(B)	Total Public Shareholding (B)= (B)(1)+(B)(2)			363	2335330		2259880		84.92	84.92	
	TOTAL (A)+(B)			370	2750000		2669150		100.00	100.00	
(C)	Shares held by Custodians and against Depository Receipts have been issued										
1	Promoter and Promoter Group								0.00	0.00	0.00
2	Public								0.00	0.00	
	Sub-Total (C)			0	0		0		0	0	
	GRAND TOTAL (A)+(B)+(C)			370	2750000		2669150		100.00	100.00	0.00




Sr.No	Notes
1	
2	
3	
4	
5	
6	
7	
8	
9	



(I)(b) Statement showing holding of securities (including shares, warrants, convertible securities) of persons belonging to the category "Promoter and Promoter Group"


Sr. No.	Name of the shareholder	Details of Shares held		Encumbered shares (*)			Details of warrants		Details of convertible securities		Total shares (including underlying shares assuming full conversion of warrants and convertible securities) as a % of diluted share capital
		No. of shares held	As a % of grand total (A)+(B)+(C)	No.	As a percentage (VI)=(V)/(III)*100	As a % of grand total (A)+(B)+(C) of sub-clause (I)(a)	Number of warrants held	As a % total number of warrants of the same class	Number of convertible securities held	As a % total number of convertible securities of the same class	
	(I)	(II)	(IV)	(V)	(VI)	(VII)	(VIII)	(IX)	(X)	(XI)	(XII)
1	Ashish Ramavatar Sharma	17270	0.63		0.00	0.00		0		0	0.63
2	Dhananjay Rajendra Kale	125000	4.55		0.00	0.00		0		0	4.55
3	Lalita R Sharma	22000	0.80		0.00	0.00		0		0	0.80
4	Prabhakar Sonu Auate	110000	4.00		0.00	0.00		0		0	4.00
5	Ramavtar Bhagwandas Sharma	135000	4.91		0.00	0.00		0		0	4.91
6	Ranjilal Anantaram Sharma	400	0.01		0.00	0.00		0		0	0.01
7	Neema Trading Pvt. Ltd.	5000	0.18		0.00	0.00		0		0	0.18
	TOTAL	414670	15.08	0	0.00	0.00	0	0	0	0	15.08



(*) The term "encumbrance" has the same meaning as assigned to it in regulation 28(3) of the SAST Regulations, 2011

(D)(c)(i) Statement showing holding of securities (including shares, warrants, convertible securities) of persons belonging to the category "Public" and holding more than 1% of the total number of shares

Sr. No.	Name of the shareholder	Number of shares held	Shares as a percentage of total number of shares {i.e., Grand Total (A)+(B)+(C) indicated in Statement at para (I)(a) above}	Details of warrants		Details of convertible securities		Total shares (including underlying shares assuming full conversion of warrants and convertible securities) as a % of diluted share capital
				Number of warrants held	As a % total number of warrants of the same class	Number of convertible securities held	% w.r.t total convertible securities of the same class	
1	Chokshi Archana A	45050	1.64	0	0	0	0	1.64
2	Chokshi Atul Chimanlal	135000	4.91	0	0	0	0	4.91
3	Anil Ramdas Patil	97236	3.54	0	0	0	0	3.54
4	Pravin Patil	95500	3.47	0	0	0	0	3.47
5	Lalit Kumar Dangi	100000	3.64	0	0	0	0	3.64
6	Neha Saraf	39495	1.44	0	0	0	0	1.44
7	Purushottam K Saraf	120000	4.36	0	0	0	0	4.36
8	Madhavi Suresh Joshi	40000	1.45	0	0	0	0	1.45
9	Mukund L Patel	40000	1.45	0	0	0	0	1.45
10	Prafulla Nayak	110000	4.00	0	0	0	0	4.00
11	Prakash Harilal Pandya	140000	5.09	0	0	0	0	5.09
12	Vijaykumar C Kansara	43775	1.59	0	0	0	0	1.59
13	Santosh Dilip Dhange	135000	4.91	0	0	0	0	4.91
14	Taruna Bharat Jain	35700	1.30	0	0	0	0	1.30
15	Tushar Rangnath Patil	135000	4.91	0	0	0	0	4.91
16	Ram Gopal Ramgarhia	28049	1.02	0	0	0	0	1.02
17	Khubchand Bhanwarlal Rathi	455000	16.55	0	0	0	0	16.55
TOTAL		1794805	65.27	0	0	0	0	65.27




(D)(c)(ii) Statement showing holding of securities (including shares, warrants, convertible securities) of persons (together with PAC) belonging to the category "Public" and holding more than 5% of the total number of shares of the company

Sr. No.	Name(s) of the shareholder(s) and the Persons Acting in Concert (PAC) with them	Number of shares	Shares as a percentage of total number of shares {i.e., Grand Total (A)+(B)+(C) indicated in Statement at para (D)(a) above}	Details of warrants		Details of convertible securities		Total shares (including underlying shares assuming full conversion of warrants and convertible securities) as a % of diluted share capital
				Number of warrants	As a % total number of warrants of the same class	Number of convertible securities held	% w.r.t total number of convertible securities of the same class	
1	Khubchand Bhanwarlal Rathi	455000	16.55		0	0	16.55	
2	Prakash Harilal Pandya	140000	5.09		0	0	5.09	
3			0.00		0	0	0.00	
TOTAL		595000	21.64	0	0	0	21.64	



(D)(d) Statement showing details of locked-in shares

Sr. No.	Name of the shareholder	Number of locked-in shares	Locked-in shares as a percentage of total number of shares {i.e., Grand Total (A)+(B)+(C) indicated in Statement at para (D)(a) above}	Promoter / Promoter Group / Public
1			0.00	
2			0.00	
3			0.00	
4			0.00	
5			0.00	
TOTAL		0	0.00	



(II)(a) Statement showing details of Depository Receipts (DRs)

Sr. No.	Type of outstanding DR (ADRs, GDRs, SDRs, etc.)	Number of outstanding DRs	Number of shares underlying outstanding DRs	Shares underlying outstanding DRs as a percentage of total number of shares [i.e., Grand Total (A)+(B)+(C) indicated in Statement at para (I)(a) above]
1				0.00
2				0.00
3				0.00
4				0.00
5				0.00
6				0.00
7				0.00
8				0.00
9				0.00
TOTAL			0	0.00



(II)(b) Statement showing holding of Depository Receipts (DRs), where underlying shares held by "promoter/promoter group" are in excess of 1% of the total number of shares

Sr. No.	Name of the DR Holder	Type of outstanding DR (ADRs, GDRs, SDRs, etc.)	Number of shares underlying outstanding DRs	Shares underlying outstanding DRs as a percentage of total number of shares {i.e., Grand Total (A)+(B)+(C) indicated in Statement at para (D)(a) above}
1				0.00
2				0.00
3				0.00
4				0.00
5				0.00
6				0.00
7				0.00
8				0.00
9				0.00
TOTAL				0 0.00

