


(I)(A) STATEMENT SHOWING SHAREHOLDING PATTERN			
Name of the Company : SITI CABLE NETWORK LIMITED			
Script Code, Name of Scrip, Class of Security: BSE -532795 ; NSE – SITICABLE-EQ; EQUITY			
SCRIPT CODE - 532795		As on :- 30.09.2014	
Partly paid up shares*	Number of partly paid -up shares	As a % of total no. of partly paid - up shares	As a % of total no. of shares of the Company
Held by Promoter/Promoter group	0	0.00	0.00
Held by Public	0	0.00	0.00
Total	0	0.00	0.00
Outstanding Convertible Securities	Number of outstanding Securities	As a % of total no. of outstanding convertible Securities	As a % of total no. of shares of the Company assuming full conversion of the Securities
Held by Promoter/Promoter group	0	0.00	0.00
Held by Public	0	0.00	0.00
Total	0	0.00	0.00
Warrants	Number of Warrants	As a % of total no. of warrants	As a % of total no. of shares of the Company assuming full conversion of warrants
Held by Promoter/Promoter group	0	0.00	0.00
Held by Public	0	0.00	0.00
Total	0	0.00	0.00
Total paid up capital of the Company, assuming full conversion of warrants and convertible securities	614212915		

NOTE :-

The total subscribed and paid-up share capital of 61,42,12,915 Equity Shares of Re 1 each includes 3,338 equity shares on which first and final call money was received but corporate action for conversion into fully paid-up shares failed due to reasons at depository level.

For Siti Cable Network Limited


Suresh Kumar
(Company Secretary)

SITI CABLE NETWORK LIMITED


(1)(A) STATEMENT SHOWING SHAREHOLDING PATTERN

Table (1)(a)

As on - 30.09.2014

Category Code	Category of Shareholder	Number of Shareholders	Total Number of Shares	No of Shares held on Dematerialised form	Total Shareholding as percentage of total number of shares		Shares pledged or otherwise encumbered	
					As % of (A+B)	As % of (A+B+C)	No of Shares	As % of Shareholding (IX)= VIII/IV*100
(I)	(II)	(III)	(IV)	(V)	(VI)	(VII)	(VIII)	(IX)
A	Shareholding of Promoter & Promoter Group							
1	Indian							
a	Individuals / HUF	1	10,21,000	10,21,000	0.17%	0.17%	0	0.00%
b	Central / State Government	0	0	0	0.00%	0.00%	0	0.00%
c	Bodies Corporate	5	26,20,40,427	26,20,40,427	42.66%	42.66%	21,07,00,000	80.41%
d	Financial Institutions / Banks	0	0	0	0.00%	0.00%	0	0.00%
e	Any other (Specify)	0	0	0	0.00%	0.00%	0	0.00%
	Sub-total (A)(1)	6	26,30,61,427	26,30,61,427	42.83%	42.83%	21,07,00,000	80.10%
2	Foreign							
a	Individuals (Non-resident/ Foreign)	0	-	0	0.00%	0.00%	0	0.00%
b	Bodies Corporate (OCB)	2	18,41,81,000	18,41,81,000	29.99%	29.99%	0	0.00%
c	Institutions - Foreign Bodies	0	0	0	0.00%	0.00%	0	0.00%
d	Qualified Foreign Investor	0	0	0	0.00%	0.00%	0	0.00%
e	Any other (Specify)	0	0	0	0.00%	0.00%	0	0.00%
	Sub-total(A)(2)	2	18,41,81,000	18,41,81,000	29.99%	29.99%	0	0.00%
	Total Shareholding of Promoter and Promoter Group (A) = (A)(1)+(A)(2)	8	44,72,42,427	44,72,42,427	72.82%	72.82%	21,07,00,000	47.11%
B								
1	Institutions							
a	Mutual Funds and UTI	6	1,39,73,831	13973331	2.28%	2.28%		
b	Financial Institutions/Banks	13	29,559	29,559	0.00%	0.00%		
c	Central / State Government	0	0	0	0.00%	0.00%		
d	Venture Capital Funds	0	0	0	0.00%	0.00%		
e	Insurance Companies	2	4,001	4,001	0.00%	0.00%		
f	Foreign Institutional Investors	18	4,87,45,869	4,87,40,369	7.94%	7.94%		
g	Foreign Venture Capital Investors	0	0	0	0.00%	0.00%		
h	Qualified Foreign Investor	0	0	0	0.00%	0.00%		
i	Any other (Specify)	0	0	0	0.00%	0.00%		
	Sub-total (B)(1)	39	6,27,53,260	6,27,47,260	10.22%	10.22%		
2	Non-Institutions							
a	Bodies Corporate	1492	2,42,60,210	2,42,55,238	3.95%	3.95%		
b-i	Individuals holding shares upto Rs. 1 Lac in nominal value	121564	5,42,17,669	5,40,08,859	8.83%	8.83%		
b-ii	Individuals holding shares in excess of Rs. 1 Lac in nominal value	50	2,38,28,020	2,38,28,020	3.88%	3.88%		
c	Qualified Foreign Investor	0	0	0	0.00%	0.00%		
d	Any other							
i	Overseas Corporate Body	2	7,575	7,575	0.00%	0.00%		
ii	Foreign National	1	500	500	0.00%	0.00%		
iii	Foreign Bodies	1	1	1	0.00%	0.00%		
iii	NRI	1098	18,99,251	16,95,049	0.31%	0.31%		
iv	Trust	4	4,002	4,002	0.00%	0.00%		
	Sub-total (B)(2)	1,24,212	10,42,17,228	10,37,99,244	16.97%	16.97%		
	Total Public Shareholding (B) = (B)(1)+(B)(2)	1,24,251	16,69,70,488	16,65,46,504	27.18%	27.18%		
	TOTAL (A)+(B)	1,24,259	61,42,12,915	61,37,88,931	100.00%	100.00%	21,07,00,000	34.30%
	Share held by Custodians & against which Depository Receipts have been Issued							
C								
1	Promoter and Promoter Group	0	0	0		0.00%		
2	Public	0	0	0		0.00%		
	GRAND TOTAL (A+B+C)	1,24,259	61,42,12,915	61,37,88,931	100.00%	100.00%	21,07,00,000	34.30%

For Siti Cable Network Limited


 Suresh Kumar
 (Company Secretary)

(I) (b) Statement showing holding of securities (including shares, warrants, convertible securities) of persons belonging to the category "Promoter and Promoter Group"

Sr.No.	Name of the shareholder	Details of Shares held		Encumbered shares(*)		Details of warrants			Details of convertible		Total shares (including underlying shares assuming full conversion of warrants and convertible securities) as a % of diluted share capital
		No of Shares held (III)	As a % of grand total (A)+(B)+(C) (IV)	Number of shares (V)	As a Percentage (VI) = (V)/(III)*100 (VII)	As a % of grand total A+B+C of sub-clause (1)(a) (VIII)	No of warrants held (IX)	Number of convertible securities held (X)	As a % of total number of convertible securities of the same class (XI)		
(I)	(II)	(III)	(IV)	(V)	(VI) = (V)/(III)*100 (VII)	(VIII)	(IX)	(X)	(XI)	(XII)	
1	DIRECT MEDIA SOLUTIONS PVT LTD	140000000	22.79	1222000000	87.29	19.90	0	0	0	22.79	
2	DIGITAL SATELITE HOLDINGS PVT. LTD	51569898	8.40	512000000	99.28	8.34	0	0	0	8.40	
3	BIOSCOPE CINEMAS PRIVATE LIMITED	331600000	5.40	0	0.00	0.00	0	0	0	5.40	
4	DIGITAL SATELITE HOLDINGS PVT. LTD	198000000	3.22	198000000	100.00	3.22	0	0	0	3.22	
5	BIOSCOPE CINEMAS PRIVATE LIMITED	17510529	2.85	175000000	99.94	2.85	0	0	0	2.85	
6	ESSEL MEDIA VENTURES LIMITED	116431000	18.96	0	0.00	0.00	0	0	0	18.96	
7	ESSEL INTERNATIONAL LIMITED	677500000	11.03	0	0.00	0.00	0	0	0	11.03	
8	ASHOK MATHAI KURIEN	1021000	0.17	0	0.00	0.00	0	0	0	0.17	
	TOTAL	44,72,42,427	72.82	2107000000	47.11	34.30	0	0	0	72.82	

(*) The term "encumbrance" has the same meaning as assigned to it in regulation 28(3) of the SAST Regulations, 2011

For Siti Cable Network Limited


Suresh Kumar
(Company Secretary)

Statement showing holding of securities (including shares, warrants, convertible securities) of persons belonging to the category "Public" and holding more than 1% of the total number of shares.							
(I)(c)(i)	Shares as a percentage of total number of shares (i.e., Grand Total (A)+(B)+(C) indicated in Statement at para (I)(a) above)		Details of warrants		Details of convertible securities		Total shares (including underlying shares assuming full conversion of warrants and convertible securities)
Sr.No.	Name of the shareholder	Number of shares held	Number of warrants held	As a % total number of warrants of the same class	Number of convertible securities held	% w.r.t total number of convertible securities of the same class	
1	COPTHALL MAURITIUS INVESTMENT LTD	17070090	0	0	0	0	2.78
2	DSP BLACKROCK MICRO CAP FUND	12954671					2.11
3	KOTAK MAHINDRA INVESTMENTS LTD	8524228	0	0	0	0	1.39
4	GOLDMAN SACHS INDIA FUND LIMITED	6254446	0	0	0	0	1.02
5	POLUS GLOBAL FUND	619692	0	0	0	0	1.01
	TOTAL	57003127	0	0	0	0	8.30

Statement showing holding of securities (including shares, warrants, convertible securities) of persons (together with PAC) belonging to the category "Public" and holding more than 5% of the total number of shares of the company.							
(I)(c)(ii)	Shares as a percentage of total number of shares (i.e., Grand Total (A)+(B)+(C) indicated in Statement at para (I)(a) above)		Details of warrants		Details of convertible securities		(including underlying shares assuming full conversion of warrants and convertible securities) as a %
Sr. No.	Name(s) of the shareholder(s) and the Persons Acting in Concert (PAC) with them	Number of shares	Number of warrants	As a % total number of warrants of the same class	Number of convertible securities held	% w.r.t total number of convertible securities of the same class	
	NIL	NIL	NIL	NIL	NIL	NIL	NIL
	TOTAL	NIL	NIL	NIL	NIL	NIL	NIL


For Siti Cable Network Limited


Surash Kumar
(Company Secretary)

(I)(d) Statement showing details of locked-in shares

Sr. No.	Name of the shareholder	Category of shareholders (Promoter/Public)	Number of locked-in shares	Locked-in shares as a percentage of total number of shares {i.e., Grand Total (A)+(B)+(C) indicated in Statement at para (I)(a) above}
1	ESSEL MEDIA VENTURES LIMITED	PROMOTERS	100000000	16.28
2	ESSEL INTERNATIONAL LIMITED	PROMOTERS	62000000	10.09
			162000000	26.38

For Siti Cable Network Limited



Suresh Kumar
(Company Secretary)


(II)(a) Statement showing details of Depository Receipts (DRs)

Sr. No.	Type of outstanding DR (ADRs, GDRs, SDRs, etc.)	Number of outstanding DRs	Number of shares under lying outstanding DRs	Shares underlying outstanding DRs as a percentage of total number of shares {i.e., Grand Total (A)+(B)+(C) indicated in Statement at para (I)(a) above}
	NIL	NIL	NIL	NIL
	TOTAL	NIL	NIL	NIL

(II)(b) Statement showing Holding of Depository Receipts (DRs), where underlying shares held by "Promoter / promoter group" are in excess of 1% of the total number of shares

Sr. No.	Name of the DR Holder	Type of outstanding DR (ADRs, GDRs, SDRs, etc.)	Number of shares underlying outstanding DRs	Shares underlying outstanding DRs as a percentage of total number of shares {i.e., Grand Total (A)+(B)+(C) indicated in Statement at para (I)(a) above}
	NIL	NIL	NIL	NIL
	TOTAL	NIL	NIL	NIL

For Siti Cable Network Limited



Suresh Kumar
(Company Secretary)

SITI CABLE NETWORK LIMITED							
III (a) Statement showing the voting pattern of shareholders, if more than one class of shares/securities is issued by the issuer. 30.09.2014							
(Give description of voting rights for each class of security Class X, Class Y, Class Z)							
Category code	Category of shareholder	Number of Voting Rights held in each class of securities			Total Voting Rights (VI)	Total Voting Rights (VI)	
		Class X (III)	Class Y (IV)	Class Z (V)	(III+IV+V) (VI)	As a % of (A+B) (VII)	As a % of (A+B+C) (VIII)
(A)	Promoter and Promoter Group						
(1)	Indian						
	(a) Individuals/Hindu Undivided Family						
	(b) Central/State Government(s)						
	(c) Bodies Corporate						
	(d) Financial Institutions/Banks						
	(e) Any Other (specify)						
	Sub-Total (A) (1)	N.A.	N.A.	N.A.	N.A.	N.A.	N.A.
(2)	Foreign						
	(a) Individuals (Non Resident/Foreign)						
	(b) Bodies Corporate						
	(c) Institutions						
	(d) Qualified Foreign Investor						
	(e) Any Other (specify)						
	Sub-Total (A) (2)	N.A.	N.A.	N.A.	N.A.	N.A.	N.A.
	Total Shareholding of Promoter and Promoter Group (A)=(A)(1) + (A)(2)						
(B)	Public Shareholding						
(1)	Institutions						
	(a) Mutual Funds/UTI						
	(b) Financial Institutions/Banks						
	(c) Central/State Government(s)						
	(d) Venture Capital Funds						
	(e) Insurance Companies						
	(f) Foreign Institutional Investors						
	(g) Foreign Venture Capital Investors						
	(h) Qualified Foreign Investor						
	(i) Any Other (specify)						
	Sub-Total (B) (1)	N.A.	N.A.	N.A.	N.A.	N.A.	N.A.
(2)	Non Institutions						
	(a) Bodies Corporate						
	(b) Individuals						
	i. Individual shareholders holding nominal share capital upto Rs. 1 lakh						
	ii. Individual shareholders holding nominal share capital in excess of Rs. 1 lakh.						
	(c) Qualified Foreign Investor						
	(d) Any Other (specify)						
	Sub-Total (B) (2)	N.A.	N.A.	N.A.	N.A.	N.A.	N.A.
	TOTAL (A) + (B)	N.A.	N.A.	N.A.	N.A.	N.A.	N.A.
(C)	Shares held by Custodians and against which Depository Receipts have been issued						
	GRAND TOTAL (A)+(B)+(C)	N.A.	N.A.	N.A.	N.A.	N.A.	N.A.

For Siti Cable Network Limited



Suresh Kumar
(Company Secretary)