

Introductory sub-table (I)(a)

Name of the Company: SUNDARAM-CLAYTON LIMITED			
Scrip Code, Name of the scrip, class of security: 520056, Equity Shares			
Quarter ended: 30th September 2014			
Partly paid-up shares:-	No. of partly paid-up shares	As a % of total no. of partly paid-up shares	As a % of total no. of shares of the company
Held by promoter/promoter group	NIL	NIL	NIL
Held by public	NIL	NIL	NIL
Total	NIL	NIL	NIL
Outstanding convertible securities:	No. of outstanding securities	As a % of total no. of outstanding convertible securities	As a % of total no. of shares of the company, assuming full conversion of the convertible securities
Held by promoter/promoter group	NIL	NIL	NIL
Held by public	NIL	NIL	NIL
Total	NIL	NIL	NIL
Warrants:-	No. of warrants	As a % of total no. of warrants	As a % of total no. of shares of the company, assuming full conversion of warrants
Held by promoter/promoter group	NIL	NIL	NIL
Held by public	NIL	NIL	NIL
Total	NIL	NIL	NIL
Total paid-up capital of the company, assuming full conversion of warrants and convertible securities	2,02,32,085 Equity shares of Rs. 5/- each		For Sundaram-Clayton Limited


R R
R R Prakash
Secretary

Statement Showing Shareholding Pattern

Category code	Category of Shareholder	Number of Shareholders	Table (I)(a)		Total shareholding as a percentage of total number of shares		Shares Pledged or otherwise encumbered	
			Total number of shares	Number of shares held in dematerialized form	As a percentage of (A+B) ¹	As a percentage of (A+B+C)	Number of shares	As a percentage
			(IV)	(V)	(VI)	(VII)	(VIII)	X= (VIII)/(IV)*100
(I)	(II)	(III)	(IV)	(V)	(VI)	(VII)	(VIII)	X= (VIII)/(IV)*100
(A)	Shareholding of Promoter and Promoter Group²							
1	Indian							
(a)	Individuals/ Hindu Undivided Family	0	0	0	0.00	0.00	0	0.00
(b)	Central Government/ State Government(s)	0	0	0	0.00	0.00	0	0.00
(c)	Bodies Corporate	4	15174060	15174060	75.00	75.00	0	0.00
(d)	Financial Institutions/ Banks	0	0	0	0.00	0.00	0	0.00
(e)	Any Others(Specify)	0	0	0	0.00	0.00	0	0.00
	Sub Total(A)(1)	4	15174060	15174060	75.00	75.00	0	0.00
2	Foreign							
a	Individuals (Non-Residents Individuals/ Foreign Individuals)	0	0	0	0.00	0.00	0	0.00
b	Bodies Corporate	0	0	0	0.00	0.00	0	0.00
c	Institutions	0	0	0	0.00	0.00	0	0.00
d	Qualified Foreign Investor	0	0	0	0.00	0.00	0	0.00
e	Any Others(Specify)	0	0	0	0.00	0.00	0	0.00
	Sub Total(A)(2)	0	0	0	0.00	0.00	0	0.00
	Total Shareholding of Promoter and Promoter Group (A)= (A)(1)+(A)(2)	4	15174060	15174060	75.00	75.00	0	0.00
(B)	Public shareholding							
1	Institutions						NA	NA
(a)	Mutual Funds/ UTI	19	2377503	2377503	11.75	11.75	NA	NA


R Raju Prakash
Secretary

Category code	Category of Shareholder	Number of Shareholders	Total number of shares	Number of shares held in dematerialized form	Total shareholding as a percentage of total number of shares		Shares Pledged or otherwise encumbered	
					As a percentage of (A+B) ¹	As a percentage of (A+B+C)	Number of shares	As a percentage
(I)	(II)	(III)	(IV)	(V)	(VI)	(VII)	(VIII)	(X) = (VIII)/(IV)*100
(b)	Financial Institutions / Banks	2	302	302	0.00	0.00		
(c)	Central Government/ State Government(s)	0	0	0	0.00	0.00		
(d)	Venture Capital Funds	0	0	0	0.00	0.00		
(e)	Insurance Companies	2	551947	551947	2.73	2.73		
(f)	Foreign Institutional Investors	6	8803	8760	0.04	0.04		
(g)	Foreign Venture Capital Investors	0	0	0	0.00	0.00		
(h)	Qualified Foreign Investor	0	0	0	0.00	0.00		
(i)	Any Other (specify)	0	0	0	0.00	0.00		
	Sub-Total (B)(1)	29	2938555	2938512	14.52	14.52		
B 2	Non-institutions						NA	NA
(a)	Bodies Corporate	197	211746	209122	1.05	1.05		
(b)	Individuals							
I	i. Individual shareholders holding nominal share capital up to Rs 1 lakh	15237	1612402	1353035	7.97	7.97		
II	ii. Individual shareholders holding nominal share capital in excess of Rs. 1 lakh.	6	263373	263373	1.30	1.30		
(c)	Qualified Foreign Investor	0	0	0	0.00	0.00		
(d)	Any Other (specify)				0.00	0.00		
(d-i)	Directors & relatives	10	6914	6914	0.03	0.03		
(d-ii)	NRI Repatriable	79	9526	9526	0.05	0.05		
(d-iii)	NRI Non-Repatriable	80	15509	15376	0.08	0.08		
	Sub-Total (B)(2)	15609	2119470	1857346	10.48	10.48		
(B)	Total Public Shareholding (B) = (B)(1)+(B)(2)	15638	5058025	4795858	25.00	25.00	For Sundaram - C NA	Jayton Limited NA


 Raj Prakash
 Secretary

Category code	Category of Shareholder	Number of Shareholders	Total number of shares	Number of shares held in dematerialized form	Total shareholding as a percentage of total number of shares		Shares Pledged or otherwise encumbered	
					As a percentage of (A+B) ¹	As a percentage of (A+B+C)	Number of shares	As a percentage
(I)	(II)	(III)	(IV)	(V)	(VI)	(VII)	(VIII)	(X) = (VIII)/(IV)*100
	TOTAL (A)+(B)	15642	20232085	19969918	100.00	100.00		
(C)	Shares held by Custodians and against which Depository Receipts have been issued						NA	NA
1	Promoter and Promoter Group	0	0	0	0.00	0.00		
2	Public	0	0	0	0.00	0.00		
	Sub-Total (C)	0	0	0	0.00	0	0	
	GRAND TOTAL (A)+(B)+(C)	15642	20232085	19969918	100.00	100.00	0	0.00

For Sundaram-Clayton Limited


R. Raja Prakash
Secretary

(I)(b) Statement showing holding of securities (including shares, warrants, convertible securities) of persons belonging to the category "Promoter and Promoter Group"

Sr. No.	Name of the shareholder	Details of Shares held		Encumbered shares (*)			Details of warrants		Details of		Total shares (including underlying shares assuming full conversion of warrants and convertible securities) as a % of diluted share capital
		Number of shares held	As a % of grand total (A) +(B) +(C)	No.	As a percentage	As a % of grand total (A)+(B)+(C) of sub-clause (I)(a)	Number of warrants held	As a % total number of warrants of the same class	Number of convertible securities held	As a % total number of convertible securities of the same class	
(i)	(ii)	(iii)	(iv)	(v)	(vi)=(v)/(iii)*100	(vii)	(viii)	(ix)	(x)	(xi)	(xii)
1	T V Sundram Iyengar & Sons Limited	3807330	18.82	0	0.00	0.00	0	0.00	0	0.00	0
2	Sundaram Industries Limited	6062522	29.96	0	0.00	0.00	0	0.00	0	0.00	0
3	Southern Roadways Limited	3031127	14.98	0	0.00	0.00	0	0.00	0	0.00	0
4	Sundaram Finance Limited	2273081	11.24	0	0.00	0.00	0	0.00	0	0.00	0
TOTAL		15174060	75.00	0	0.00	0.00	0	0.00	0	0.00	0

(*) The term "encumbrance" has the same meaning as assigned to it in regulation 28(3) of the SAST Regulations, 2011

For Sundaram-Clayton Limited


R. Raja Prakash
Secretary

(D)(c)(i) Statement showing holding of securities (including shares, warrants, convertible securities) of persons belonging to the category "Public" and holding more than 1% of the total number of shares

Sr. No.	Name of the shareholder	Number of shares held	Shares as a percentage of total number of shares (i.e., Grand Total (A)+(B)+(C) indicated in Statement at para (I)(a) above}	Details of warrants		Details of convertible securities		Total shares (including underlying shares assuming full conversion of warrants and convertible securities) as a % of diluted share capital
				Number of warrants held	As a % total number of warrants of the same class	Number of convertible securities held	% w.r.t total number of convertible securities of the same class	
1	Birla Sun Life Trustee Company Private Limited	588933	2.91	0	0.00	0	0.00	0
2	Reliance Capital Trustee Company Limited	1030478	5.09	0	0.00	0	0.00	0
3	SBI Magnum Balanced Fund	253960	1.26	0	0.00	0	0.00	0
4	ICICI Prudential Life Insurance Company	551847	2.73	0	0.00	0	0.00	0
5	Sundaram Mutual Fund A/c	415381	2.05					
TOTAL		2840599	14.04	0	0.00	0	0.00	0


For Sundaram-Clayton Limited

R. Raj Prakash
Secretary

(I)(c)(ii) Statement showing holding of securities (including shares, warrants, convertible securities) of persons (together with PAC) belonging to the category "Public" and holding more than 5% of the total number of shares of the company

Sr. No.	Name(s) of the shareholder(s) and the Persons Acting in Concert (PAC) with them	Number of shares	Shares as a percentage of total number of shares {i.e., Grand Total (A)+(B)+(C) indicated in Statement at para (I)(a) above}	Details of warrants		Details of convertible securities		Total shares (including underlying shares assuming full conversion of warrants and convertible securities) as a % of diluted share capital
				Number of warrants	As a % total number of warrants of the same class	Number of convertible securities held	% w.r.t total number of convertible securities of the same class	
1	Reliance Capital Trustee Company Limited	1030478	5.09	0	0.00	0	0.00	0
TOTAL		1030478	5.09	0	0.00	0	0.00	0

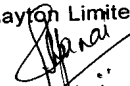
For Sundaram-Clayton Limited


R. Raju
Secretary

(I)(d) Statement showing details of locked-in shares

Sr. No.	Name of the shareholder	Number of locked-in shares	Locked-in shares as a percentage of total number of shares {i.e., Grand Total (A)+(B)+(C) indicated in Statement at para (I)(a) above}
		0	0.00
TOTAL		0	0.00

For Sundaram-Clayton Limited


R Raj Prakash
Secretary

(II)(a) Statement showing details of Depository Receipts (DRs)

Sr. No.	Type of outstanding DR (ADRs, GDRs, SDRs, etc.)	Number of outstanding DRs	Number of shares underlying outstanding DRs	Shares underlying outstanding DRs as a percentage of total number of shares {i.e., Grand Total (A)+(B)+(C) indicated in Statement at para (I)(a) above}
	-	0	0	0.00
TOTAL		0	0	0.00

For Sundaram-Clayton Limited


R Raja Prakash
Secretary

(II)(b) Statement showing holding of Depository Receipts (DRs), where underlying shares held by "promoter/promoter group" are in excess of 1% of the total number of shares

Sr. No.	Name of the DR Holder	Type of outstanding DR (ADRs, GDRs, SDRs, etc.)	Number of shares underlying outstanding DRs	Shares underlying outstanding DRs as a percentage of total number of shares {i.e., Grand Total (A)+(B)+(C) indicated in Statement at para (I)(a) above}
		0	0	0.00
TOTAL		0	0	0.00

For Sundaram-Clayton Limited


R Reja Prakash
Secretary